



US00D859739S

(12) **United States Design Patent**
Bourgeois

(10) **Patent No.:** **US D859,739 S**

(45) **Date of Patent:** **** Sep. 10, 2019**

(54) **ELECTRIC HAIR BRUSH**

(71) Applicant: **BABYLISS FACO SPRL**, Wandre (BE)

(72) Inventor: **Sophie Bourgeois**, Liege (BE)

(73) Assignee: **BABYLISS FACO SPRL**, Wandre (BE)

(**) Term: **15 Years**

(21) Appl. No.: **29/636,831**

(22) Filed: **Feb. 12, 2018**

(30) **Foreign Application Priority Data**

Aug. 11, 2017 (EM) 004144376-0004

(51) **LOC (12) Cl.** **28-03**

(52) **U.S. Cl.**
USPC **D28/15**

(58) **Field of Classification Search**
USPC D28/15, 24, 33, 25, 28-30, 12-14, 10,
D28/21; D4/127-129, 132-134;
132/120, 119.1; 34/97, 96
CPC A45D 2/24; A45D 2/2464; A45D 2/2471;
A45D 20/48; A45D 20/50; A45D 20/52;
A45D 20/525; A45D 20/00; A45D 20/24;
A45D 20/16

See application file for complete search history.

(56) **References Cited**

U.S. PATENT DOCUMENTS

D260,692 S * 9/1981 Rakocy D28/35
D270,954 S * 10/1983 Mizobata D28/35

D339,210 S * 9/1993 Classen D28/15
D455,226 S * 4/2002 McCurrach D28/10
7,296,580 B1 * 11/2007 Sbardella A45D 2/122
132/122
D557,017 S * 12/2007 Kampel D4/128
D607,603 S * 1/2010 Schmitz D28/35
D609,857 S * 2/2010 Schmitz D28/15
D738,625 S * 9/2015 Julemont D4/102
D771,310 S * 11/2016 He D28/15
D776,345 S * 1/2017 Tang D28/13
D800,454 S * 10/2017 Mathieu D4/102
D804,188 S * 12/2017 Du D4/100
D827,198 S * 8/2018 Abdul D28/13
2018/0049533 A1 * 2/2018 Tang A46B 15/003

* cited by examiner

Primary Examiner — Susan Bennett Hattan

Assistant Examiner — Rebecca Tsehaye

(74) *Attorney, Agent, or Firm* — Ladas & Parry LLP

(57) **CLAIM**

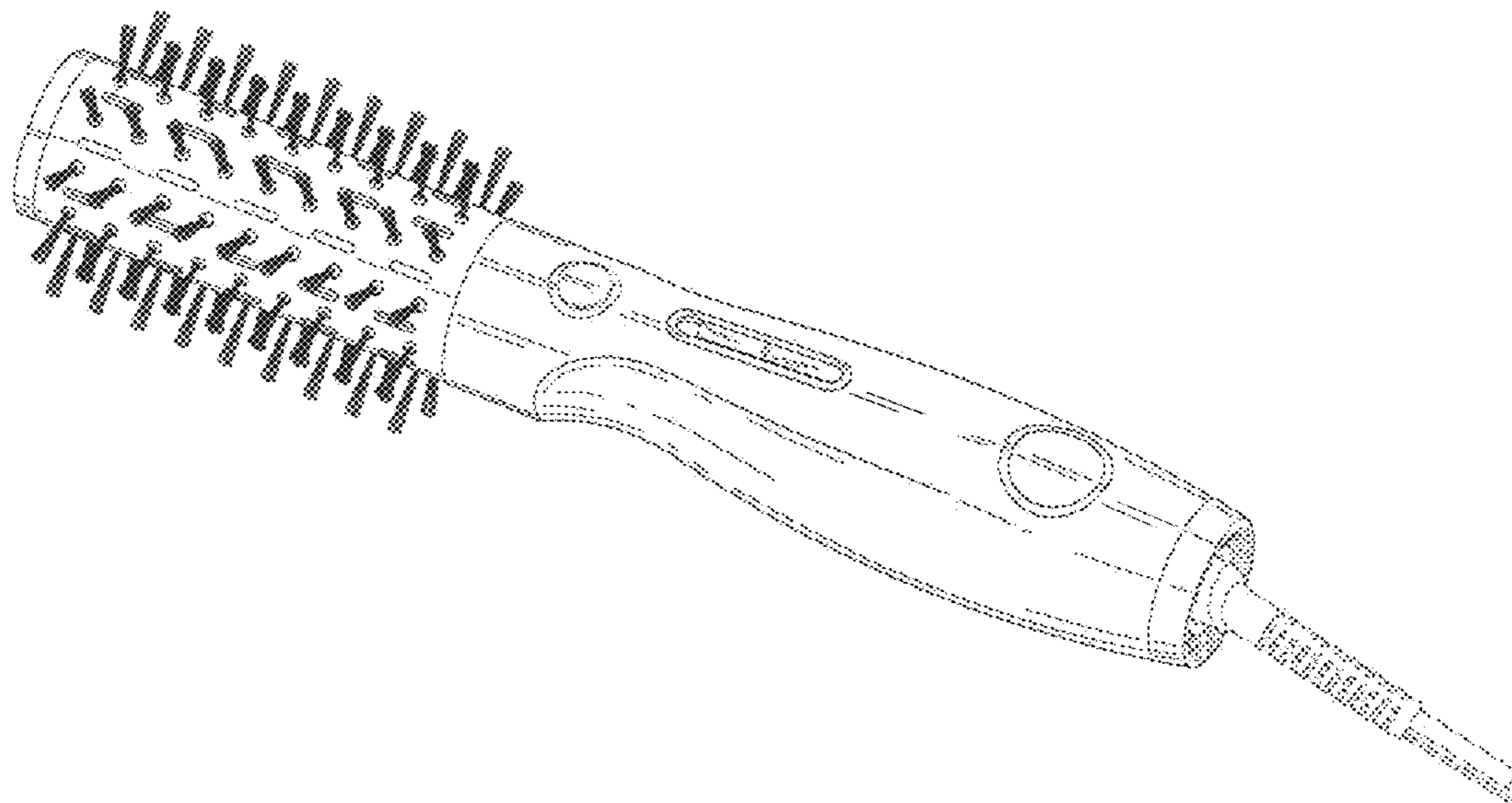
The ornamental design for an electric hair brush, as shown and described.

DESCRIPTION

FIG. 1 is a first perspective view of an electric hair brush showing our new design;
FIG. 2 is a top plan view thereof;
FIG. 3 is a bottom plan view thereof;
FIG. 4 is a right side elevational view thereof;
FIG. 5 is a left side elevational view thereof;
FIG. 6 is a front elevational view thereof; and,
FIG. 7 is a rear side elevational view thereof.

The broken lines depict portions of the airbrush in which the design is embodied that form no part of the claimed design.

1 Claim, 6 Drawing Sheets



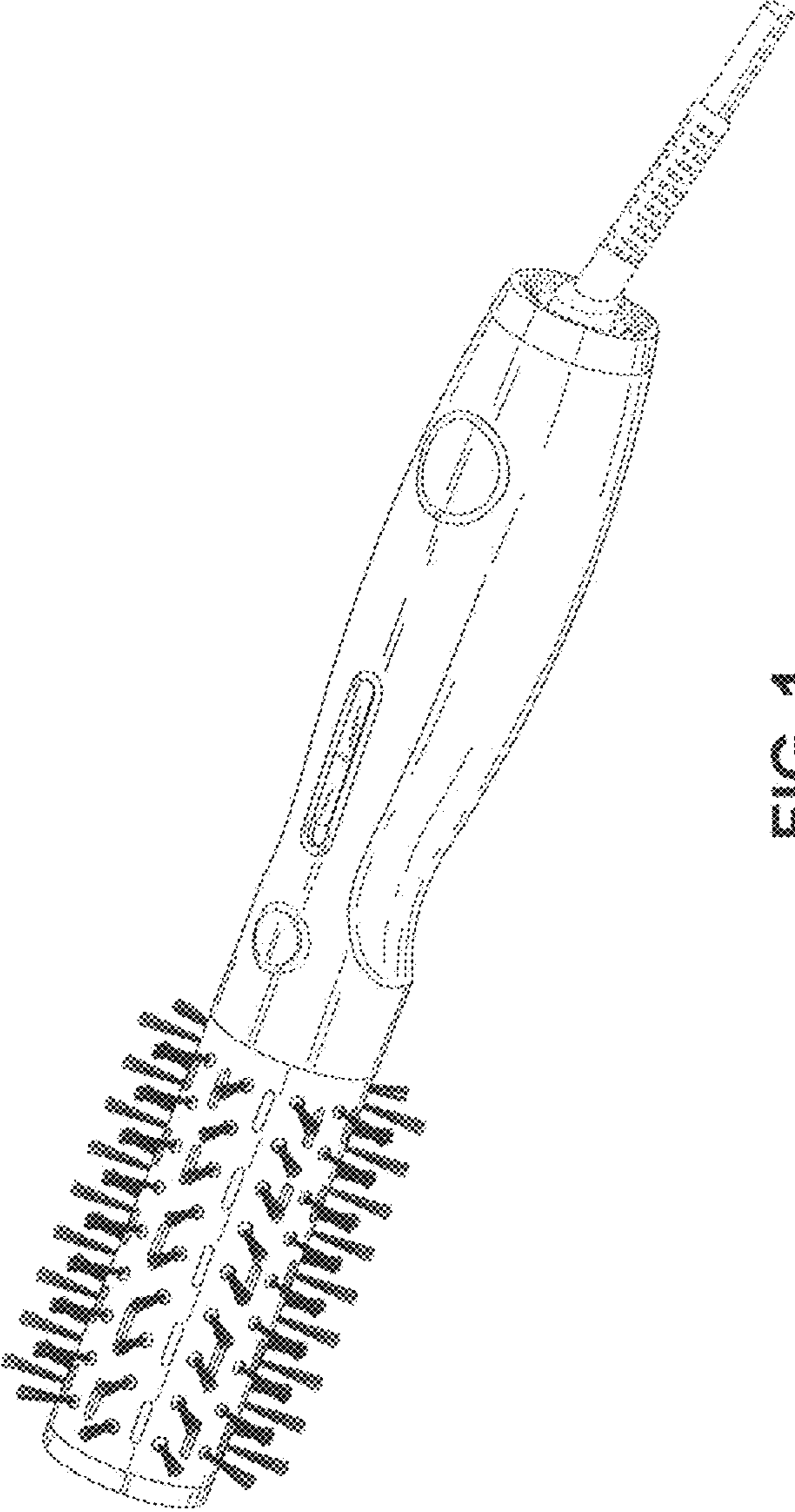


FIG. 1

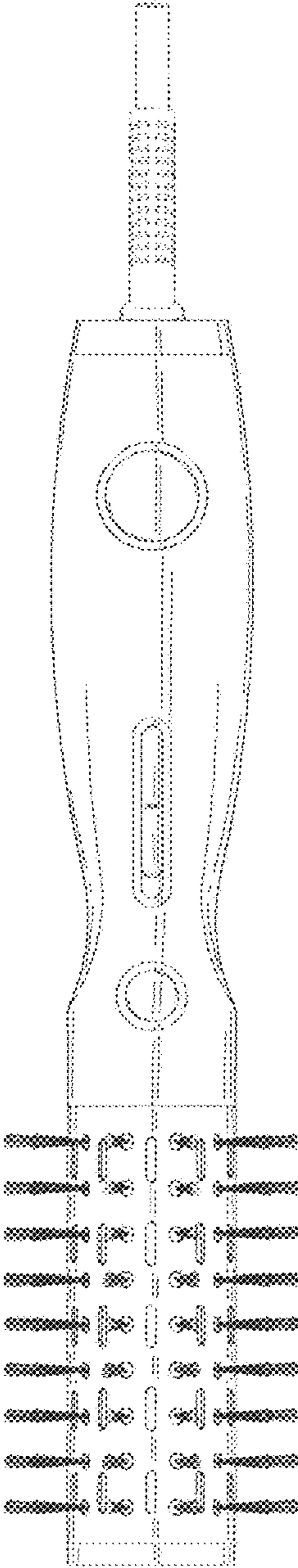


FIG. 2

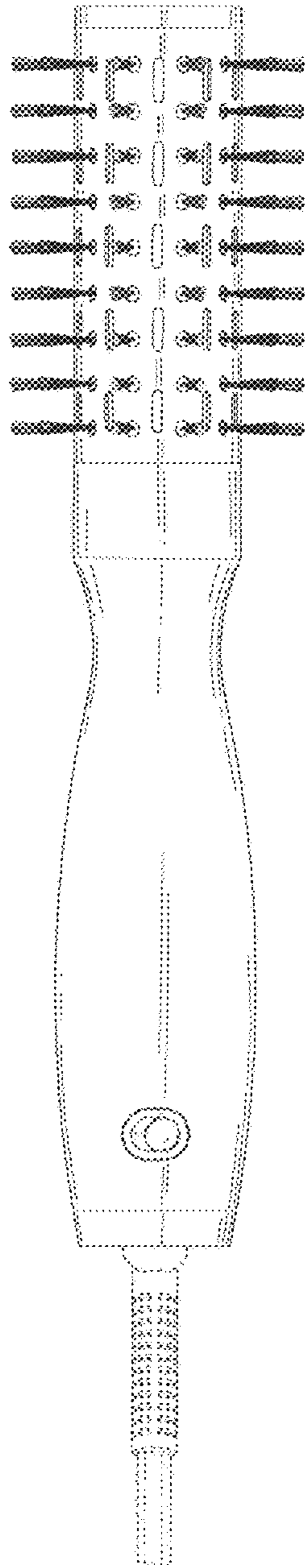


FIG. 3

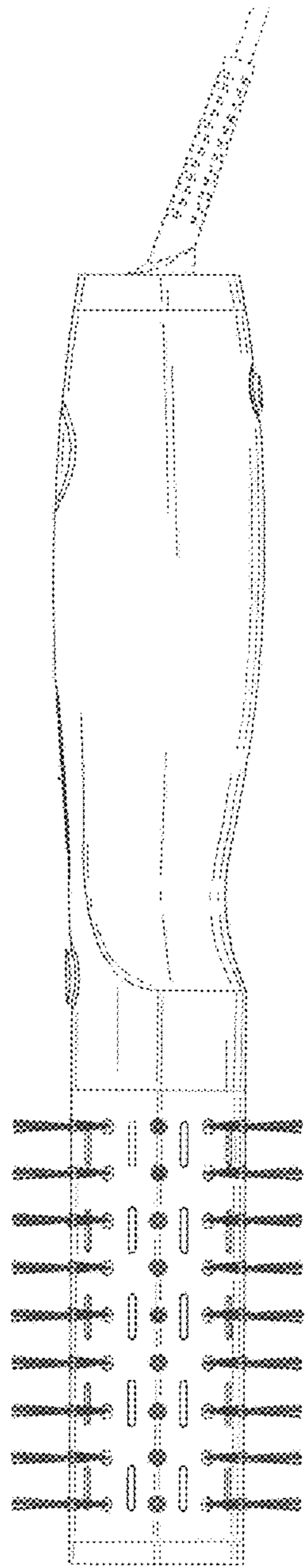


FIG. 4

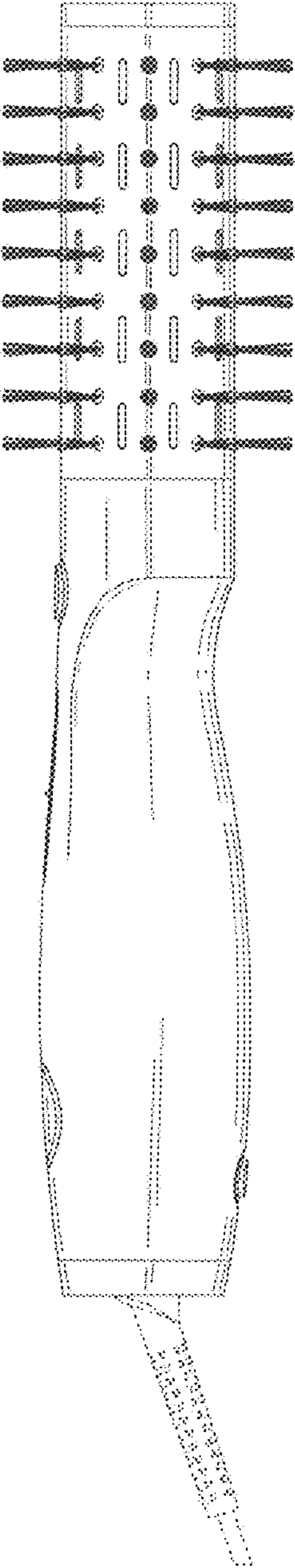


FIG. 5

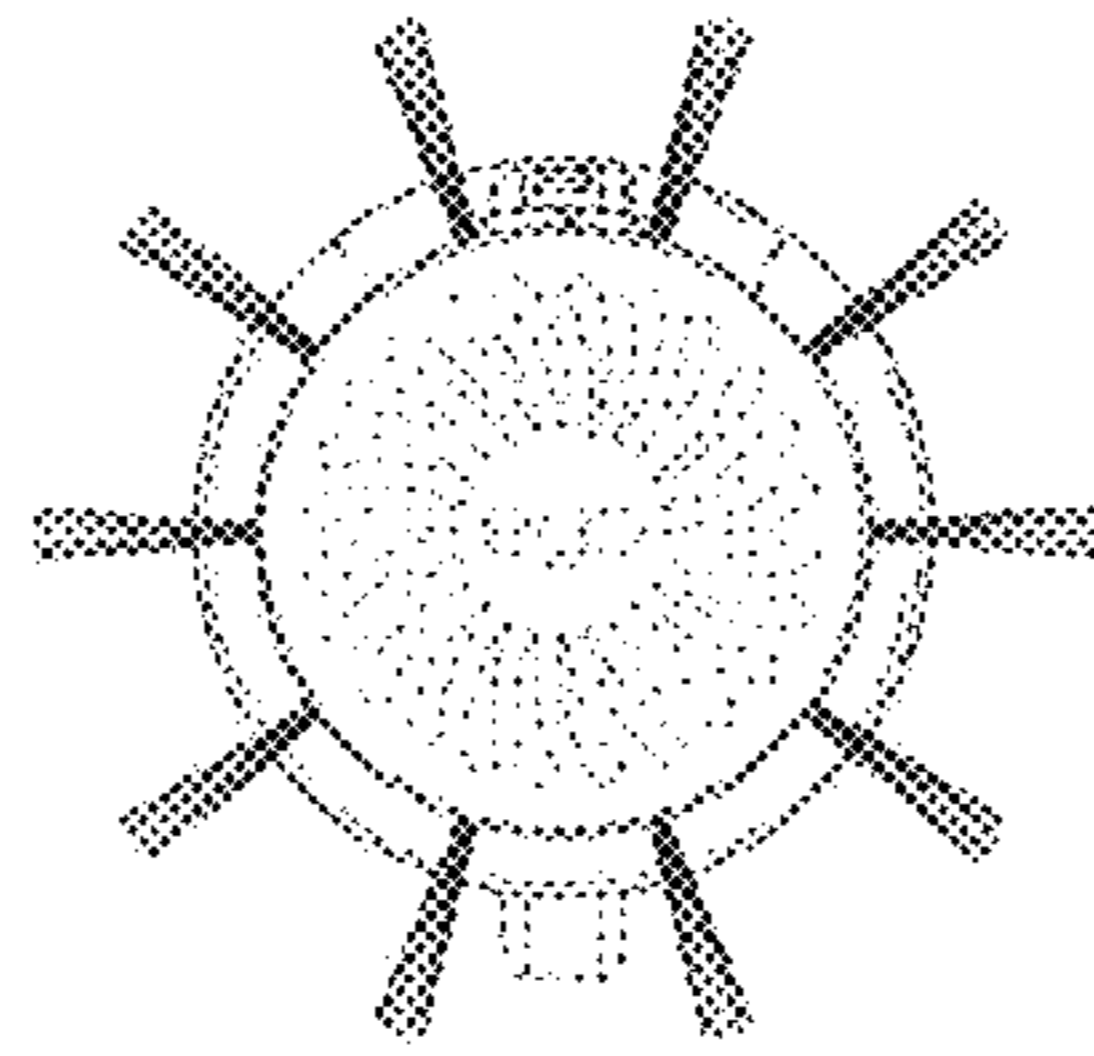


FIG. 6

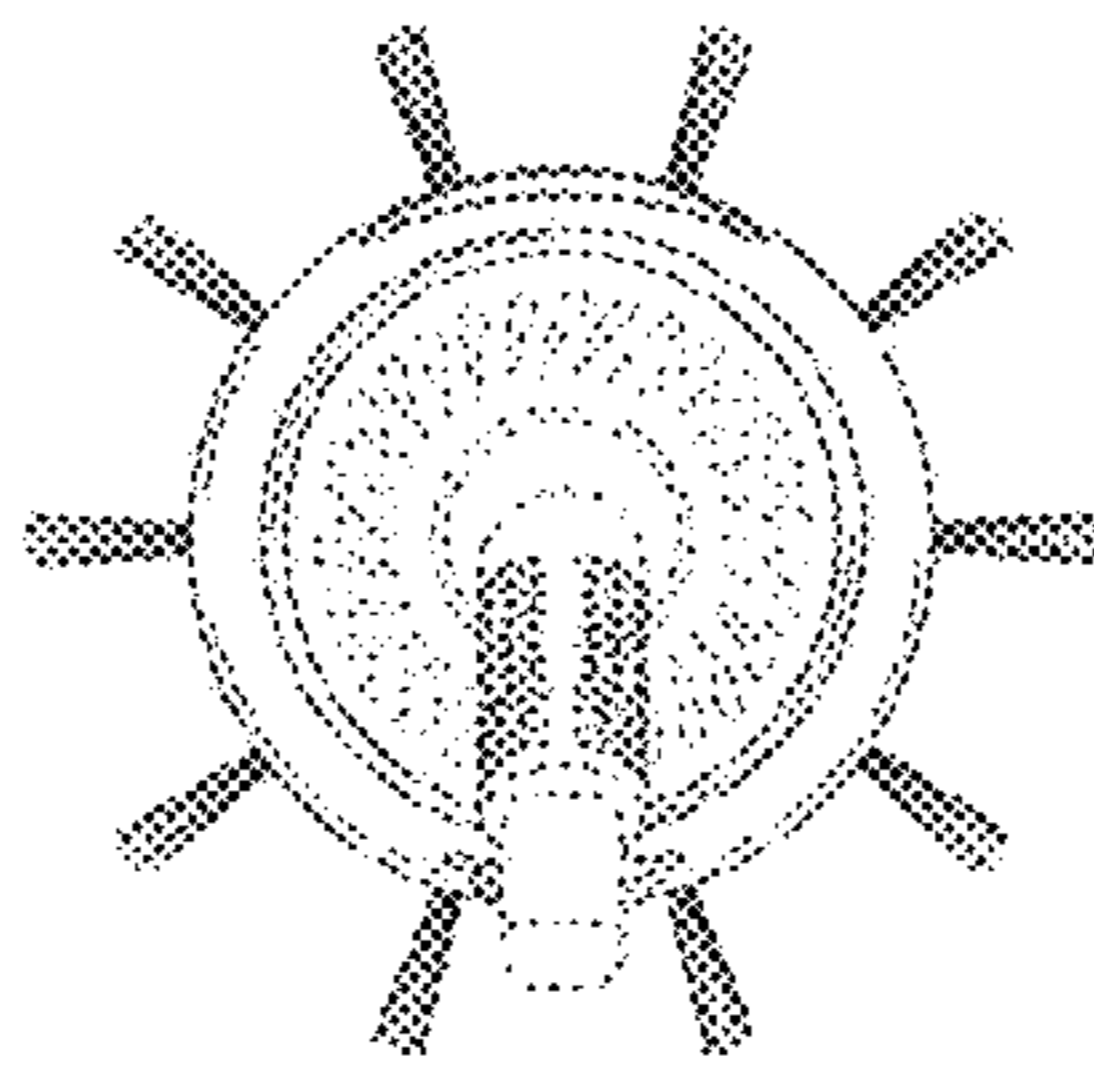


FIG. 7