



US00D859728S

(12) **United States Design Patent** (10) **Patent No.:** **US D859,728 S**
Amato et al. (45) **Date of Patent:** **** Sep. 10, 2019**

- (54) **LIGHTING FIXTURE**
- (71) Applicant: **The Urban Electric Company**, North Charleston, SC (US)
- (72) Inventors: **Michael Amato**, London (GB); **David Dawson**, Charleston, SC (US); **Jonathan Charpia**, Summerville, SC (US); **Joeangel Casanova**, North Charleston, SC (US); **Christopher Roof**, Charleston, SC (US); **Brianna Magagnoli**, North Charleston, SC (US); **Janis Golubeckis**, Mount Pleasant, SC (US)
- (73) Assignee: **The Urban Electric Company**, North Charleston, SC (US)
- (**) Term: **15 Years**
- (21) Appl. No.: **29/653,069**
- (22) Filed: **Jun. 12, 2018**
- (51) **LOC (12) Cl.** **26-03**
- (52) **U.S. Cl.**
USPC **D26/89**
- (58) **Field of Classification Search**
USPC D26/72, 76, 80, 85, 89; D10/106.6, D10/106.8
CPC F21S 8/03; F21S 8/033; F21S 8/036; F21S 8/037; F21S 9/022; F21S 9/024; F21S 9/03; F21S 9/035; F21S 9/037; F21W 2131/107; G08B 13/193
See application file for complete search history.

- D589,638 S * 3/2009 Collins D26/72
- D606,229 S * 12/2009 Johansen D26/76
- D649,673 S * 11/2011 Liang F21S 8/033
- D650,507 S * 12/2011 Osiecki D26/72
- D693,514 S * 11/2013 Mueller D26/76
- D735,393 S * 7/2015 Hennessey D26/89
- D784,594 S * 4/2017 Stolte D26/76
- D847,396 S * 4/2019 Schwartz D26/76
- 2017/0292663 A1 * 10/2017 Pearson F21S 8/033

OTHER PUBLICATIONS

Push by Urban Electric, <<https://urbanelectric.com/wall-lighting/push>> visited Jun. 19, 2019. (Year: 2019).*

* cited by examiner

Primary Examiner — Clare E Heflin

(74) *Attorney, Agent, or Firm* — Jeffrey T. Stover; Haynsworth Sinkler Boyd, P.A.

(57) **CLAIM**

The ornamental design for a lighting fixture, as shown and described.

DESCRIPTION

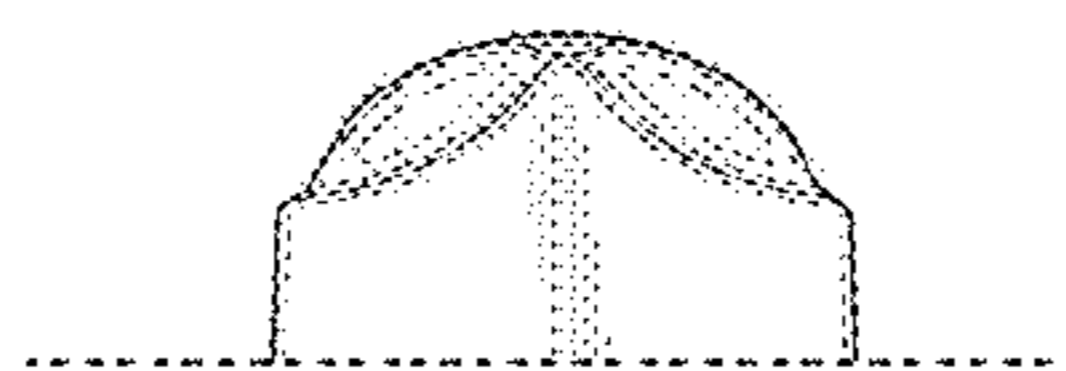

FIG. 1 is a front perspective view of a new lighting fixture; FIG. 2 is a back perspective view thereof; FIG. 3 is a front elevational view thereof; FIG. 4 is a left elevational view thereof; FIG. 5 is a right elevational view thereof; FIG. 6 is a top plan view thereof; FIG. 7 is a bottom plan view thereof; and, FIG. 8 is a back elevational view thereof. The broken line disclosures in FIGS. 1, 2 and 8 represent the rear surface of the lighting fixture, which forms no part of the claimed design. The broken line disclosures in FIGS. 4, 5, 6 and 7 represent environmental structure which forms no part of the claimed design.

1 Claim, 7 Drawing Sheets

(56) **References Cited**

U.S. PATENT DOCUMENTS

- D125,559 S * 3/1941 Biller D26/76
- D135,733 S * 5/1943 Haas et al. D26/76
- D580,086 S * 11/2008 Condon D26/72
- D580,087 S * 11/2008 Couture D26/76






FIG. 1




FIG. 2




FIG. 3




FIG. 4




FIG. 5




FIG. 6

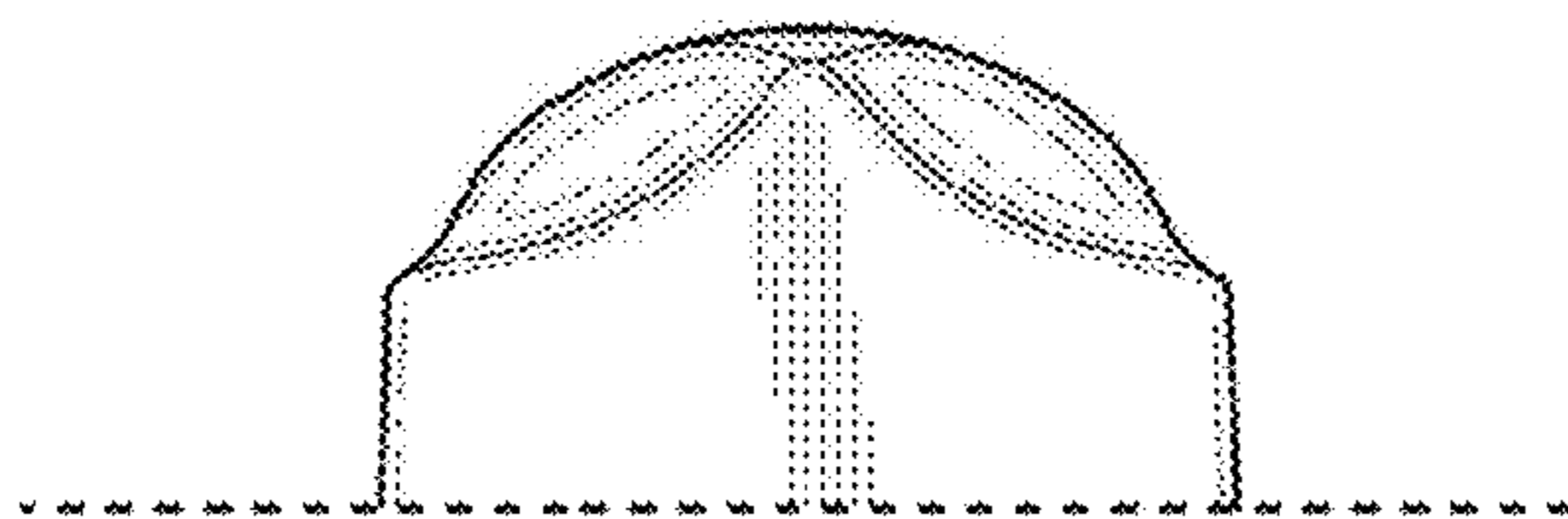


FIG. 7




FIG. 8