



US00D859693S

(12) **United States Design Patent** (10) **Patent No.:** **US D859,693 S**
Albert, IV (45) **Date of Patent:** **** Sep. 10, 2019**

(54) **J-TRIMMING**

(71) Applicant: **William R. Albert, IV**, El Paso, TX (US)

(72) Inventor: **William R. Albert, IV**, El Paso, TX (US)

(**) Term: **15 Years**

(21) Appl. No.: **29/649,994**

(22) Filed: **Jun. 4, 2018**

(51) **LOC (12) Cl.** **25-01**

(52) **U.S. Cl.**
USPC **D25/119**; D25/199

(58) **Field of Classification Search**
USPC D25/55, 119-123, 133, 138, 164, 199;
D8/349, 354, 384
CPC E04C 2003/023; E04C 2003/026; E04C
3/00; E04C 3/02; E04C 3/12; E04C
3/122; E04C 3/125; E04C 3/14; E04C
3/145; E04C 3/29; E04C 3/292; E04C
2/00; E04C 2002/005

See application file for complete search history.

(56) **References Cited**

U.S. PATENT DOCUMENTS

D248,327 S *	6/1978	South	D25/119
D259,143 S *	5/1981	Aktinson	D25/119
D372,545 S *	8/1996	Schultz	D25/138
D402,048 S *	12/1998	Goodchild	D25/119
6,482,500 B1 *	11/2002	Diginosa	E06B 1/62 428/121
D530,191 S *	10/2006	Taylor	D25/199
D538,948 S *	3/2007	Thimons	D25/119
D563,567 S *	3/2008	Fischer	D25/119
D653,361 S *	1/2012	Hudson	D25/139
8,490,350 B1 *	7/2013	Greely	E06B 1/34 52/211
D690,442 S *	9/2013	Griffiths	D25/119
9,068,362 B1 *	6/2015	Baxter	E04F 13/0894

D740,968 S *	10/2015	Stanfill	D25/119
2009/0282751 A1 *	11/2009	Orfield	E04F 13/0864 52/105
2014/0053491 A1 *	2/2014	Plagemann	E04C 2/30 52/506.06
2016/0208498 A1 *	7/2016	Martin	E04F 13/0894
2017/0051517 A1 *	2/2017	Hatch	E04F 19/02

* cited by examiner

Primary Examiner — Cynthia Ramirez

Assistant Examiner — L. Martinez

(74) *Attorney, Agent, or Firm* — Dunlap Bennett & Ludwig PLLC

(57) **CLAIM**

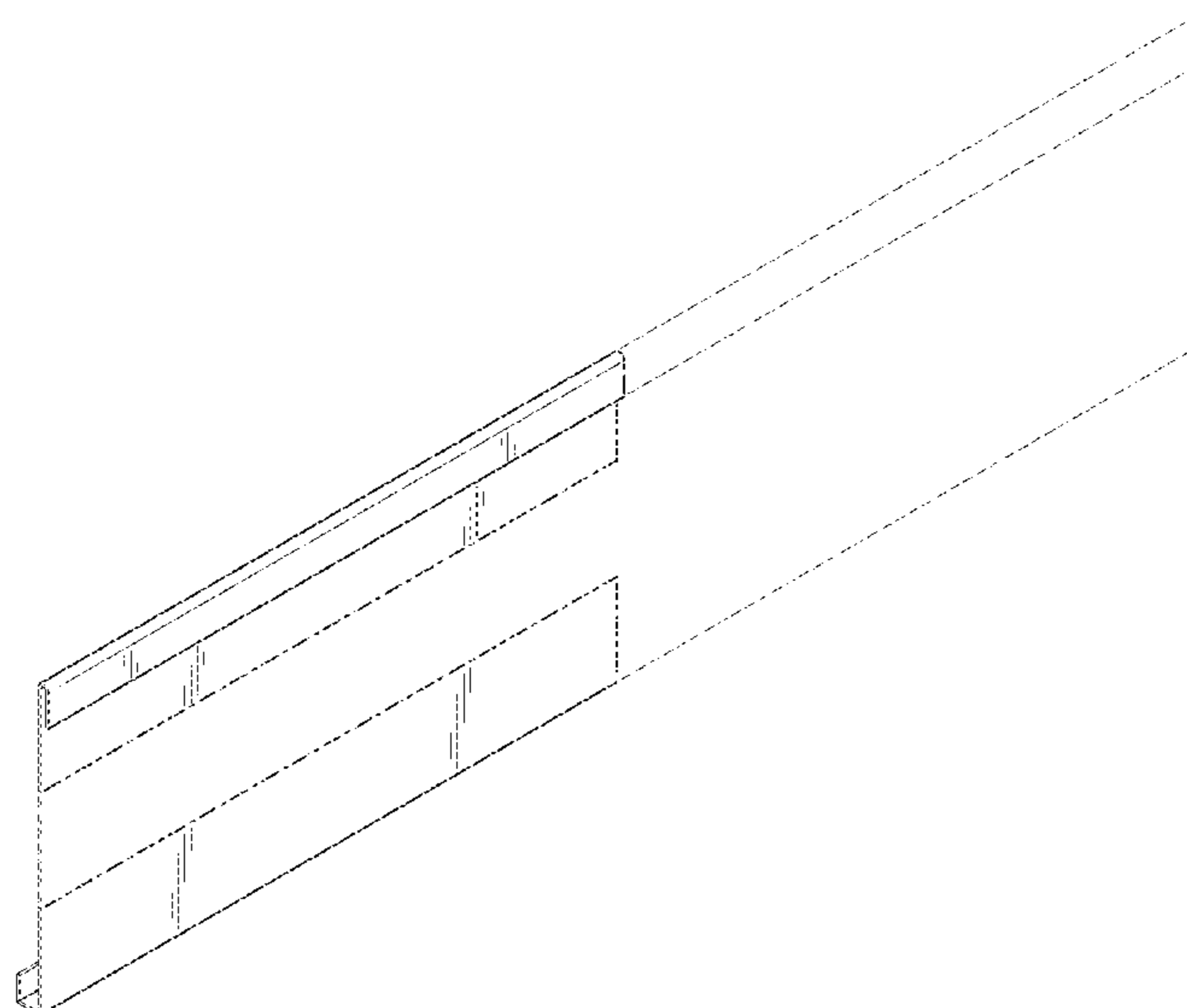
The ornamental design for a j-trimming, as shown and described.

DESCRIPTION

FIG. 1 is a front perspective view of a j-trimming, showing my new design;
FIG. 2 is a front elevation view thereof;
FIG. 3 is a rear elevation view thereof;
FIG. 4 is a left side elevation view thereof;
FIG. 5 is a right side elevation view thereof;
FIG. 6 is a top plan view thereof;
FIG. 7 is a bottom plan view thereof; and,
FIG. 8 is an enlarged left side elevation view thereof, showing the j-trimming in use.

The evenly-sized dash-dash broken lines showing other trimming in FIG. 8 depicts environmental subject matter that forms no part of the claimed design, while the remaining evenly-sized dash-dash broken lines shown in the drawings depict portions of the j-trimming that form no part of the claimed design, while the broken lines consisting of unevenly-sized dash-dot-dash lines in the drawings depict the boundary of the claimed invention and it is understood that the claim extends to the boundary that forms no part of the claimed design.

1 Claim, 4 Drawing Sheets



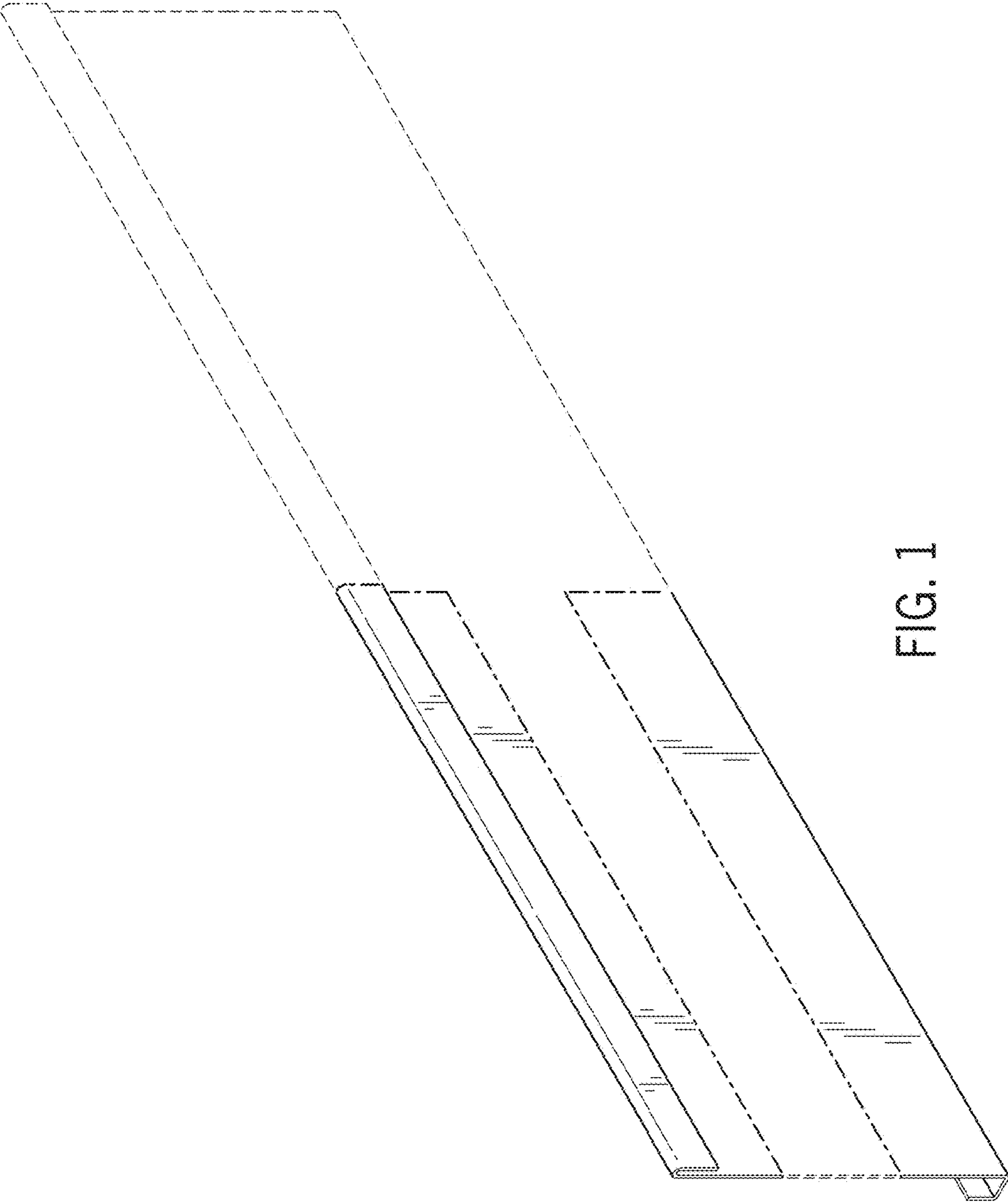


FIG. 1

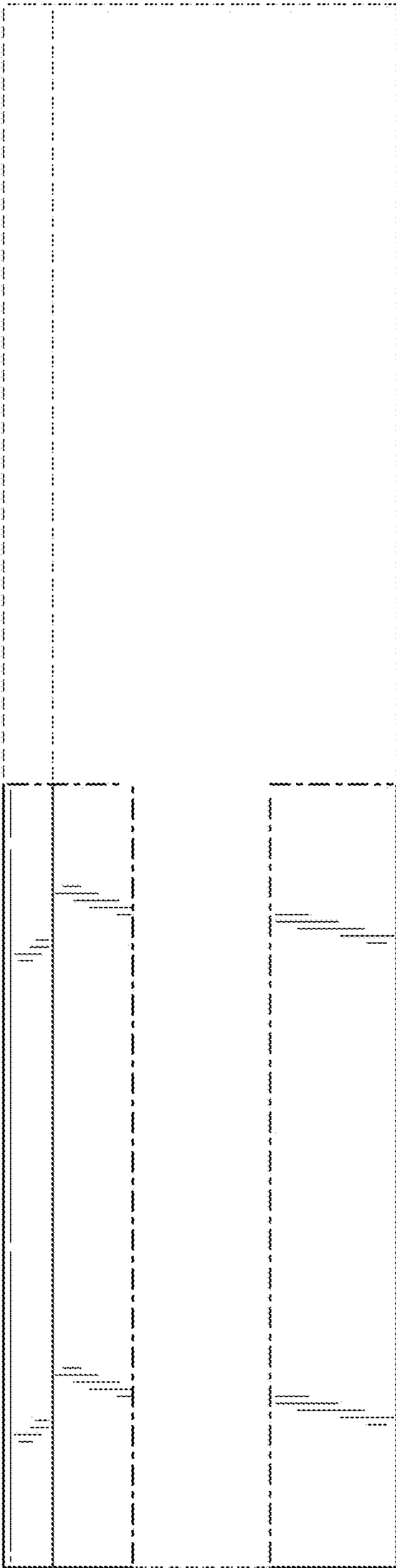


FIG. 2

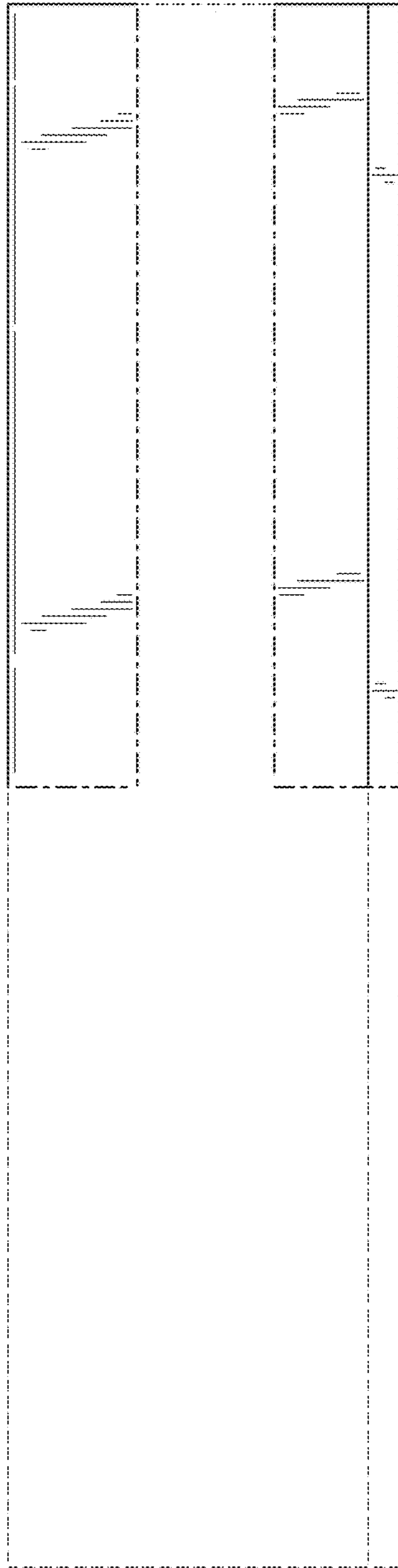


FIG. 3




FIG. 4




FIG. 5

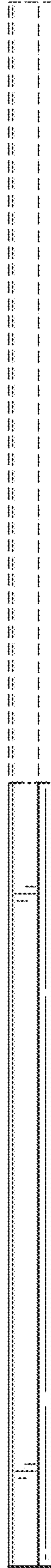


FIG. 6



FIG. 7




FIG. 8