



US00D859688S

(12) **United States Design Patent** (10) **Patent No.:** **US D859,688 S**
Bulloch et al. (45) **Date of Patent:** **** Sep. 10, 2019**

- (54) **ELECTROPHORESIS SLAB GEL SAMPLE LOADING GUIDE**
- (71) Applicant: **LIFE TECHNOLOGIES CORPORATION**, Carlsbad, CA (US)
- (72) Inventors: **Kyle Bulloch**, San Diego, CA (US); **Thomas Diller**, San Diego, CA (US); **Xin Mathers**, Poway, CA (US)
- (73) Assignee: **LIFE TECHNOLOGIES CORPORATION**, Carlsbad, CA (US)
- (**) Term: **15 Years**
- (21) Appl. No.: **29/545,624**
- (22) Filed: **Nov. 13, 2015**
- (51) **LOC (12) Cl.** **24-02**
- (52) **U.S. Cl.**
USPC **D24/233**
- (58) **Field of Classification Search**
USPC D24/216, 222, 224-227, 231-233;
D10/81

(Continued)

(56) **References Cited**

U.S. PATENT DOCUMENTS

- 3,888,759 A * 6/1975 Elson G01N 27/44756
204/620
- 4,294,684 A * 10/1981 Serwer G01N 27/44782
204/620

(Continued)

FOREIGN PATENT DOCUMENTS

- WO 1995024640 9/1995
- WO 1999054721 10/1999
- WO 2007032951 3/2007

OTHER PUBLICATIONS

Caprette, D. "Characterization of red cell membrane proteins by SDS-Page—Preparing SDS Gels," <http://www.ruf.rice.edu/~bioslabs/studies/sds-page/gellab2a.html>, updated May 24, 2005, downloaded Jan. 2, 2017, pp. 1-5.

Primary Examiner — Ian Simmons
Assistant Examiner — Samantha Q Lawrence

(57) **CLAIM**

The ornamental design for an electrophoresis slab gel sample loading guide, as shown and described.

DESCRIPTION

FIG. 1 is a front perspective view of a first embodiment of an electrophoresis slab gel sample loading guide showing our new design.

FIG. 2 is back perspective view thereof.

FIG. 3 is a front view thereof.

FIG. 4 is a back view thereof.

FIG. 5 is a right side view thereof.

FIG. 6 is a left side view thereof.

FIG. 7 is a top view thereof.

FIG. 8 is a bottom view thereof.

FIG. 9 is a front perspective view of a second embodiment of an electrophoresis slab gel sample loading guide showing our new design.

FIG. 10 is a back perspective view thereof.

FIG. 11 is a front view thereof.

FIG. 12 is a back view thereof.

FIG. 13 is a right side view thereof.

FIG. 14 is a left side view thereof.

FIG. 15 is a top view thereof.

FIG. 16 is a bottom view thereof.

FIG. 17 is a front perspective view of a third embodiment of an electrophoresis slab gel sample loading guide showing our new design.

FIG. 18 is a back perspective thereof.

FIG. 19 is a front view thereof.

FIG. 20 is a back view thereof.

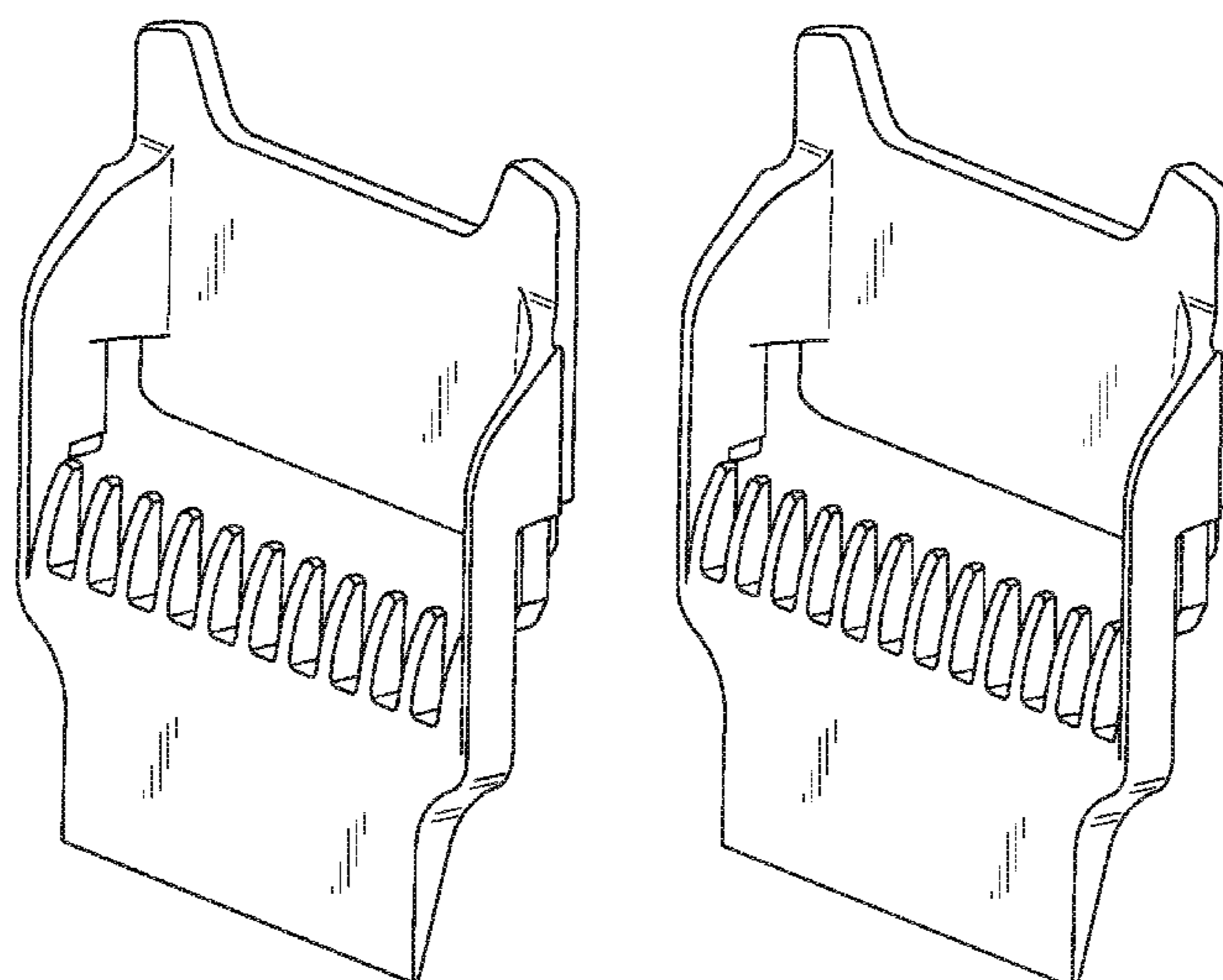
FIG. 21 is a right side view thereof.

FIG. 22 is a left side view thereof.

FIG. 23 is a top view thereof; and,

FIG. 24 is a bottom view thereof.

1 Claim, 9 Drawing Sheets



(58) **Field of Classification Search**
 CPC B01D 57/02; B01L 3/0268; B01L 3/0275;
 B01L 3/5085; G01N 27/447; G01N
 27/44704; G01N 27/44717; G01N
 27/44721; G01N 27/44739; G01N
 27/44743; G01N 27/44747; G01N
 27/44756; G01N 27/44769; G01N
 27/44773; G01N 27/44778; G01N
 27/44782; G01N 27/44795; G01N
 33/559561

See application file for complete search history.

(56) **References Cited**

U.S. PATENT DOCUMENTS

D269,123 S * 5/1983 Hoefler D24/233
 4,560,459 A 12/1985 Hoefler
 4,574,040 A 3/1986 Delony et al.
 4,693,804 A * 9/1987 Serwer G01N 27/44773
 204/466
 4,715,942 A 12/1987 Tezuka
 4,772,373 A 9/1988 Ebata et al.
 4,773,984 A 9/1988 Flesher et al.
 4,795,541 A * 1/1989 Hurd G01N 27/44704
 204/620
 D303,007 S 8/1989 Flesher et al.
 4,957,613 A 9/1990 Schuette
 4,975,174 A * 12/1990 Bambeck G01N 27/44704
 204/618
 5,073,246 A * 12/1991 Chu B01D 57/02
 204/619
 5,116,483 A * 5/1992 Lander G01N 27/44782
 204/620
 5,192,408 A 3/1993 Scott
 5,228,971 A 7/1993 Brumley et al.
 5,238,651 A * 8/1993 Chuba B01D 57/02
 204/620
 5,284,565 A * 2/1994 Chu G01N 27/44743
 204/619
 5,292,420 A 3/1994 Nakanura et al.
 5,407,552 A * 4/1995 Lebacq G01N 27/44704
 204/619
 D367,713 S * 3/1996 La Motte D24/222
 5,618,399 A * 4/1997 Gautsch G01N 27/44704
 204/465
 5,626,735 A * 5/1997 Chu G01N 27/44704
 204/606
 5,632,877 A 5/1997 Van Atta et al.
 5,685,967 A 11/1997 Manis
 5,753,095 A 5/1998 Alpenfels
 5,773,645 A 6/1998 Hochstrasser
 5,827,418 A 10/1998 Haven
 5,843,295 A * 12/1998 Steiner G01N 27/44743
 204/619
 5,885,431 A 3/1999 Renfrew et al.
 5,888,369 A 3/1999 Tippins
 5,972,188 A * 10/1999 Rice G01N 27/44743
 204/456
 5,989,403 A * 11/1999 Provonchee G01N 27/44704
 204/618
 6,001,233 A 12/1999 Levy et al.

6,027,628 A 2/2000 Yamamura
 6,110,340 A 8/2000 Lau et al.
 6,110,344 A * 8/2000 Renfrew G01N 27/44704
 204/619
 6,139,709 A * 10/2000 Scott G01N 27/44704
 204/615
 D443,068 S * 5/2001 Manus D24/233
 6,231,741 B1 5/2001 Tuurenhout
 6,379,519 B1 * 4/2002 Sevigny B29C 51/30
 204/620
 6,436,262 B1 8/2002 Perez et al.
 6,521,111 B1 * 2/2003 Amshey G01N 27/44704
 204/600
 D505,729 S 5/2005 Lee
 6,929,732 B2 * 8/2005 Chen B01D 57/02
 204/600
 6,932,895 B2 * 8/2005 Anderson G01N 27/44704
 204/606
 6,936,150 B2 8/2005 Rooney et al.
 6,942,775 B1 9/2005 Fox et al.
 D510,770 S 10/2005 Emerson
 D511,386 S 11/2005 Emerson
 6,969,455 B1 11/2005 Helfer et al.
 D524,449 S 7/2006 Emerson
 7,135,101 B2 * 11/2006 Atchison G01N 27/44704
 204/467
 7,276,143 B2 10/2007 Chen et al.
 7,601,251 B2 10/2009 Rooney
 7,749,367 B2 7/2010 Zhou et al.
 D654,597 S 2/2012 Hiramura
 8,361,294 B2 * 1/2013 Wang G01N 27/44756
 204/466
 8,398,838 B2 3/2013 Chen et al.
 8,449,745 B2 * 5/2013 Wang G01N 27/44756
 204/466
 8,480,874 B2 7/2013 Henry
 D719,277 S * 12/2014 Miller D24/233
 D733,922 S 7/2015 Sjolander
 9,234,874 B2 * 1/2016 Panattoni G01N 27/44704
 D757,958 S 5/2016 Murray et al.
 9,383,335 B2 7/2016 Bjorkesten
 9,400,260 B2 * 7/2016 Suh G01N 27/44713
 D792,603 S 7/2017 Bulloch et al.
 9,714,918 B2 * 7/2017 Updyke G01N 27/44778
 D794,823 S 8/2017 Nelson
 D795,449 S * 8/2017 Miller D24/233
 D806,894 S * 1/2018 Nelson D24/233
 2002/0079222 A1 6/2002 Sevigny
 2006/0163067 A1 * 7/2006 Sevigny B29C 51/30
 204/465
 2006/0278533 A1 12/2006 Chen
 2007/0205108 A1 9/2007 Tsu-Chao et al.
 2007/0284250 A1 * 12/2007 Magnant G01N 27/44739
 204/459
 2011/0042213 A1 2/2011 Updyke
 2011/0042217 A1 2/2011 Updyke et al.
 2014/0045250 A1 2/2014 Kreifels et al.
 2016/0041123 A1 * 2/2016 Guadagno G01N 27/44743
 204/456
 2016/0084797 A1 3/2016 Goh et al.
 2016/0258903 A1 * 9/2016 Ran G01N 27/44739
 2017/0153204 A1 * 6/2017 Bulloch G01N 27/44704

* cited by examiner

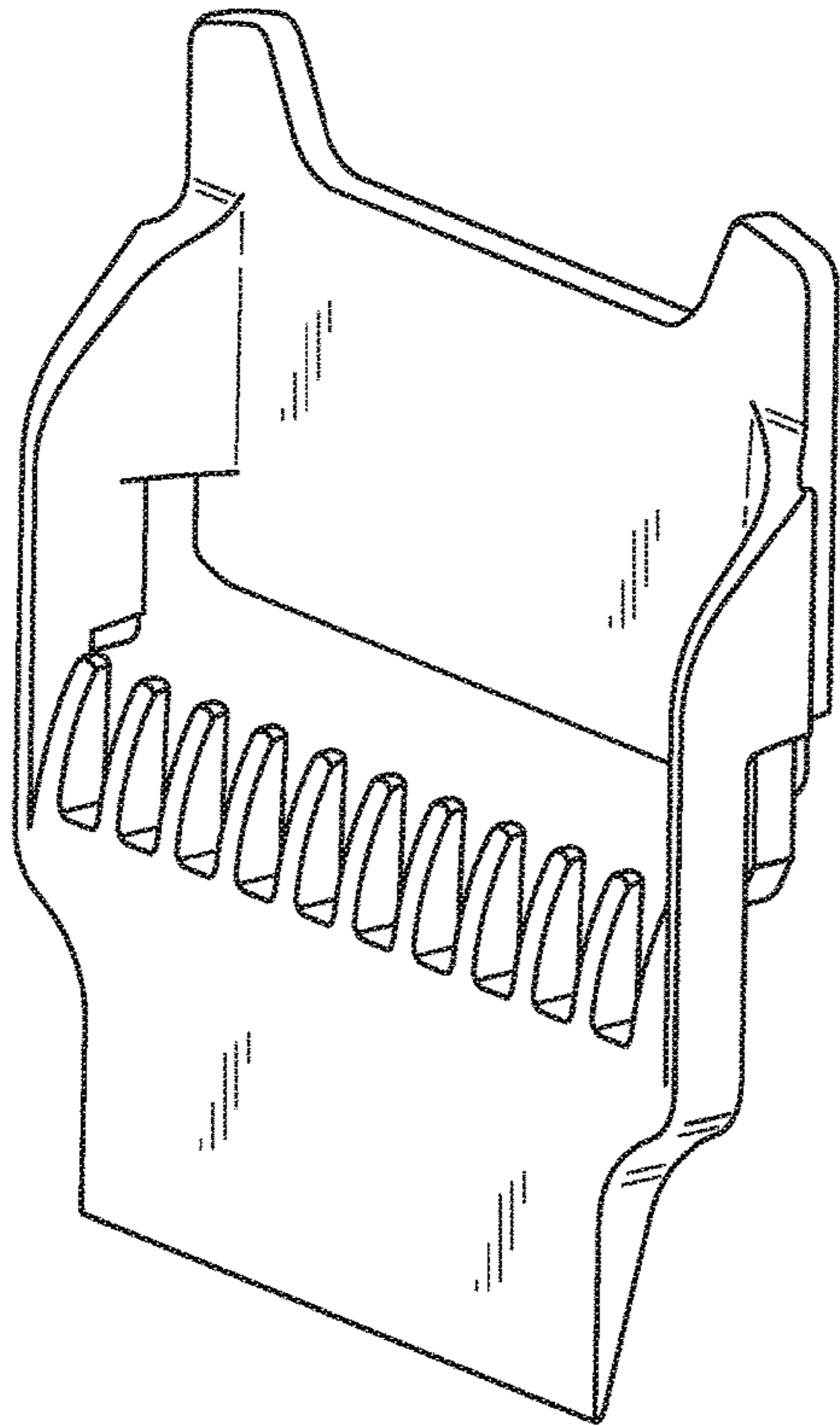


FIG. 1

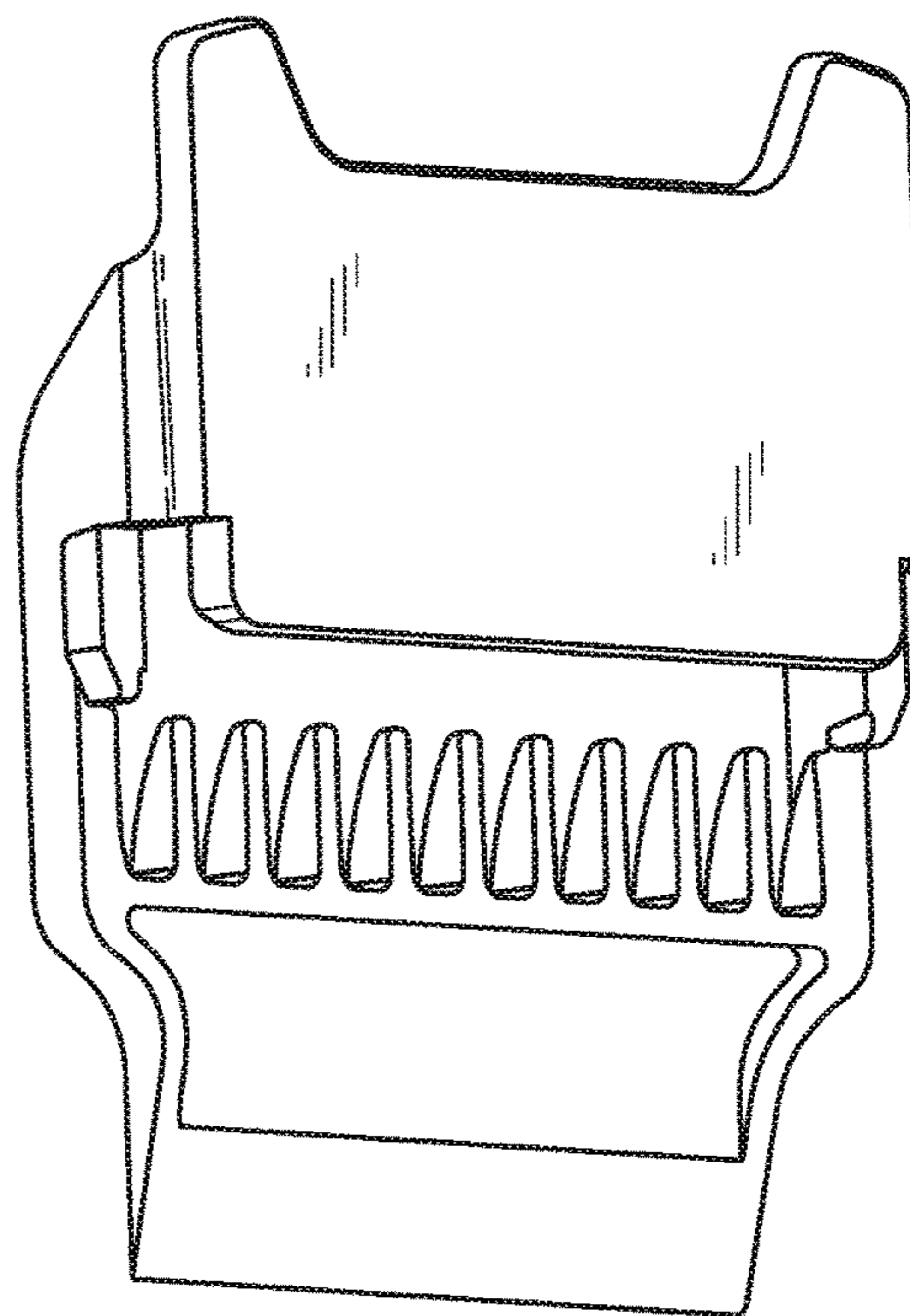


FIG. 2

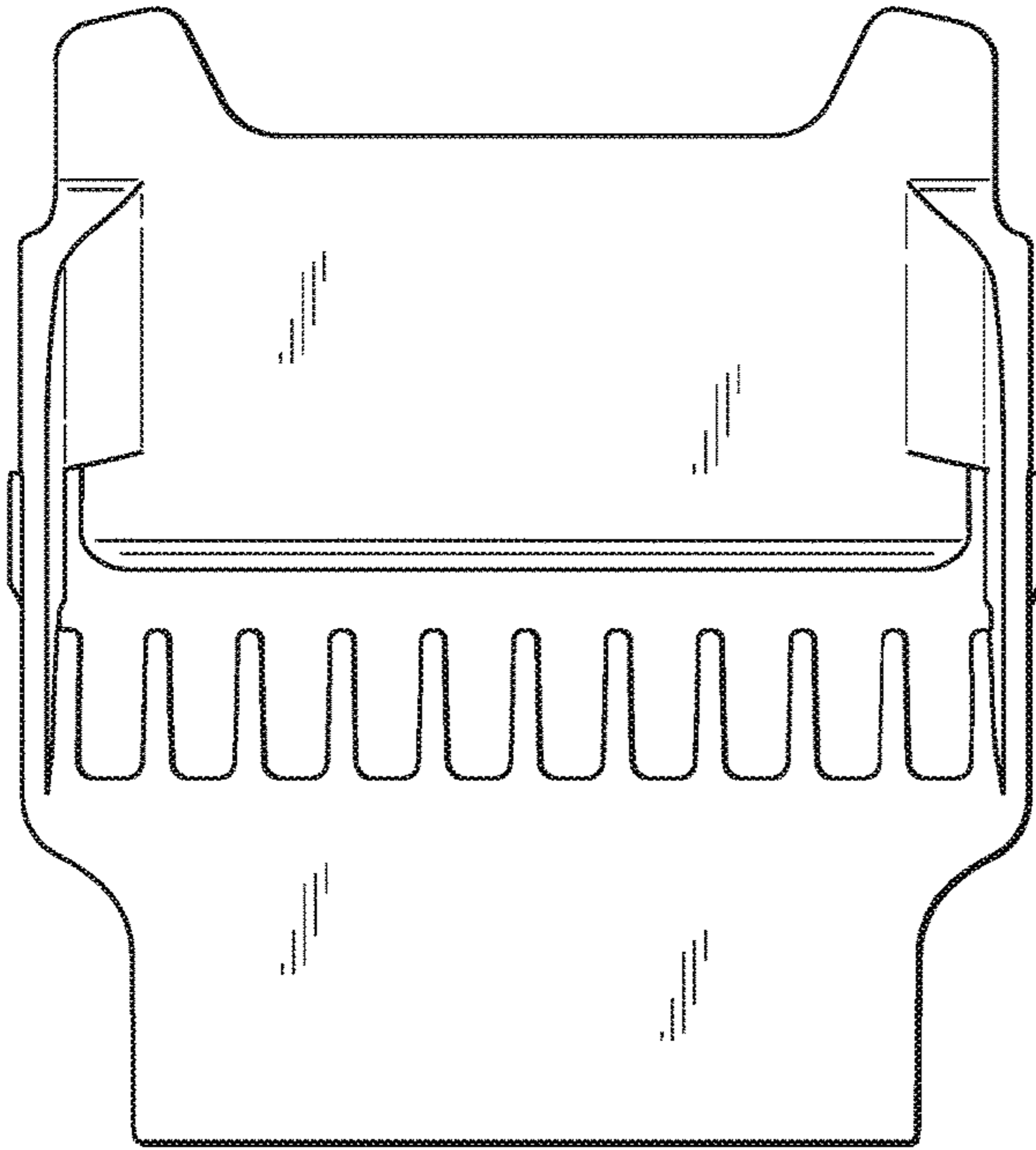


FIG. 3

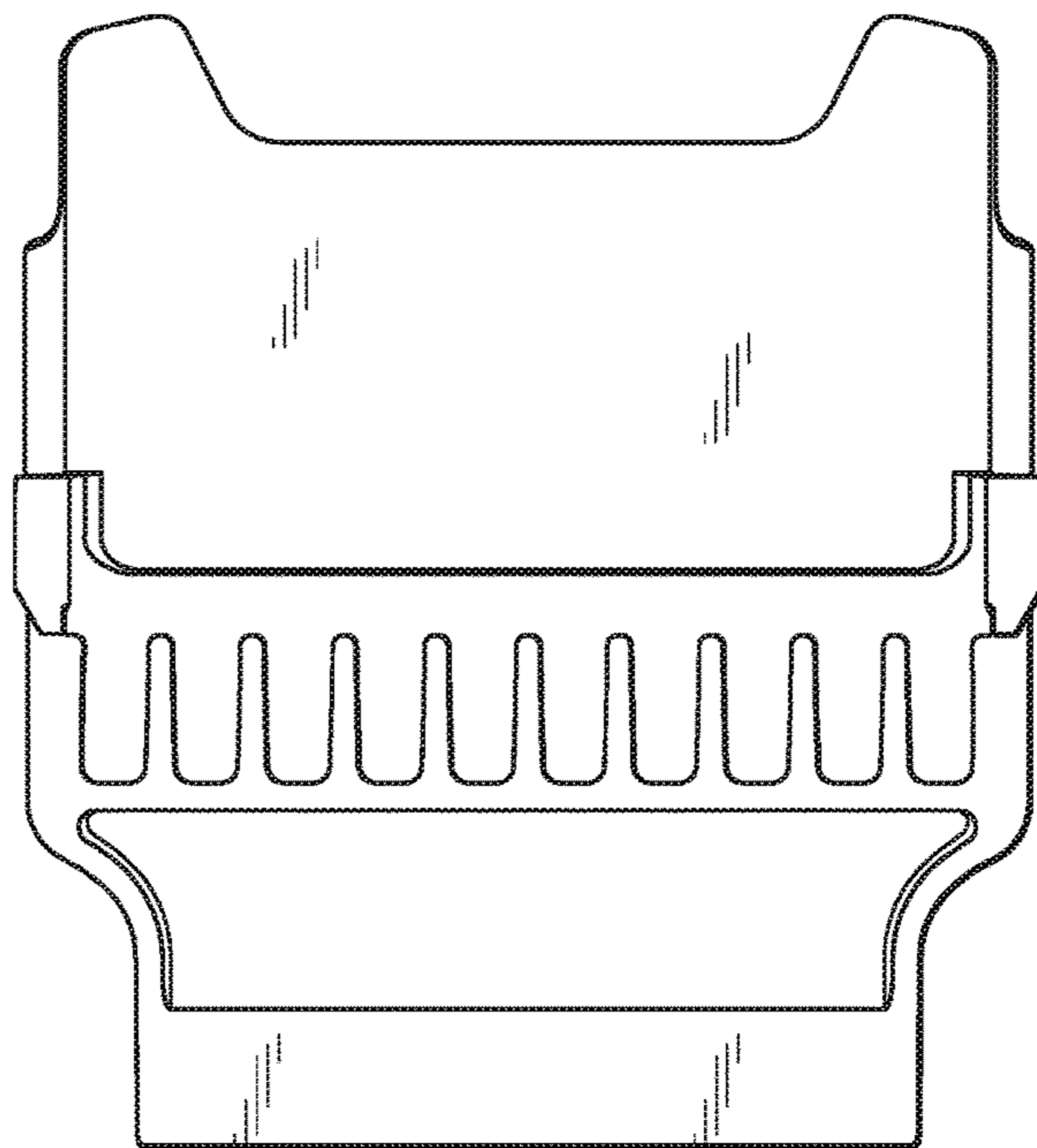


FIG. 4

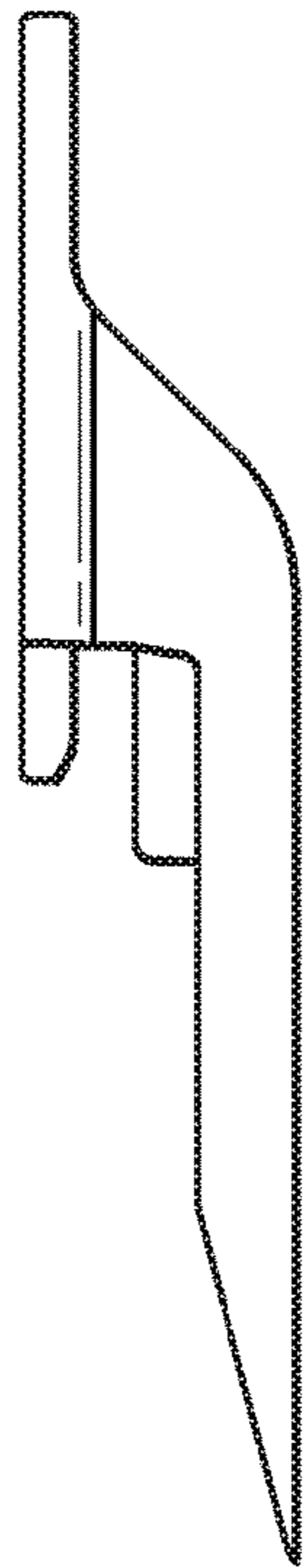


FIG. 5

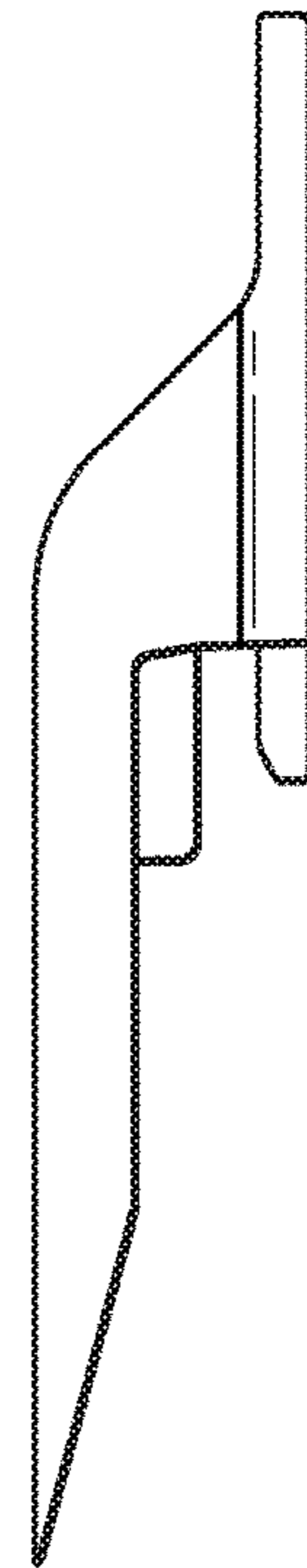


FIG. 6

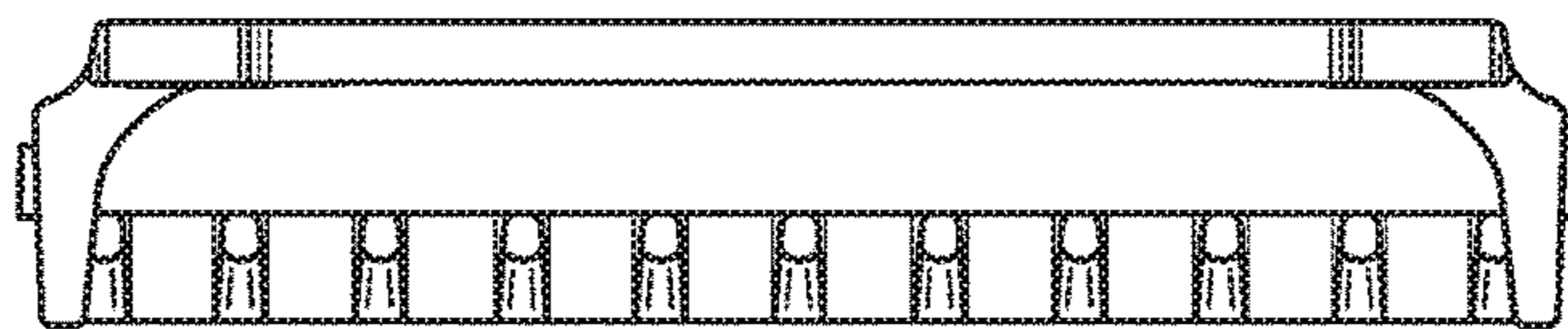


FIG. 7




FIG. 8

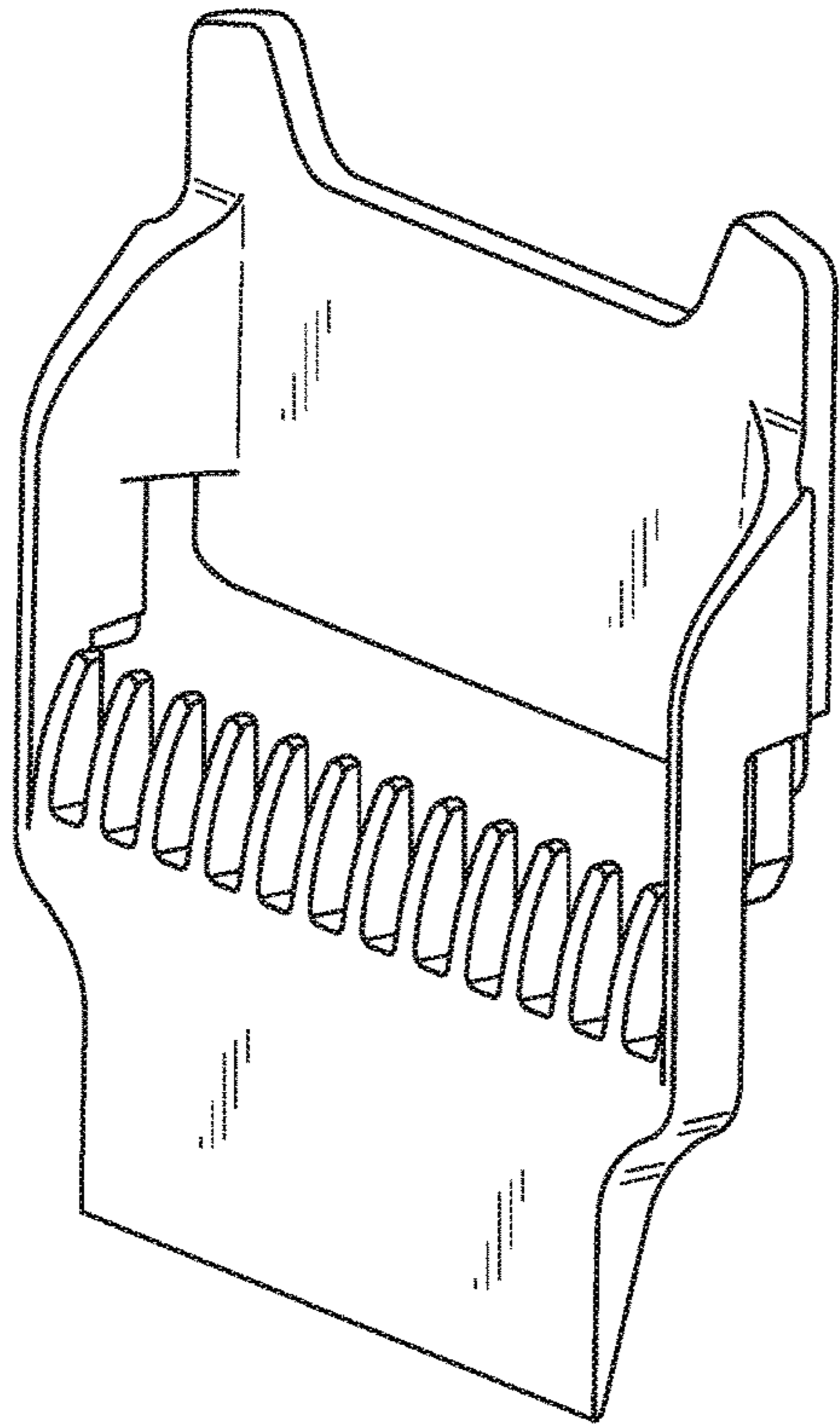


FIG. 9

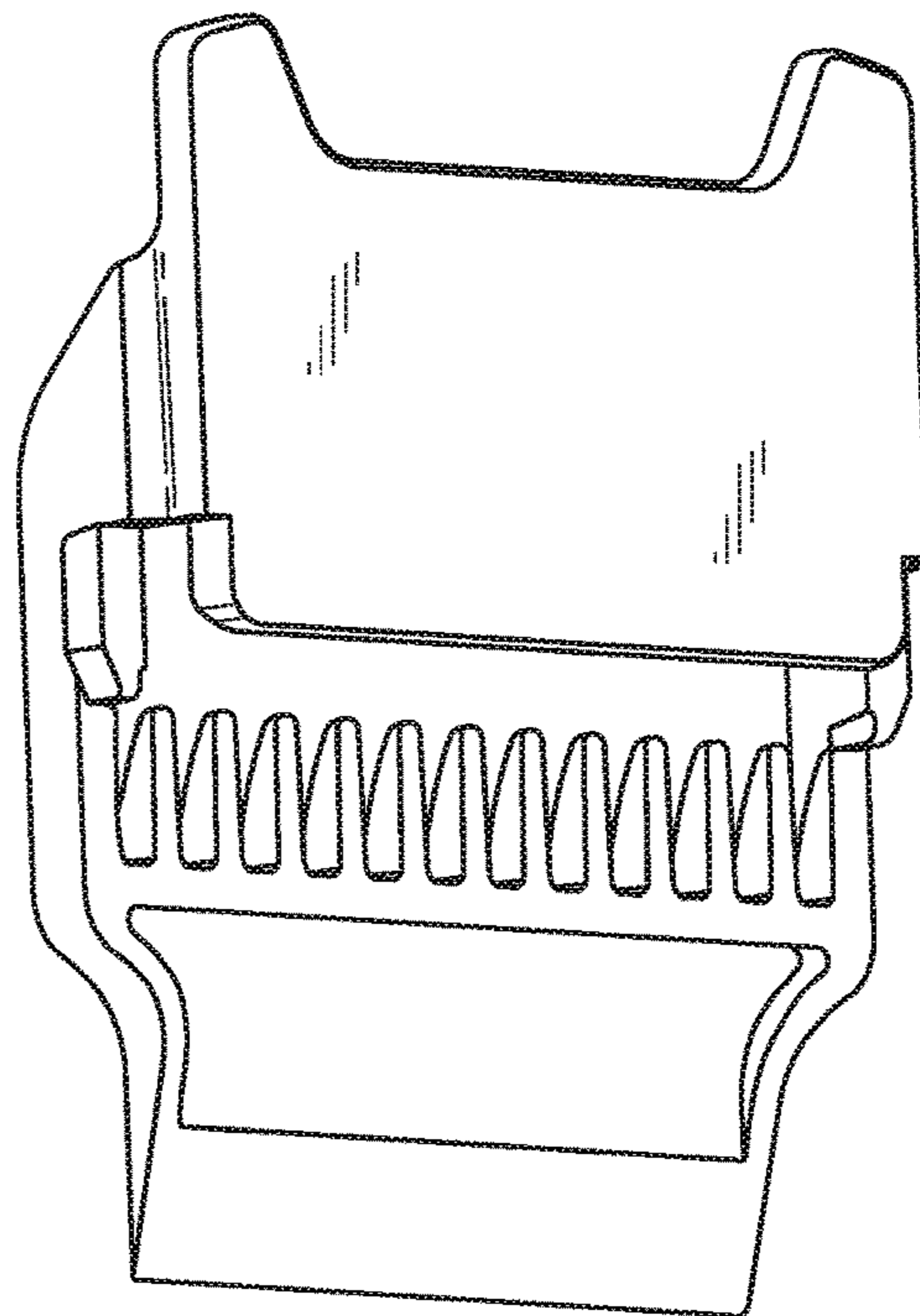


FIG. 10

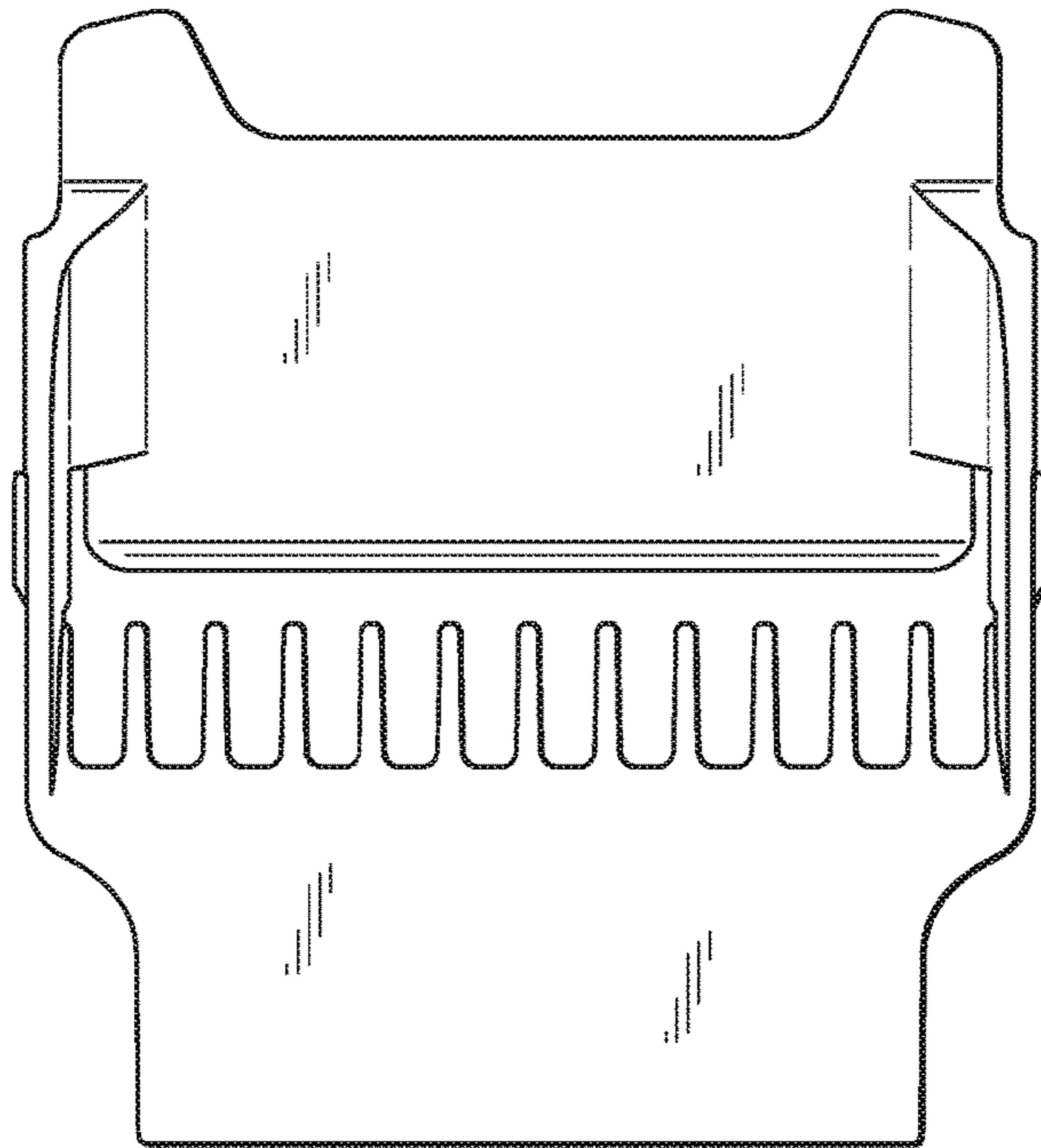


FIG. 11

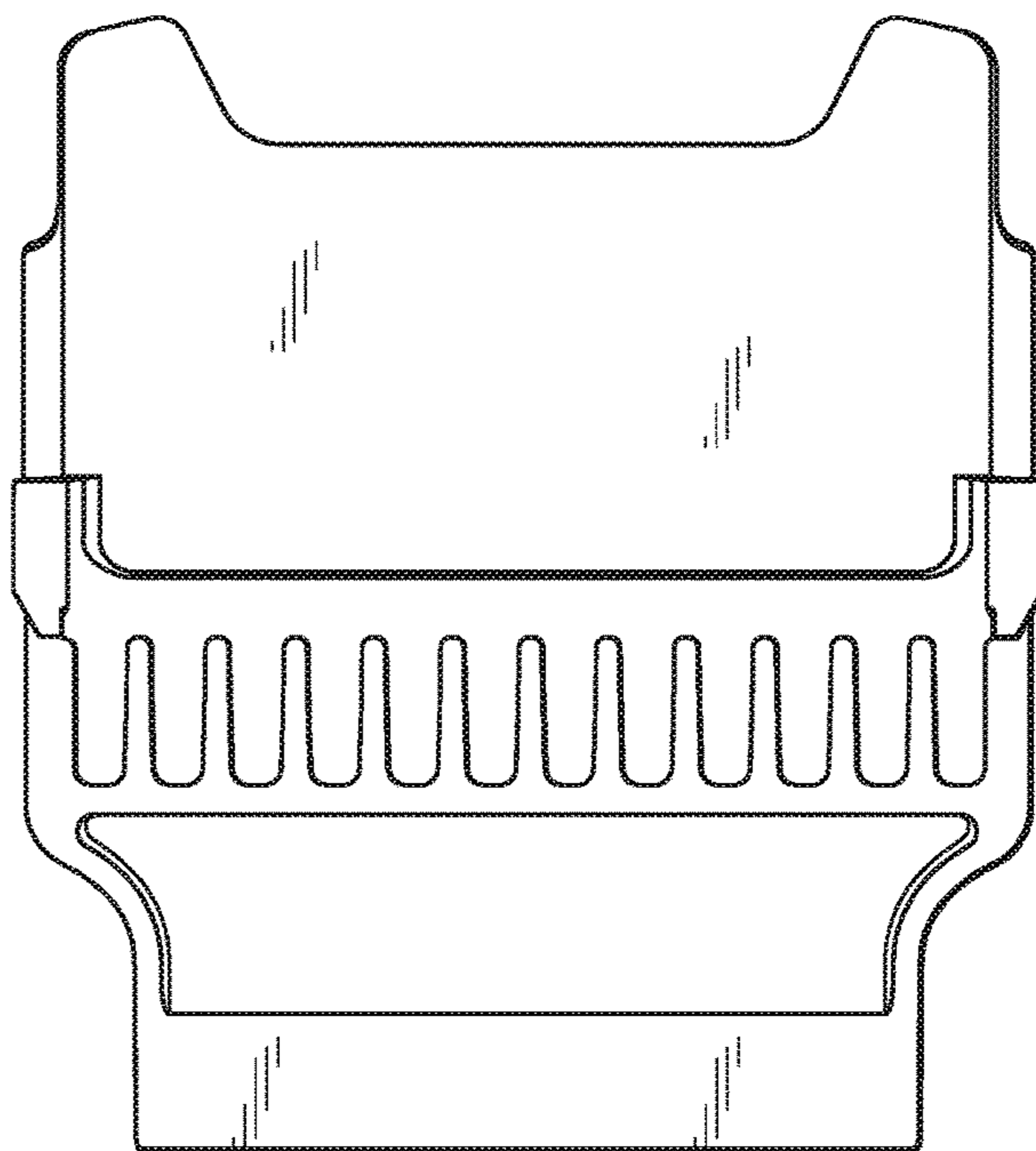


FIG. 12

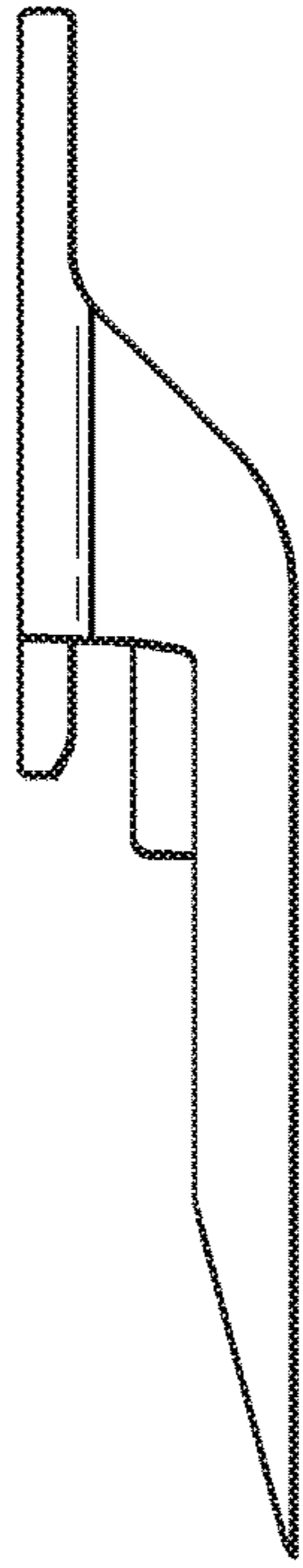


FIG. 13

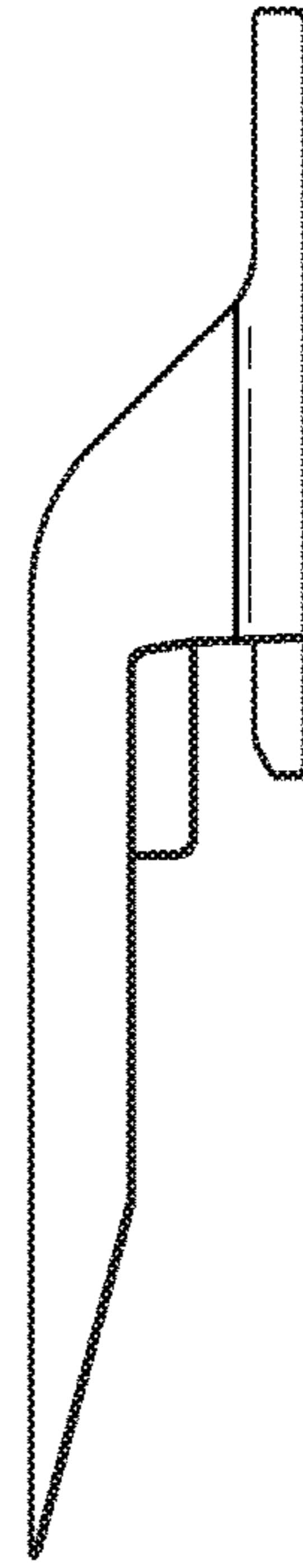


FIG. 14

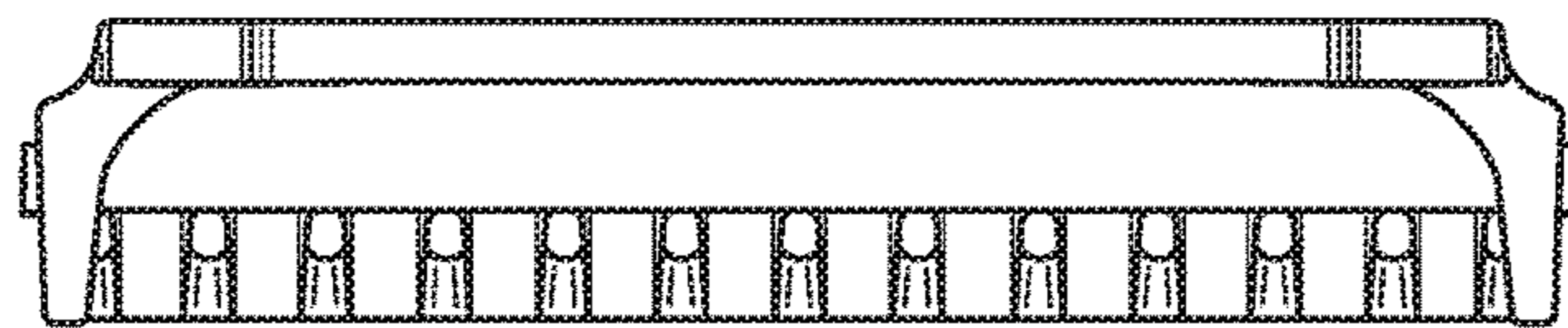


FIG. 15




FIG. 16

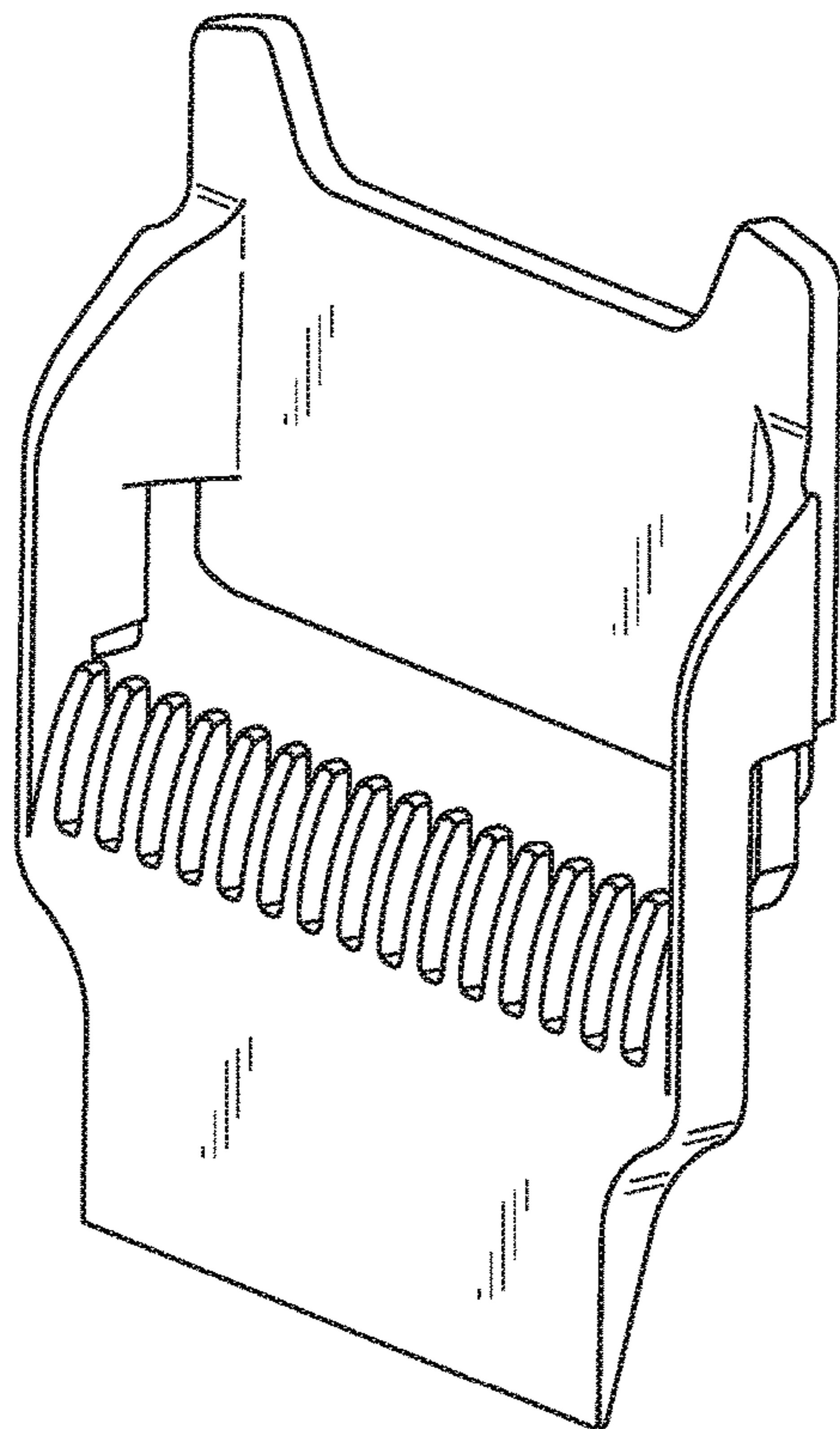


FIG. 17

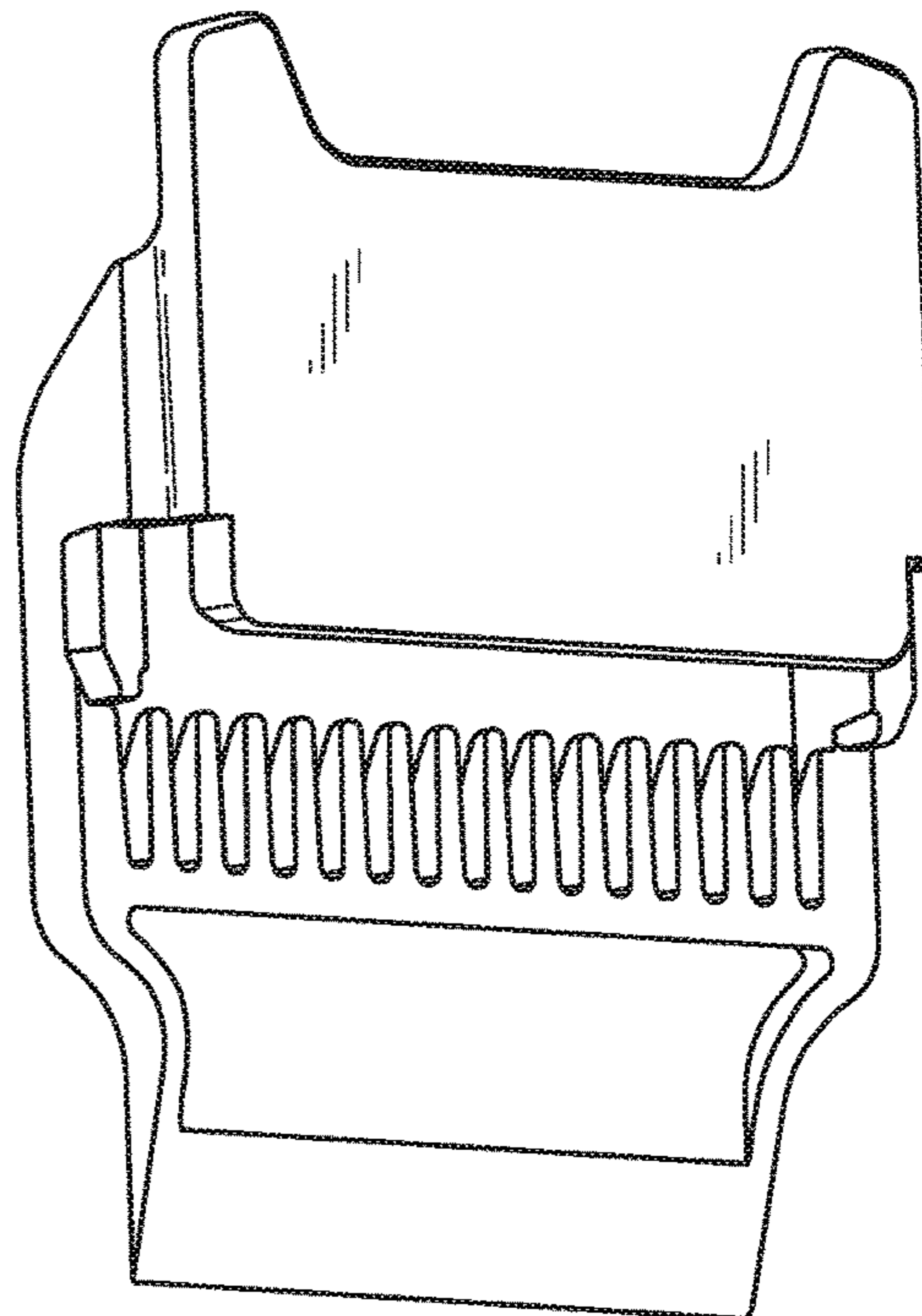


FIG. 18

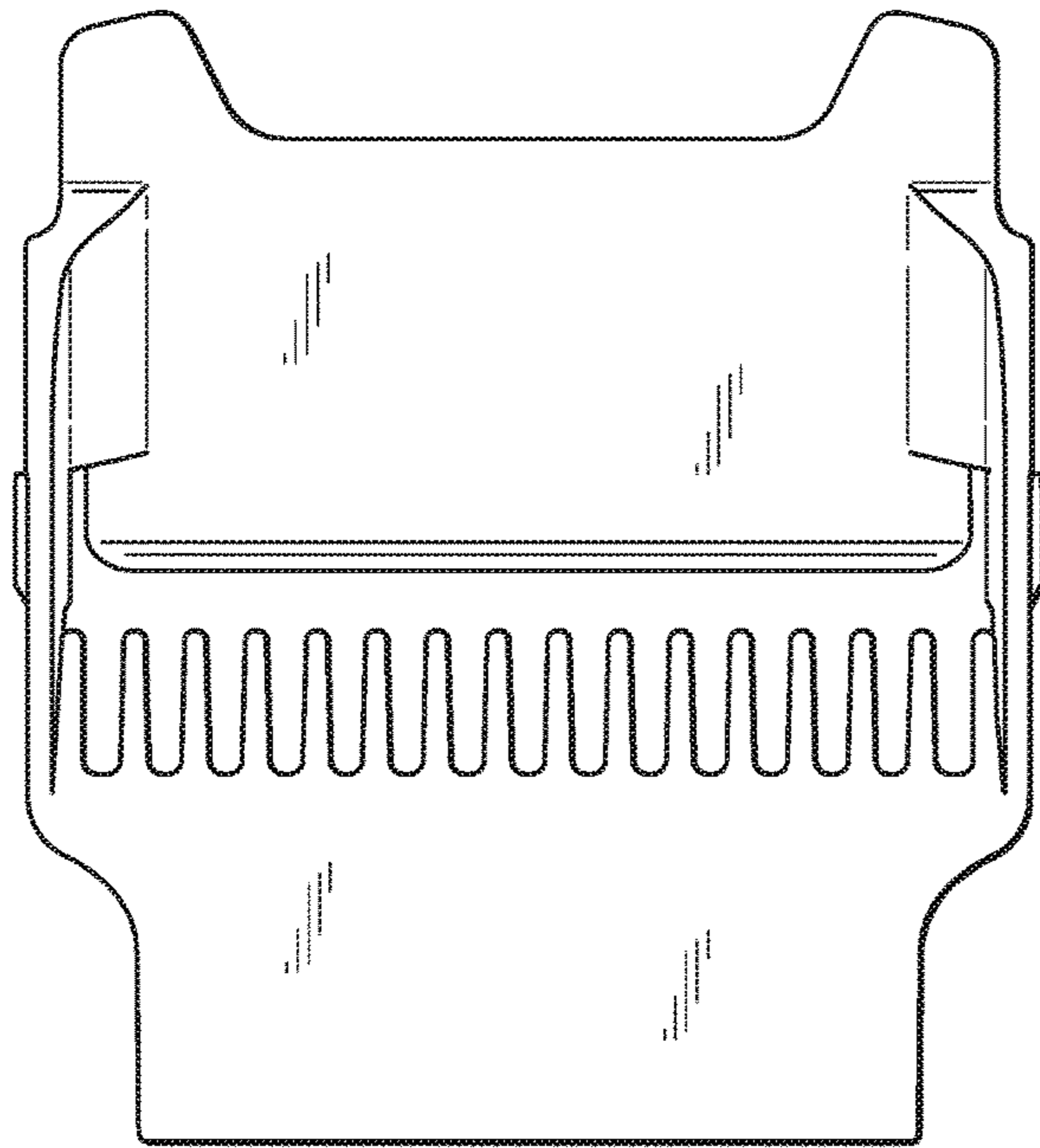


FIG. 19

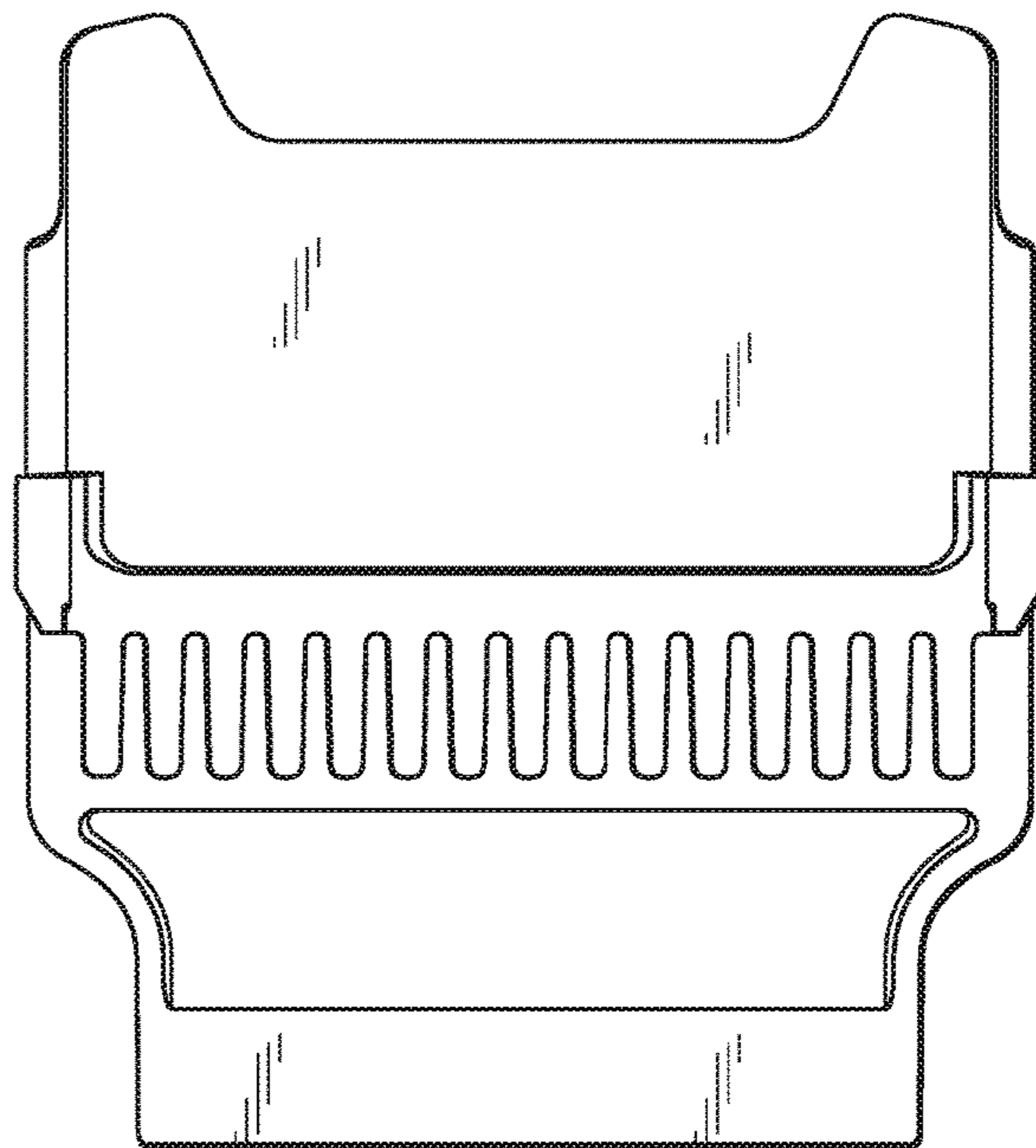


FIG. 20

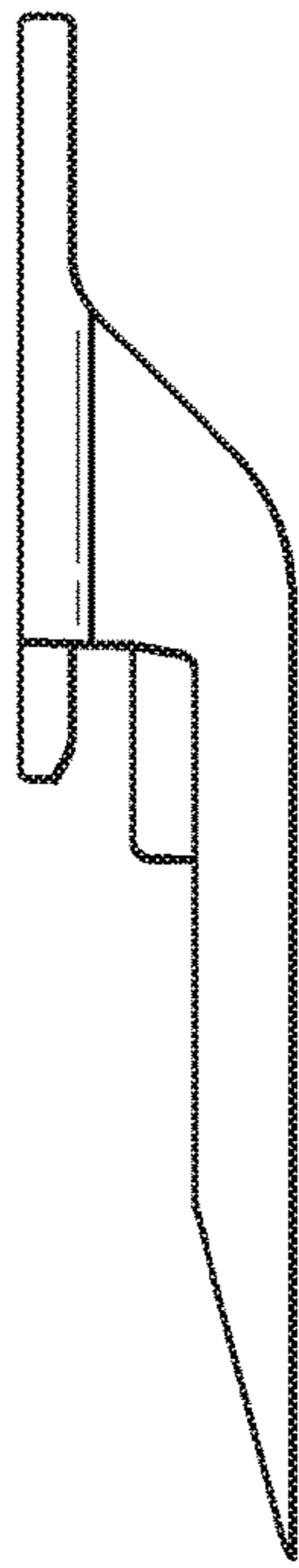


FIG. 21

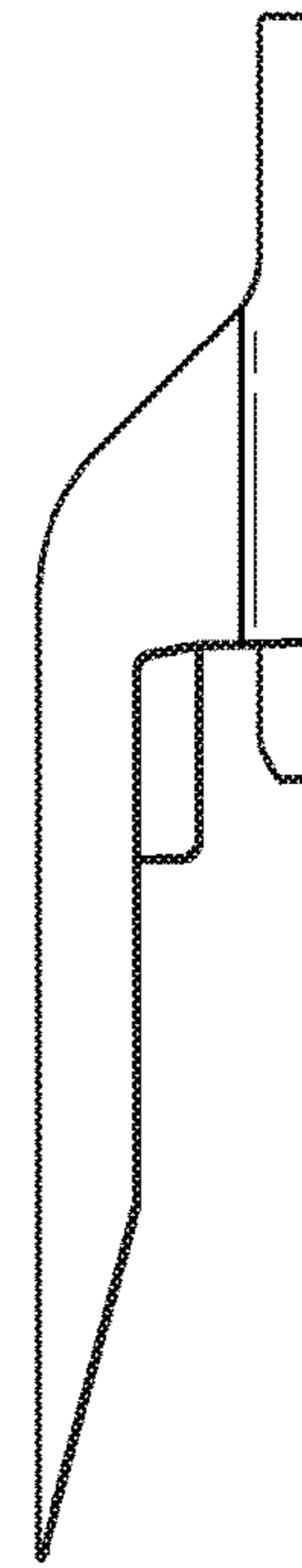


FIG. 22

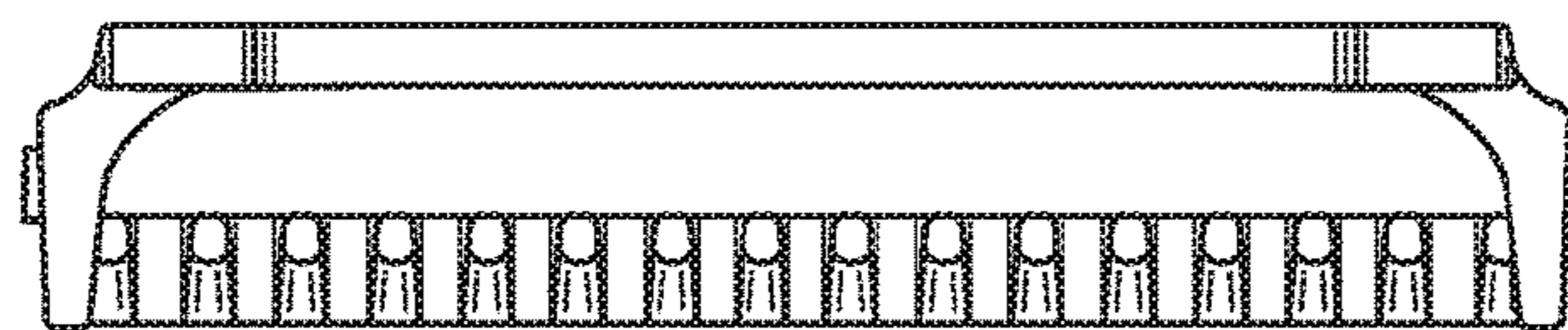


FIG. 23




FIG. 24