



US00D859656S

(12) **United States Design Patent**
Zimmerli et al.

(10) **Patent No.:** **US D859,656 S**

(45) **Date of Patent:** **** Sep. 10, 2019**

(54) **COVER FOR VIDEO LARYNGOSCOPE WITH DISPOSABLE BLADE**

(71) Applicant: **KARL STORZ GmbH & Co. KG,**
Tuttlingen (DE)

(72) Inventors: **Fabian Zimmerli,** Zurich (CH); **Dieter Huels,** Stockach (DE); **Christian Huber,** Schaffhausen (CH); **Juerg Attinger,** Stein am Rhein (CH); **Thomas Breinlinger,** Tuttlingen (DE); **Irina Kolokolov,** Tuttlingen (DE); **Ulrich Merz,** Tuttlingen (DE)

(73) Assignee: **KARL STORZ SE & Co. KG,**
Tuttlingen (DE)

(**) Term: **15 Years**

(21) Appl. No.: **29/607,410**

(22) Filed: **Jun. 13, 2017**

(30) **Foreign Application Priority Data**

Dec. 13, 2016 (EM) 003516095-0004

(51) **LOC (12) Cl.** **24-02**

(52) **U.S. Cl.**
USPC **D24/137**

(58) **Field of Classification Search**
USPC D24/137, 138, 135, 133
CPC A61B 1/267; A61B 1/00052; A61B 1/06;
A61B 1/04; A61B 1/2676; B29L
2031/753
See application file for complete search history.

(56) **References Cited**

U.S. PATENT DOCUMENTS

3,426,749 A * 2/1969 Jephcott A61B 1/00142
206/363
4,579,108 A * 4/1986 Bauman A61B 1/267
600/186

4,878,486 A * 11/1989 Slater A61B 1/00142
600/186
4,972,825 A * 11/1990 Vescovo, Jr. A61B 1/00142
383/103
D316,898 S * 5/1991 Park D24/138
D619,248 S * 7/2010 Yokota D24/137
D738,501 S 9/2015 Renner
D739,017 S 9/2015 Renner
D746,451 S * 12/2015 Chen D24/137

(Continued)

Primary Examiner — Eliza Z Bennett-Hattan

(74) *Attorney, Agent, or Firm* — Muncy, Geissler, Olds & Lowe, P.C.

(57) **CLAIM**

The ornamental design for a cover for video laryngoscope with disposable blade, as shown and described.

DESCRIPTION

FIG. 1 is a perspective view of a cover for video laryngoscope with disposable blade according to the present invention.

FIG. 2 is a front view of the cover for video laryngoscope with disposable blade of FIG. 1.

FIG. 3 is a rear view of the cover for video laryngoscope with disposable blade of FIG. 1.

FIG. 4 is a left side view of the cover for video laryngoscope with disposable blade of FIG. 1.

FIG. 5 is a right side view of the cover for video laryngoscope with disposable blade of FIG. 1.

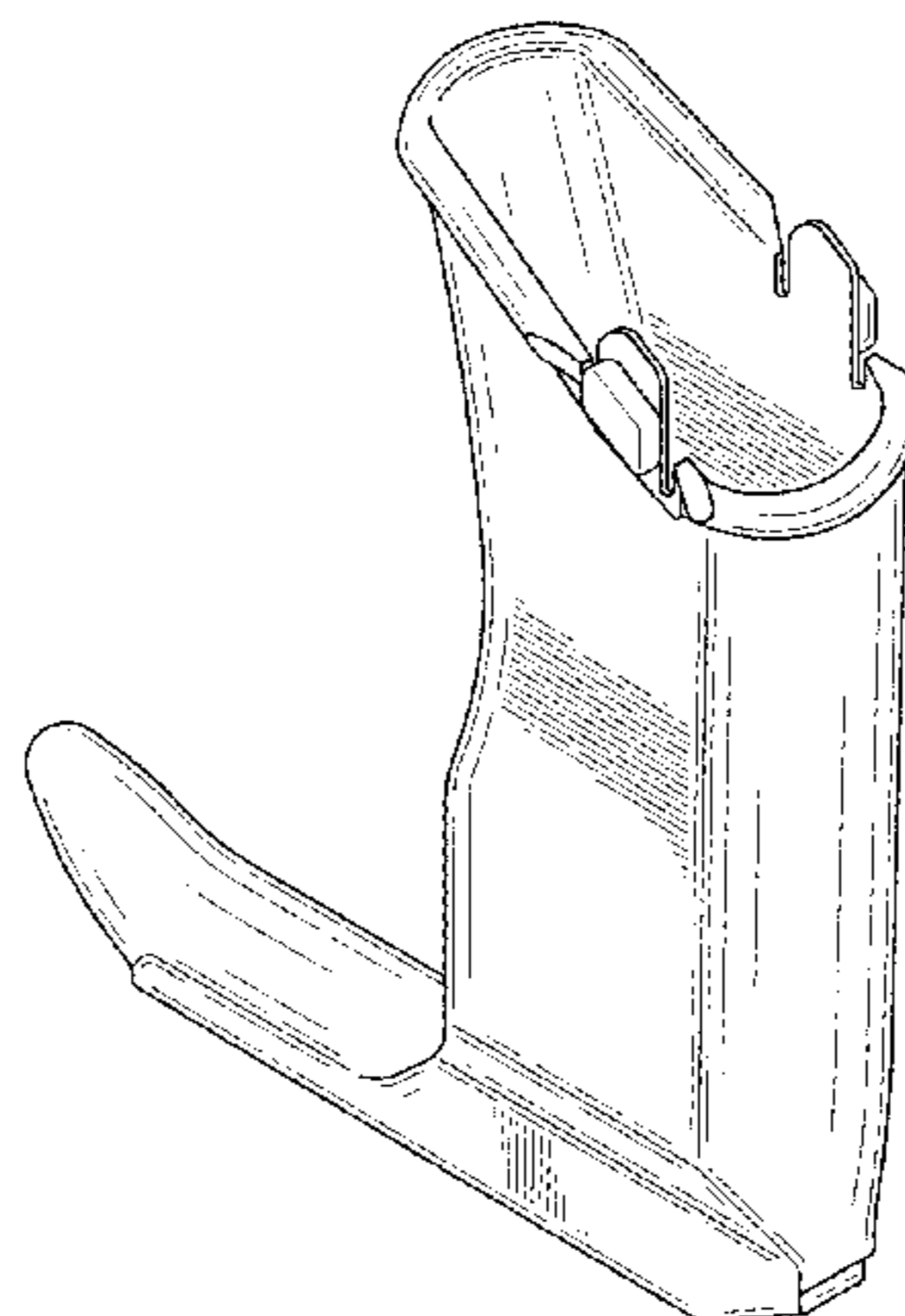
FIG. 6 is a top view of the cover for video laryngoscope with disposable blade of FIG. 1.

FIG. 7 is a bottom view of the cover for video laryngoscope with disposable blade of FIG. 1; and,

FIG. 8 is a right side perspective view of the cover for video laryngoscope with disposable blade of FIG. 1.

The dashed lines illustrate environment that does not form a part of the present invention, and no claim is made to the material illustrated with dashed lines.

1 Claim, 8 Drawing Sheets



(56)

References Cited

U.S. PATENT DOCUMENTS

D816,837 S * 5/2018 Fuhr D24/137
2005/0240081 A1* 10/2005 Eliachar A61B 1/267
600/199
2010/0121152 A1* 5/2010 Boedeker A61B 1/00094
600/187

* cited by examiner

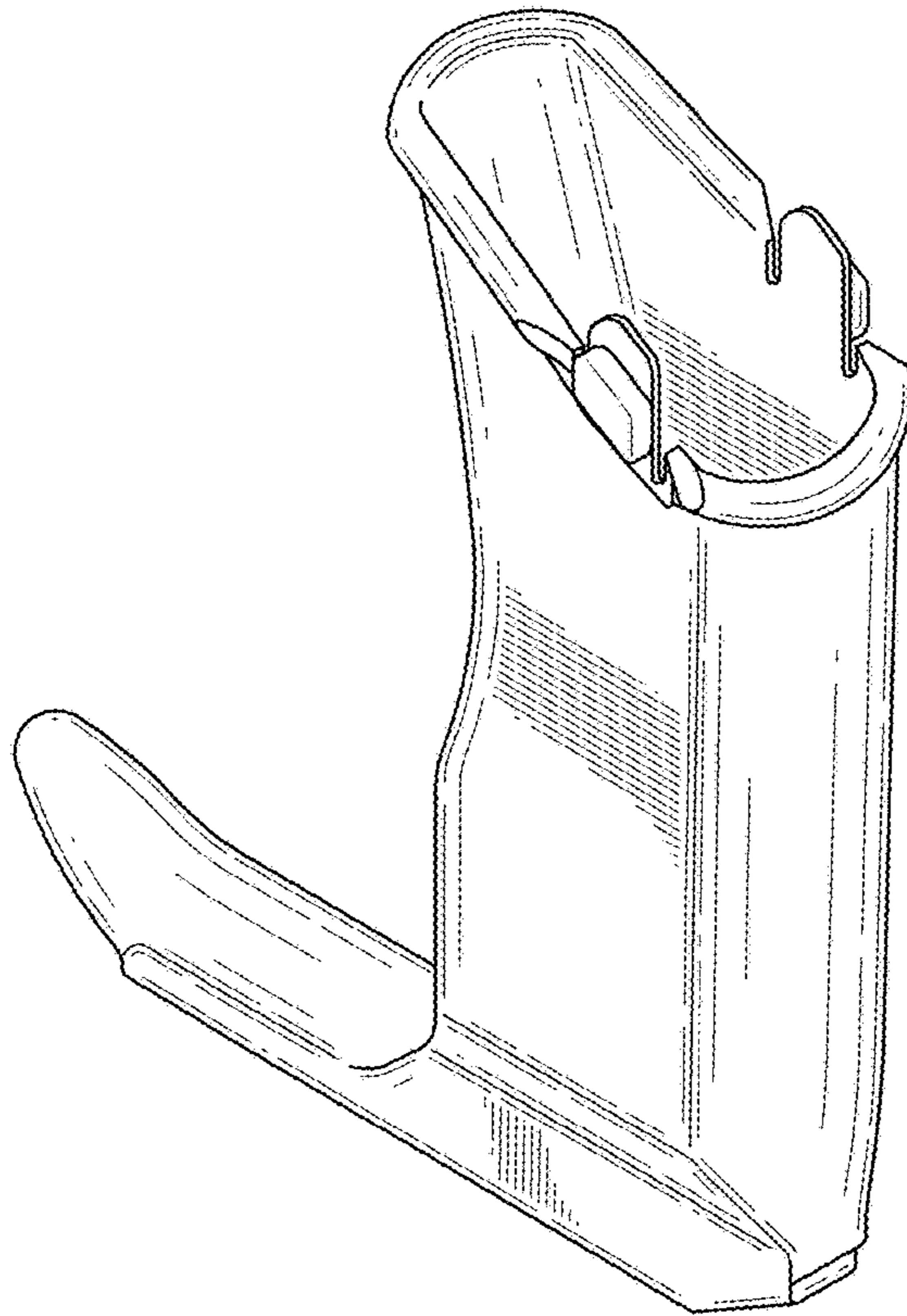


FIG.1

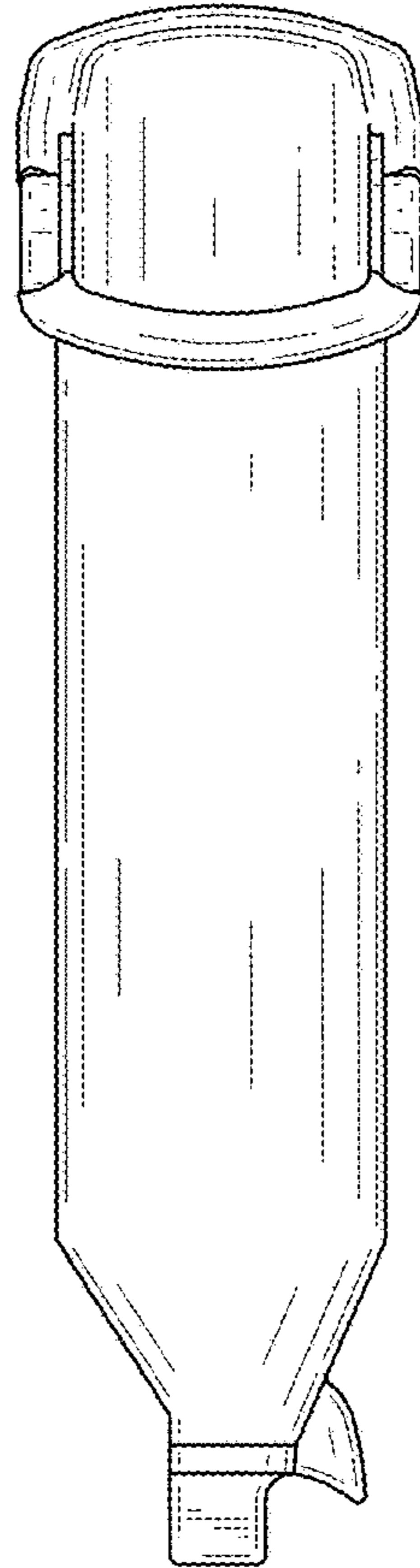


FIG.2

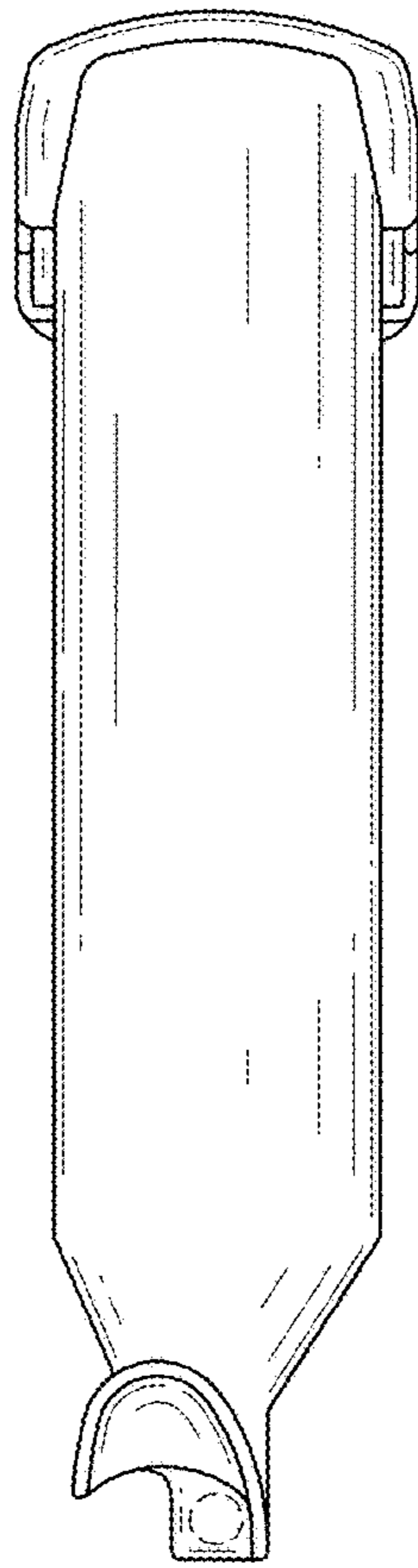


FIG.3

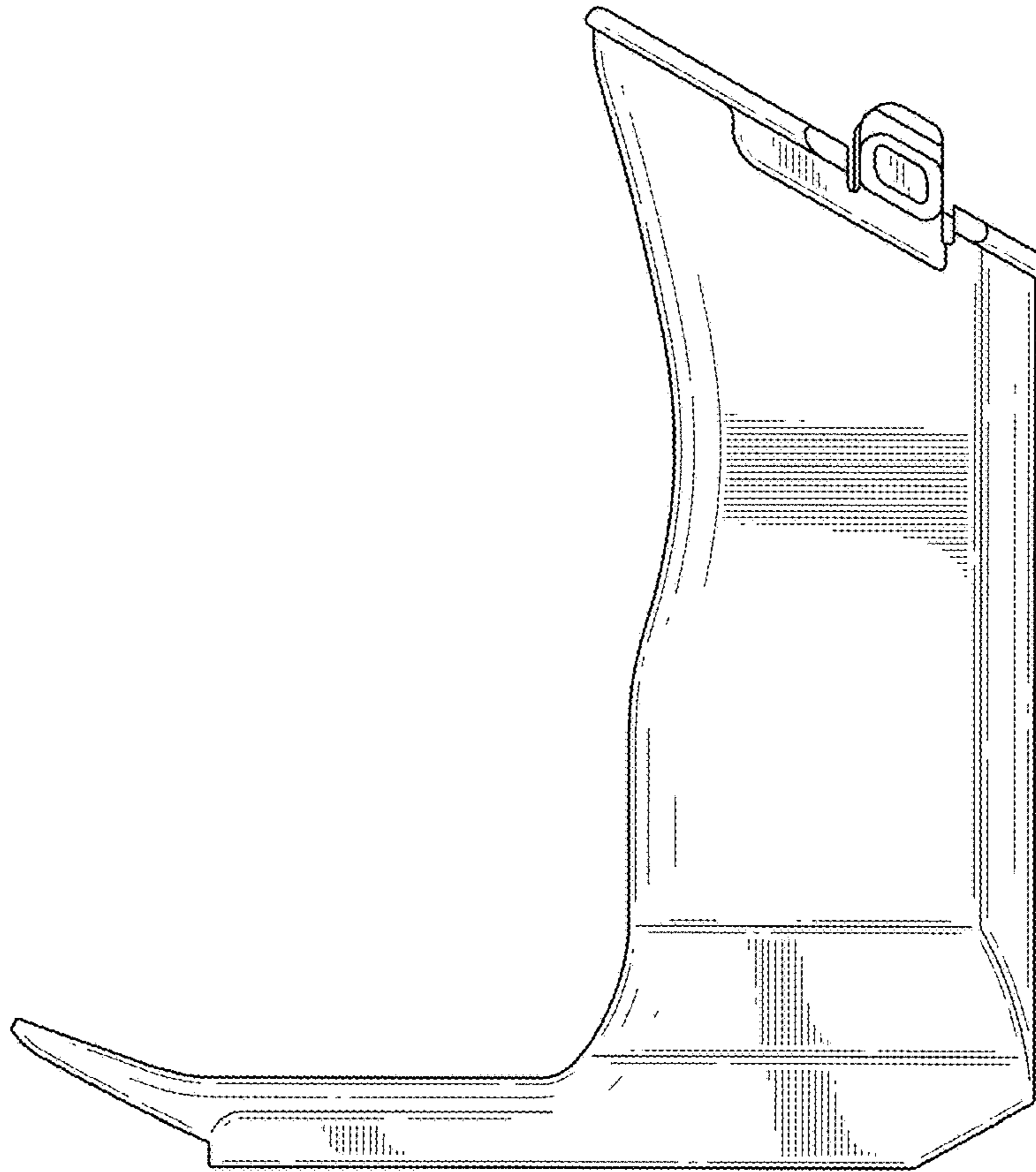


FIG.4

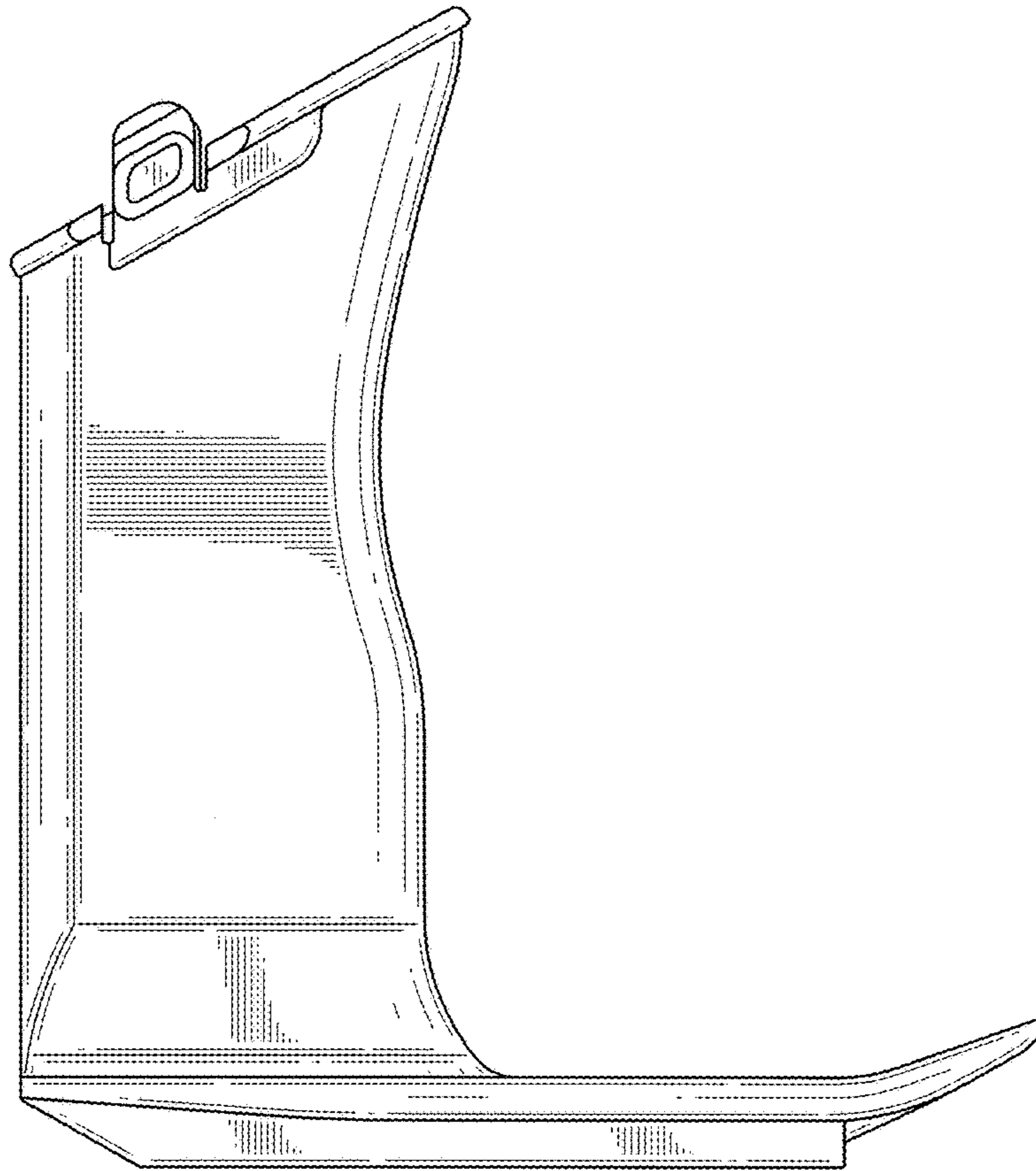


FIG.5

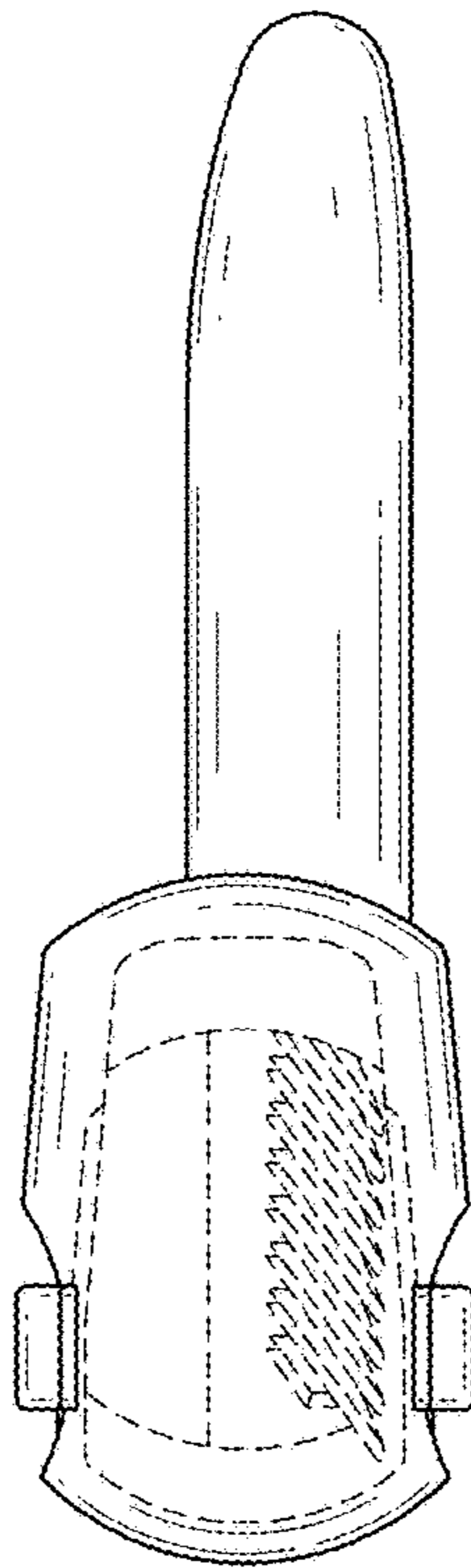


FIG. 6

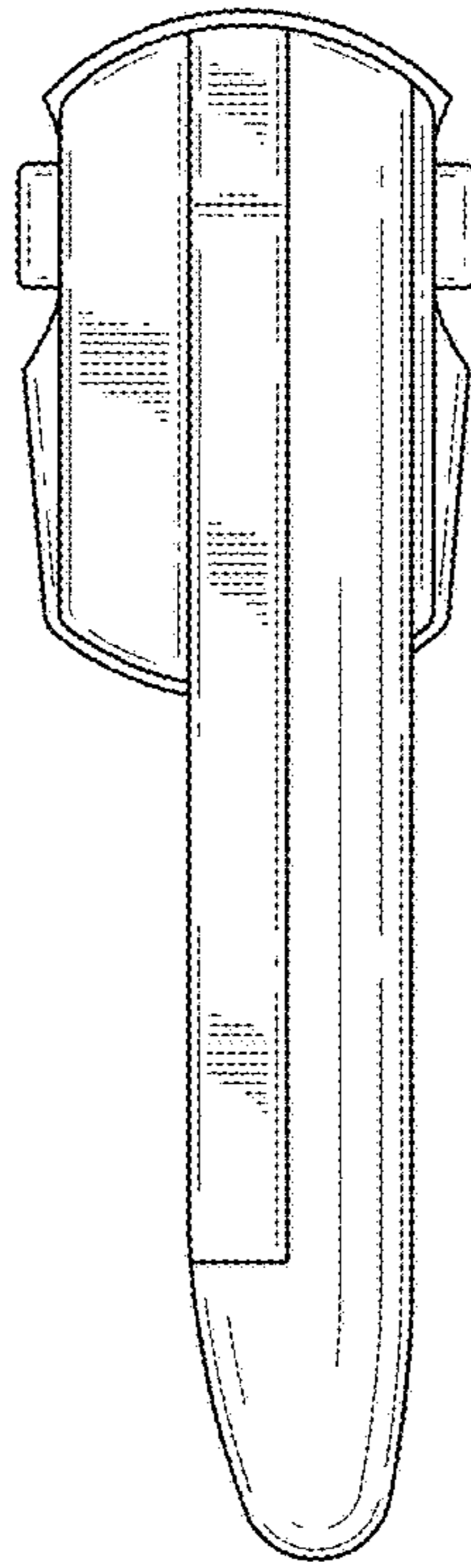


FIG.7

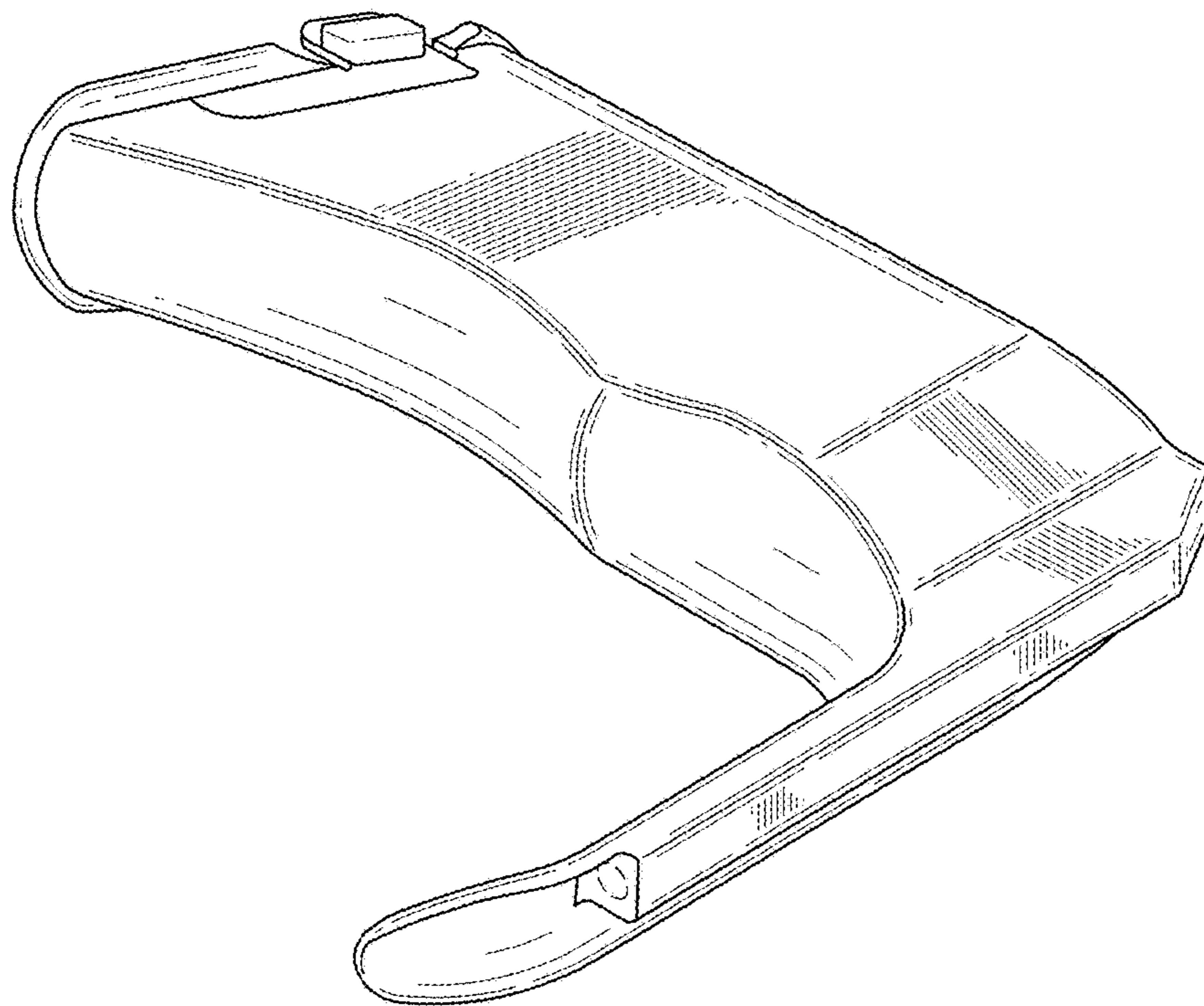


FIG.8