



US00D859647S

(12) **United States Design Patent** (10) **Patent No.:** **US D859,647 S**
Chang (45) **Date of Patent:** **** Sep. 10, 2019**

(54) **AMPULE DEVICE**

(71) Applicant: **Unicep Packaging, LLC**, Sandpoint, ID (US)

(72) Inventor: **Lorrin Edward Chang**, SandPoint, ID (US)

(73) Assignee: **UNICEP PACKAGING, LLC**, Sandpoint, ID (US)

(**) Term: **15 Years**

(21) Appl. No.: **29/589,398**

(22) Filed: **Dec. 30, 2016**

(51) **LOC (12) Cl.** **24-02**

(52) **U.S. Cl.**
USPC **D24/115**

(58) **Field of Classification Search**

USPC D24/115, 127-131, 112-114, 133, 186;
606/181, 185; 604/264, 523-528, 272,
604/187, 158, 164.01-164.11, 181, 184,
604/227; 600/101, 139, 143;
128/200.24, 207.14, 207.15
CPC A61M 25/00; A61M 39/00; A61M 27/00;
A61M 25/0043; A61M 25/0067; A61M
25/0097; A61F 2/958

See application file for complete search history.

(56) **References Cited**

U.S. PATENT DOCUMENTS

D285,970 S * 9/1986 Pritchard D24/115
D324,267 S * 2/1992 Smitt D24/112

D347,277 S * 5/1994 Snedden D24/115
D357,065 S * 4/1995 Castellini D24/112
D358,466 S * 5/1995 Harris D24/115
D425,617 S * 5/2000 Snedden D24/115
D494,676 S * 8/2004 Dubniczki D24/115
D498,666 S * 11/2004 Mitchell D24/115
D544,958 S * 6/2007 Wurtz D24/115
D681,196 S * 4/2013 Henrikson D24/115
D771,248 S * 11/2016 Ruiz, Sr. D24/133
D771,819 S * 11/2016 Pieroni D24/112
D775,724 S * 1/2017 Pagliacci D24/115

* cited by examiner

Primary Examiner — David G Muller

(74) *Attorney, Agent, or Firm* — Lee & Hayes, P.C.

(57) **CLAIM**

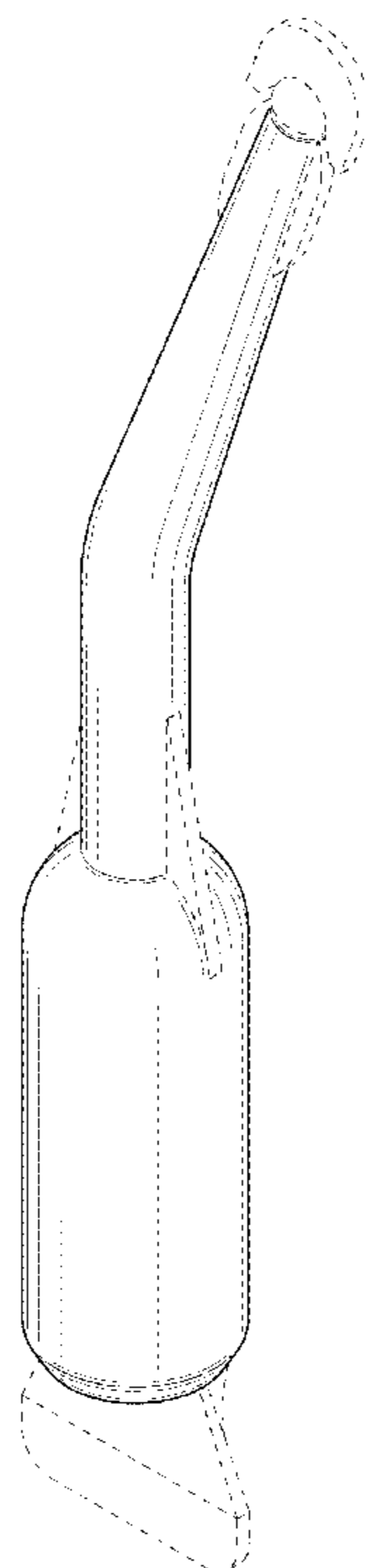
The ornamental design for an ampule device, as shown and described.

DESCRIPTION

FIG. 1 is a first perspective view of an ampule device, taken from the front;
FIG. 2 is a second perspective view of the ampule device, taken from the back;
FIG. 3 is a front elevation view thereof;
FIG. 4 is a right-side elevation view thereof;
FIG. 5 is a rear elevation view thereof;
FIG. 6 is a left-side elevation view thereof;
FIG. 7 is a top plan view thereof; and,
FIG. 8 is a bottom plan view thereof.

The features shown in broken lines depict environmental structure only and form no part of the claimed design.

1 Claim, 8 Drawing Sheets



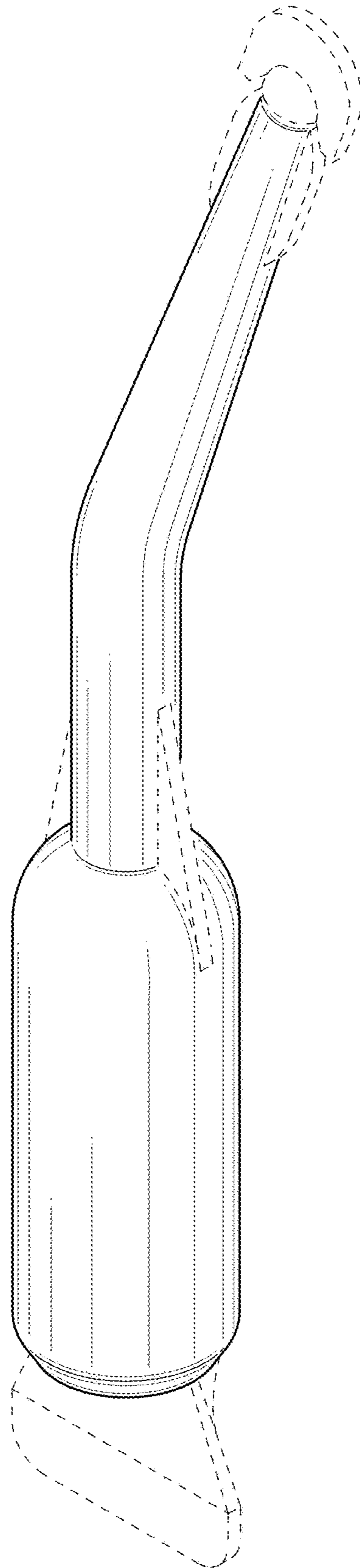


FIG. 1

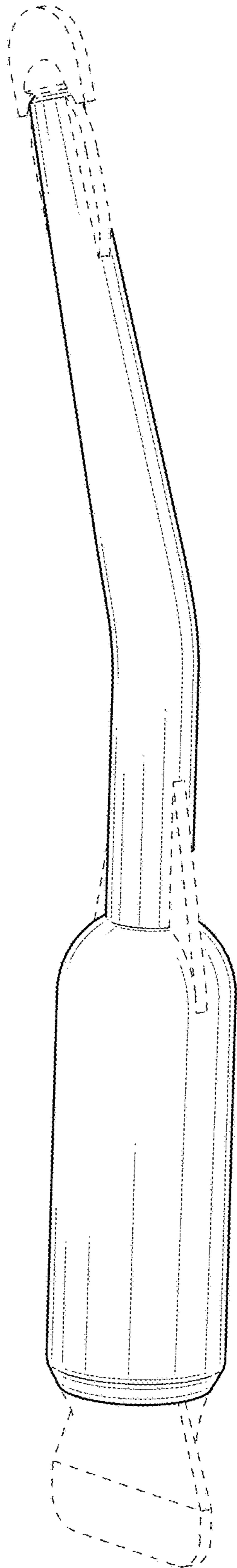


FIG. 2

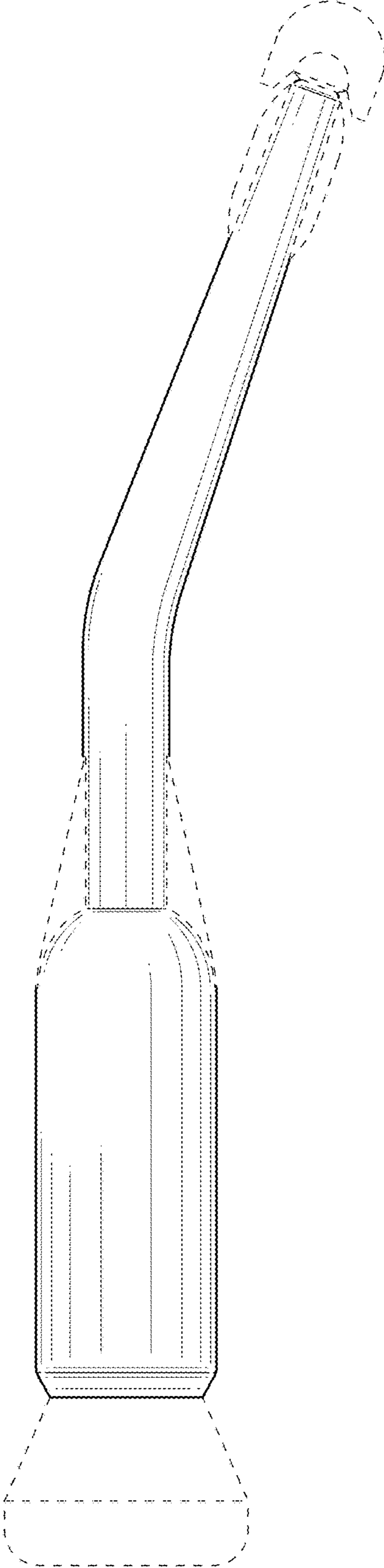


FIG. 3

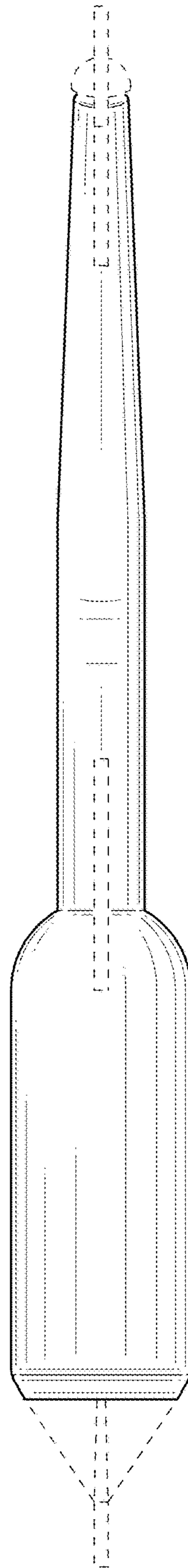


FIG. 4

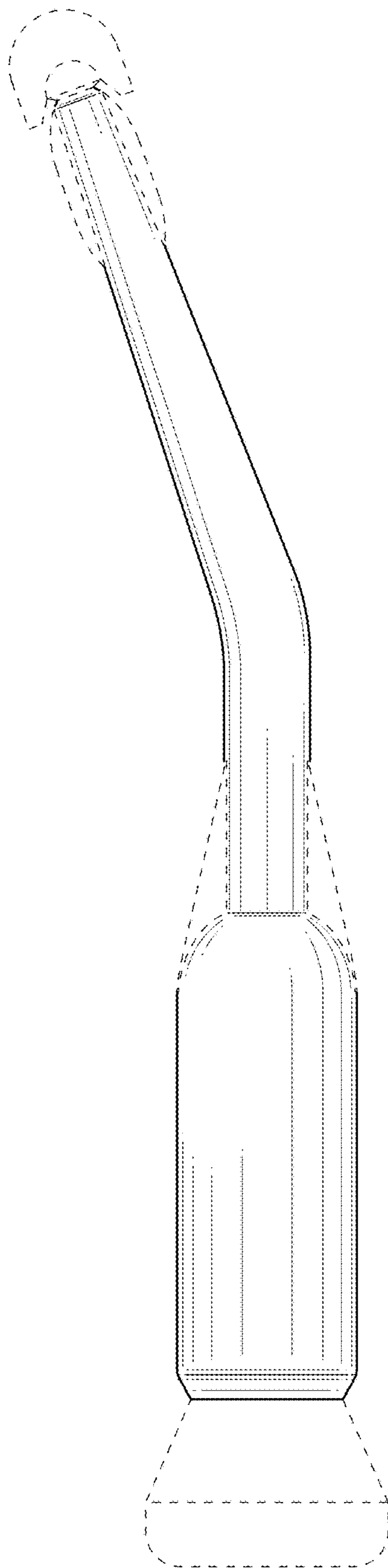


FIG. 5

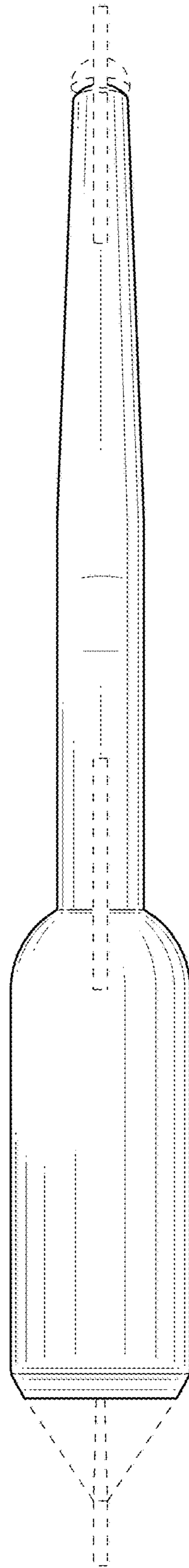


FIG. 6

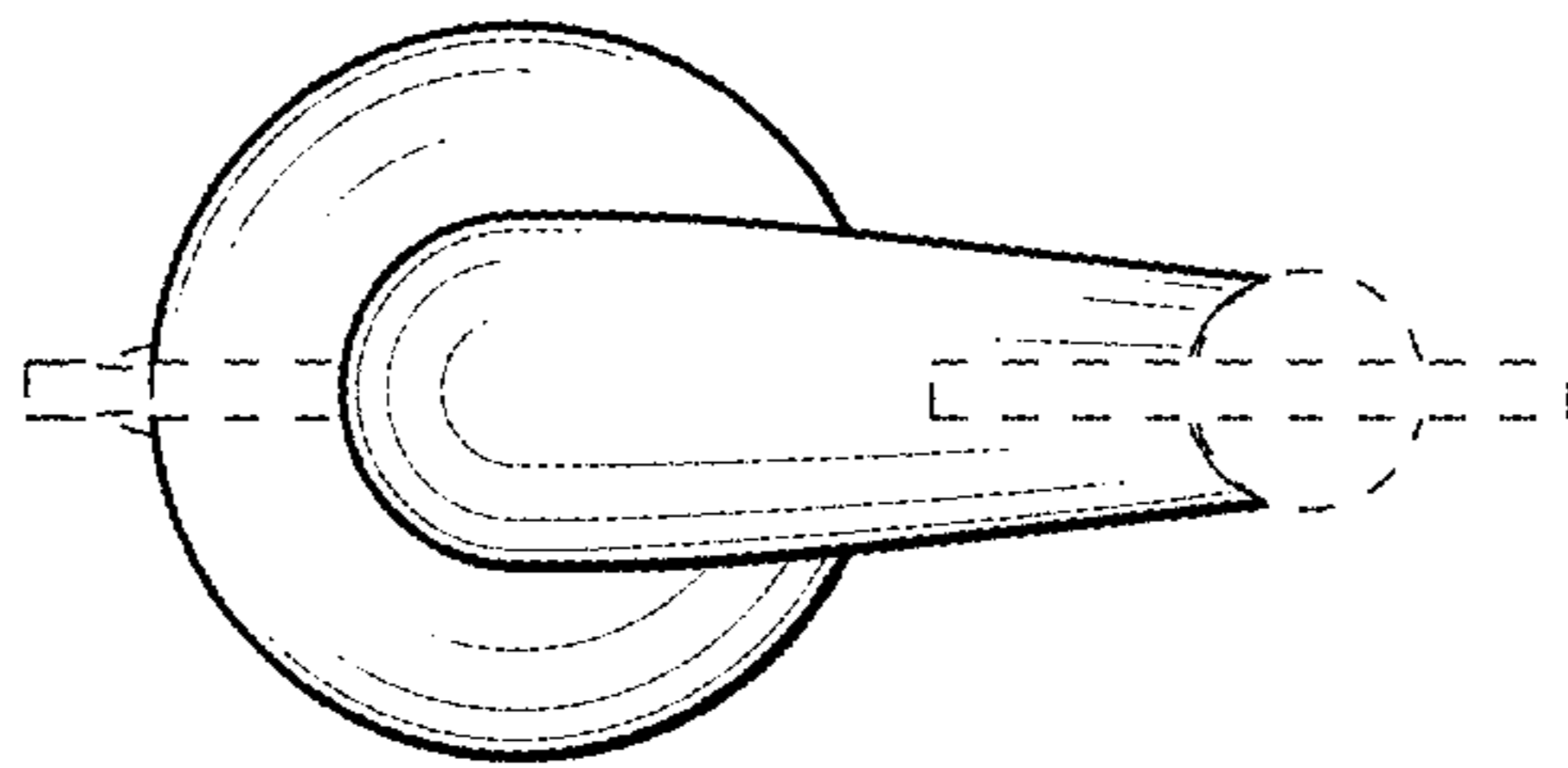


FIG. 7

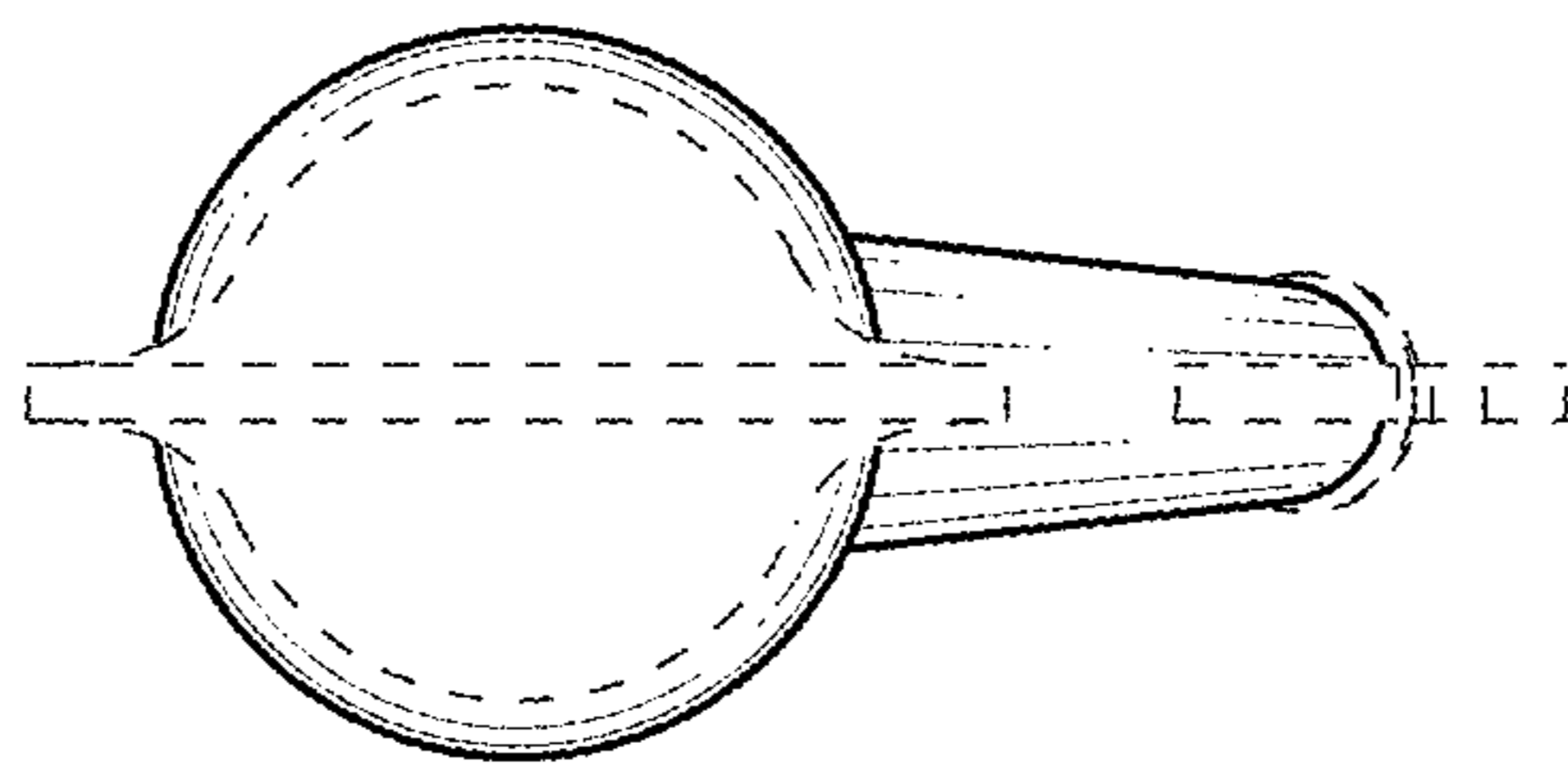


FIG. 8