



US00D859645S

(12) **United States Design Patent**
Uchida

(10) **Patent No.:** **US D859,645 S**

(45) **Date of Patent:** **** Sep. 10, 2019**

(54) NOZZLE FOR ORAL WATERJET	3,487,828 A *	1/1970	Troy	A61C 17/0202
				239/601
(71) Applicant: Panasonic Intellectual Property Management Co., Ltd., Osaka (JP)	D248,774 S	8/1978	Vallfors	604/264
	D303,291 S	9/1989	Magrath	D24/129
	6,293,294 B1 *	9/2001	Loeb	B01F 5/0405
				137/1
(72) Inventor: Ryota Uchida, Tokyo (JP)	D520,683 S	5/2006	Kling	
	D535,559 S	1/2007	Kehoe	D9/440
(73) Assignee: Panasonic Intellectual Property Management Co., Ltd., Osaka (JP)	D702,493 S	4/2014	Tang	D7/397
	D720,959 S	1/2015	Mok	D7/392

(Continued)

(**) Term: **15 Years**

(21) Appl. No.: **29/627,201**

(22) Filed: **Nov. 22, 2017**

Related U.S. Application Data

(62) Division of application No. 29/583,593, filed on Nov. 7, 2016, now Pat. No. Des. 815,733.

(30) **Foreign Application Priority Data**

Aug. 29, 2016 (JP) 2016-018257
 Aug. 29, 2016 (JP) 2016-018258

(51) **LOC (12) Cl.** **24-02**

(52) **U.S. Cl.**
USPC **D24/112**

(58) **Field of Classification Search**

USPC D24/108, 112-114, 127-130, 133, 141,
 D24/146, 147, 152, 186, 213, 214, 215;
 D8/93, 97, 300, 310, 311; D23/129, 223,
 D23/249, 259, 262; D7/397, 398, 509,
 D7/523; D26/9; D9/447
 CPC B01F 2005/0042; B01F 2005/0438
 See application file for complete search history.

(56) **References Cited**

U.S. PATENT DOCUMENTS

664,803 A 12/1900 Wuichet B65D 47/06
 222/109
 D113,994 S 3/1939 Picut D7/398

FOREIGN PATENT DOCUMENTS

EM 001767656-0001 12/2010
 JP D939947 11/1995

(Continued)

Primary Examiner — Sheryl Lane

Assistant Examiner — Calvin E Vansant

(74) *Attorney, Agent, or Firm* — Panasonic IP

Management; Kerry S. Culpepper

(57) **CLAIM**


I claim the ornamental design for a nozzle for oral waterjet, as shown and described.

DESCRIPTION

FIG. 1 is a front perspective view of a nozzle for oral waterjet of the present invention;
 FIG. 2 is a front view thereof;
 FIG. 3 is a top view thereof;
 FIG. 4 is a bottom view thereof;
 FIG. 5 is a first side view thereof;
 FIG. 6 is a second side view thereof; and,
 FIG. 7 is a rear view thereof.

The broken lines shown represent unclaimed subject matter and form no part of the claimed design. Additionally, the unevenly broken lines in the drawings define the limits of the claimed design.

1 Claim, 7 Drawing Sheets



(56)

References Cited

U.S. PATENT DOCUMENTS

9,205,385 B2 12/2015 Sabadici B01F 3/0446
D763,445 S * 8/2016 Ahluwalia D24/133
D778,667 S 2/2017 Casper D7/397
2009/0160072 A1 6/2009 Chiorazzi B01F 5/0413
261/76
2012/0206993 A1 8/2012 Casper B01F 3/04503
366/163.2

FOREIGN PATENT DOCUMENTS

JP D1113155 7/2001
JP D1322493 2/2008

* cited by examiner

FIG. 1




FIG. 2




FIG. 3

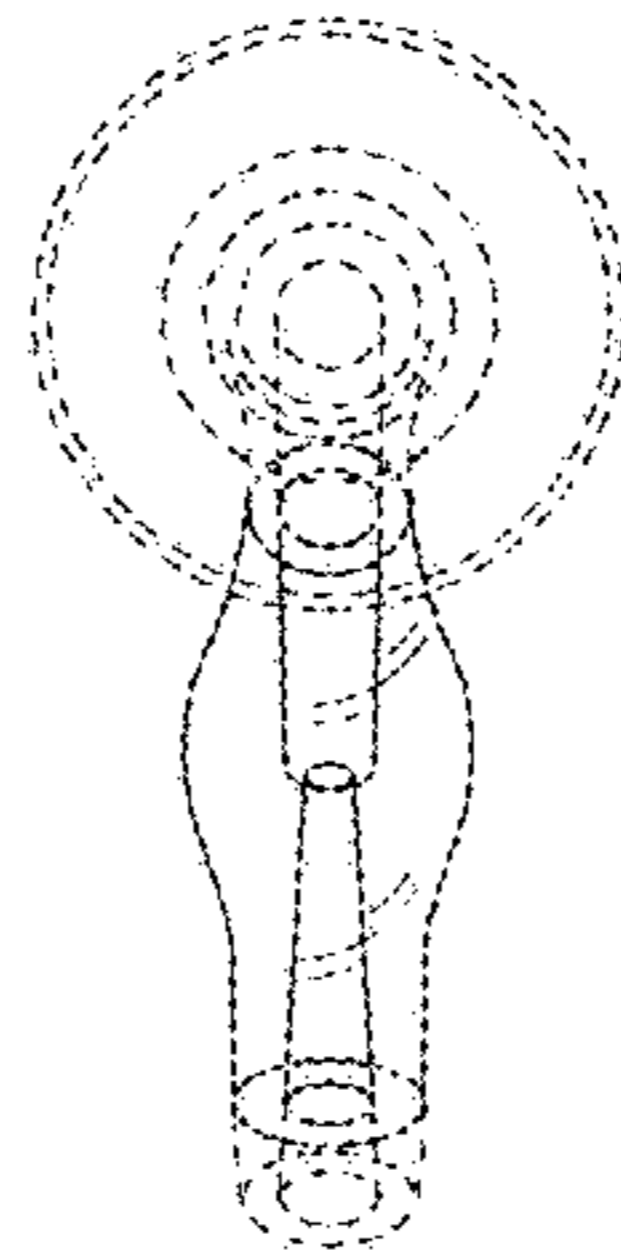


FIG. 4

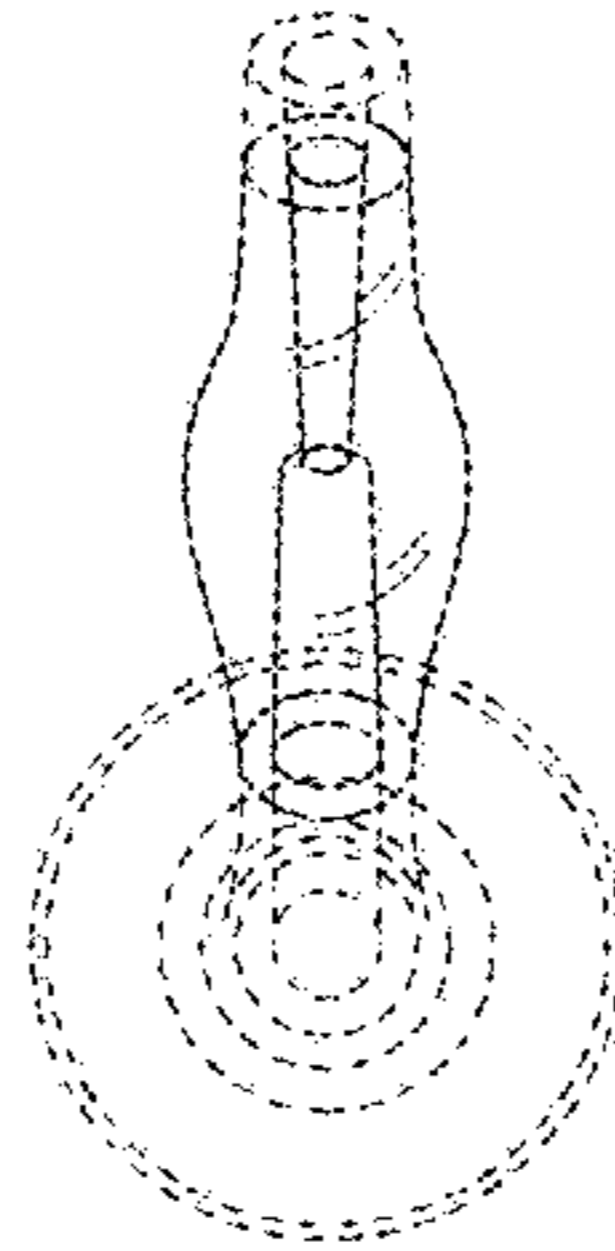


FIG. 5




FIG. 6




FIG. 7

