



US00D859643S

(12) **United States Design Patent** (10) **Patent No.:** **US D859,643 S**
Li (45) **Date of Patent:** **** Sep. 10, 2019**

(54) **ORAL IRRIGATOR**

(71) Applicant: **Jinfeng Li**, Hubei (CN)

(72) Inventor: **Jinfeng Li**, Hubei (CN)

(73) Assignee: **Flycat Electrical Co., Ltd.**, Shenzhen, Guangdong (CN)

(**) Term: **15 Years**

(21) Appl. No.: **29/609,375**

(22) Filed: **Jun. 29, 2017**

(51) **LOC (12) Cl.** **24-02**

(52) **U.S. Cl.**

USPC **D24/111**

(58) **Field of Classification Search**

USPC D24/108, 111-113, 133, 152, 176;
D4/101, 138

See application file for complete search history.

(56) **References Cited**

U.S. PATENT DOCUMENTS

D565,175 S *	3/2008	Boyd	D24/111
D574,952 S *	8/2008	Boyd	D24/111
D714,929 S *	10/2014	Kim	D24/111
D714,930 S *	10/2014	Kim	A61H 13/005 D24/111
D725,770 S *	3/2015	Kim	D24/111
D740,936 S *	10/2015	Kim	D24/111
D788,907 S *	6/2017	Kim	D24/111
D798,440 S *	9/2017	Kim	D24/111
D802,119 S *	11/2017	Kim	D24/111
D809,650 S *	2/2018	Kim	D24/111
2007/0203439 A1 *	8/2007	Boyd	A61C 1/0084 601/162
2012/0045730 A1 *	2/2012	Sayder	A61C 17/02 433/29

2014/0272782 A1 *	9/2014	Luetzgen	A61H 13/005 433/80
2015/0147717 A1 *	5/2015	Taylor	A61C 17/0205 433/80
2015/0182319 A1 *	7/2015	Wagner	A61C 17/0202 132/308
2017/0049530 A1 *	2/2017	Cacka	A61C 17/028
2017/0239132 A1 *	8/2017	Luetzgen	A61H 13/005
2017/0252251 A1 *	9/2017	Williams	A61C 17/0202

OTHER PUBLICATIONS

Waterpik WP-660 Aquarius Water Flosser, posted at amazon.com, earliest date reviewed on Feb. 5, 2014, [online], acquired on Mar. 13, 2018. Available from Internet, (Year: 2014).*

* cited by examiner

Primary Examiner — Lilyana Bekic

Assistant Examiner — Aula Soroush

(74) *Attorney, Agent, or Firm* — Justin Lampel

(57) **CLAIM**

The ornamental design for an oral irrigator, as shown and described.

DESCRIPTION

FIG. 1. is a perspective view of an oral irrigator showing my new design;

FIG. 2 is a front elevational view thereof;

FIG. 3 is a rear elevational view thereof;

FIG. 4 is a right side view thereof;

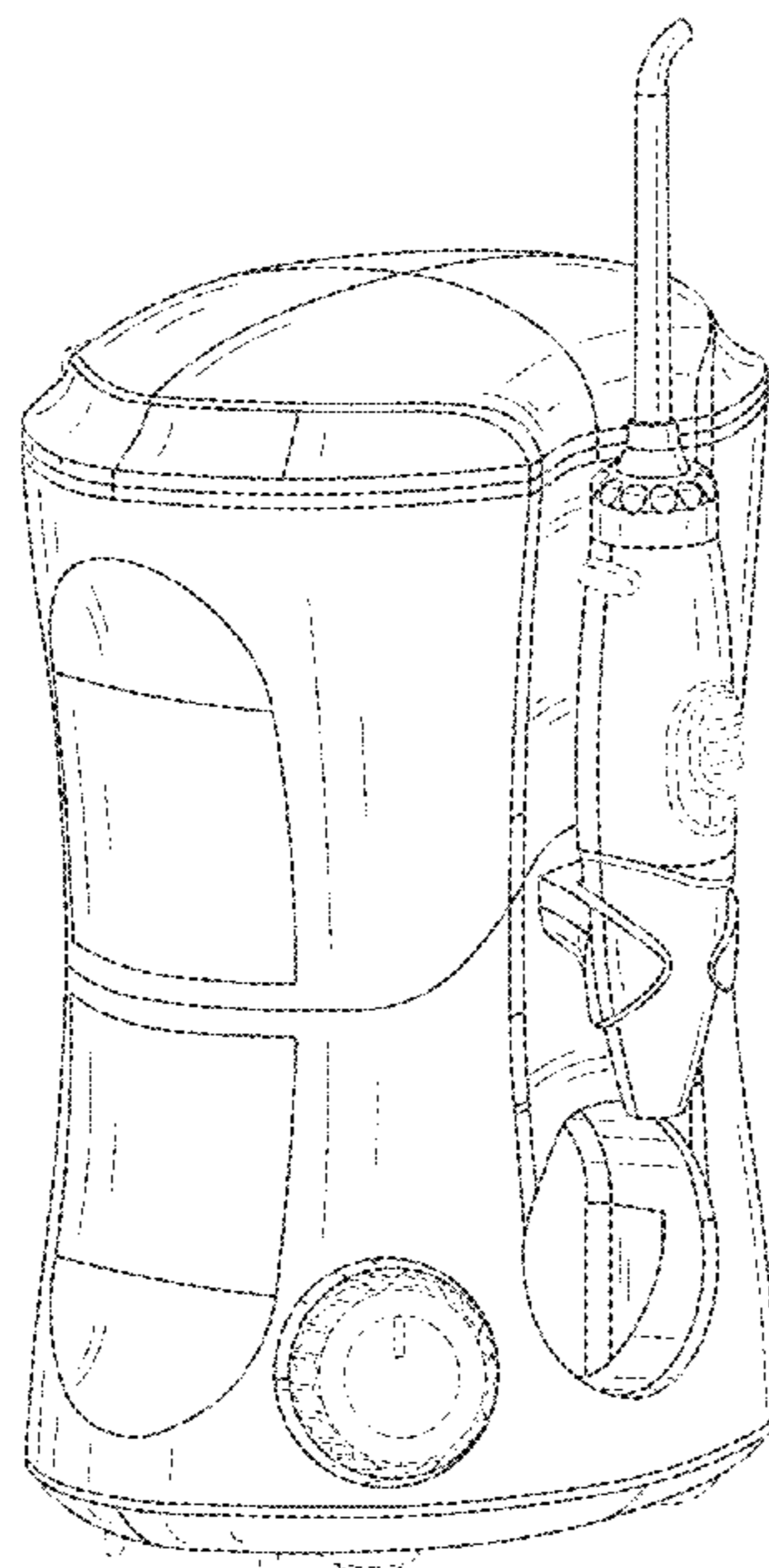
FIG. 5 is a left side view thereof;

FIG. 6 is a bottom plan view thereof; and,

FIG. 7 is a top plan view thereof.

The broken lines in the drawings illustrate portions of the oral irrigator that form no part of the claimed design.

1 Claim, 6 Drawing Sheets






FIG. 1




FIG. 2




FIG. 3




FIG. 4




FIG. 5

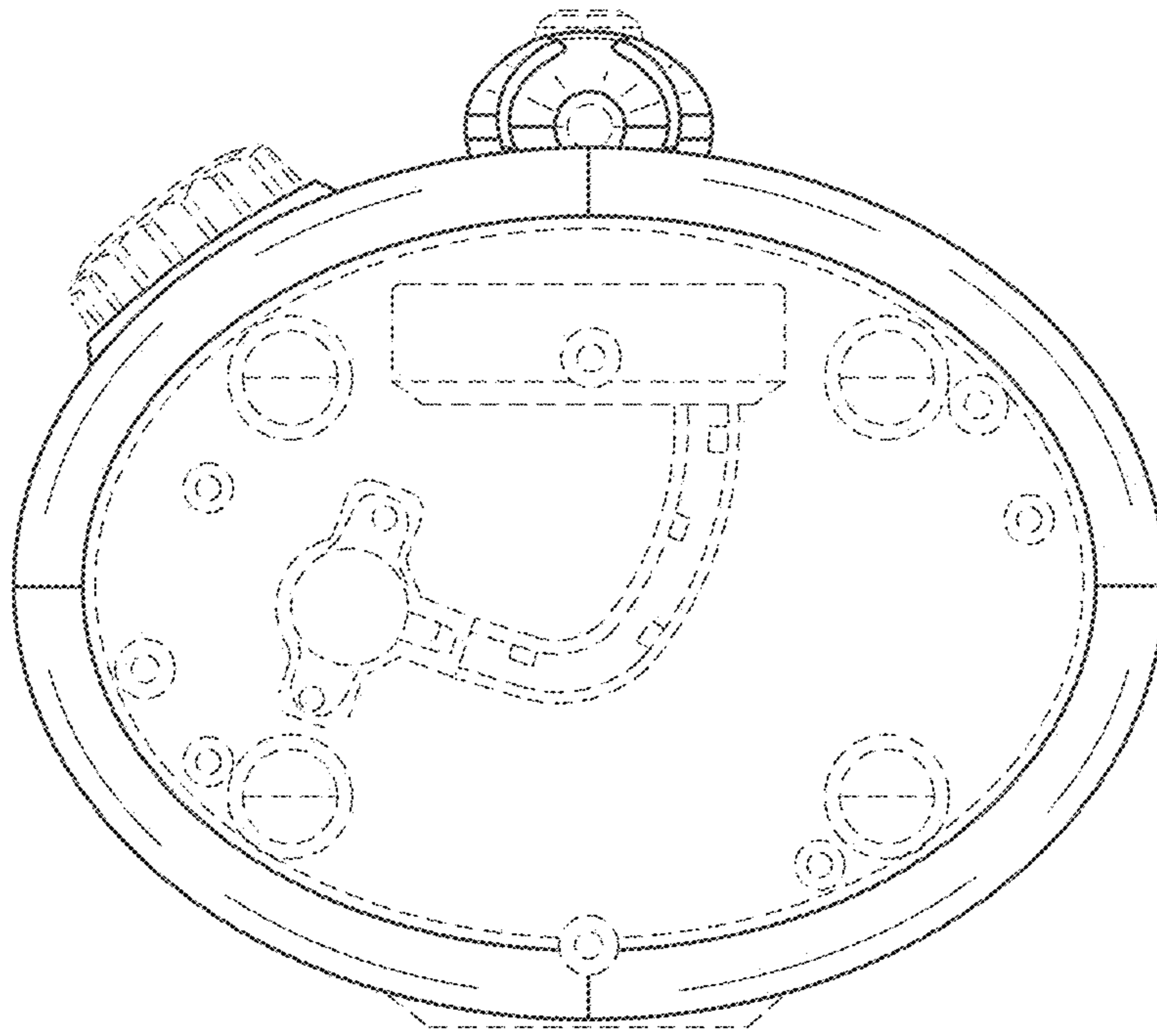


FIG. 6

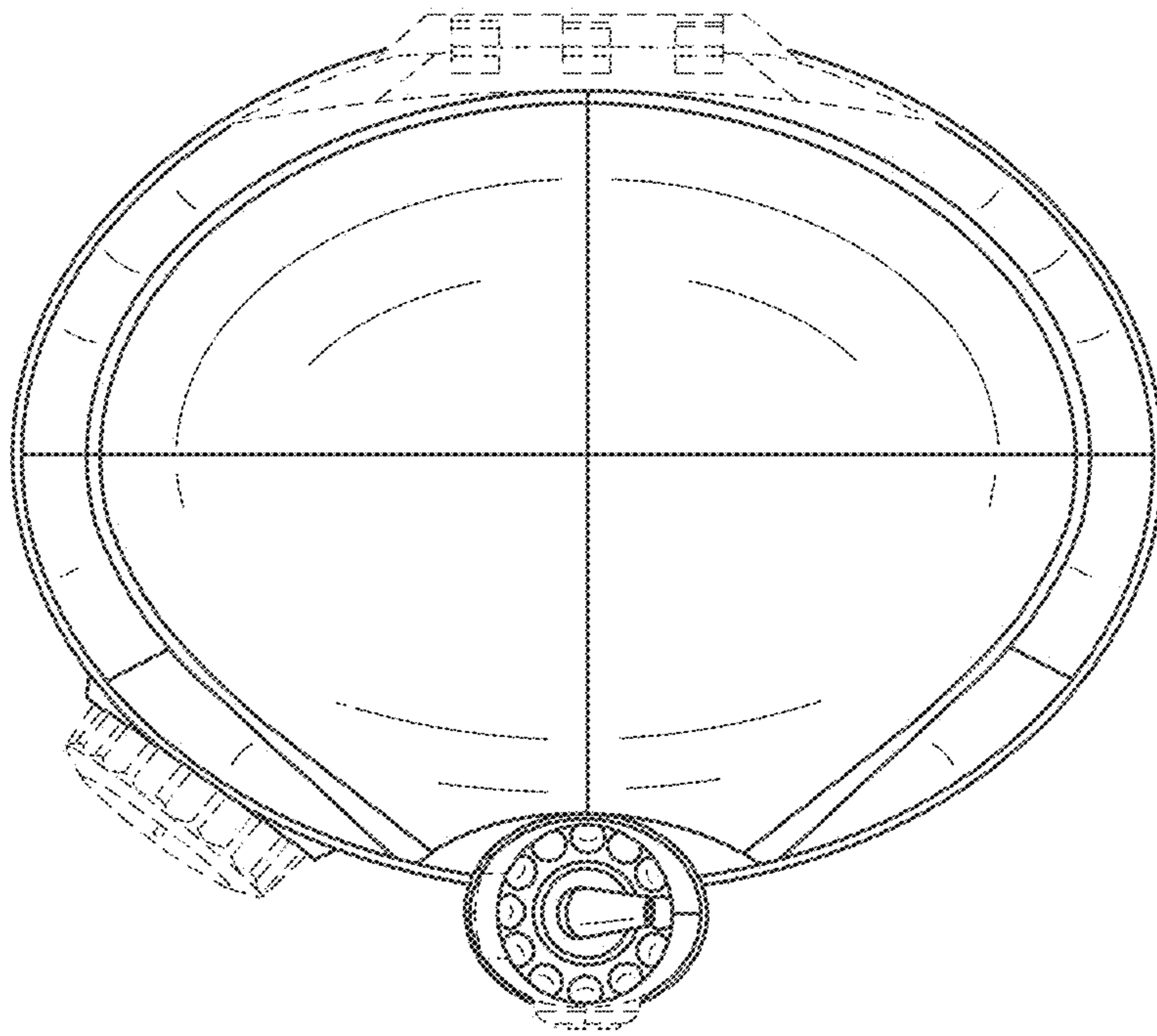


FIG. 7