



US00D859636S

(12) **United States Design Patent**  
**Wang**

(10) **Patent No.:** **US D859,636 S**

(45) **Date of Patent:** **\*\* Sep. 10, 2019**

(54) **BREAST PUMP SILICONE CAP**

FOREIGN PATENT DOCUMENTS

(71) Applicant: **Fang Wang**, Guangdong (CN)

CN 304885183 \* 11/2018

(72) Inventor: **Fang Wang**, Guangdong (CN)

OTHER PUBLICATIONS

(\*\*) Term: **15 Years**

Haakaa New Silicone Cap. Haakaa Malaysia. YouTube. Date published: Nov. 27, 2018. Retrieved from Internet: <<https://www.youtube.com/watch?v=LwwzPIJ1rXQ>> (Year: 2018).\*

(21) Appl. No.: **29/650,998**

Mills, Lucy. Haakaa Brest Pump Review. Latched on Mom. Date published: Jul. 29, 2017. Retrieved from Internet: <<http://www.latchedonmom.com/2017/07/haakaa-breast-pump-review.html>> (Year: 2017).\*

(22) Filed: **Jun. 12, 2018**

(51) **LOC (12) Cl.** ..... **24-02**

(52) **U.S. Cl.**

USPC ..... **D24/109**; D24/197; D7/392.1

(58) **Field of Classification Search**

USPC ..... D24/107, 109, 121, 193, 197; D7/392.1, D7/391, 392, 396.1, 396.2, 397, 509, 510, D7/629

CPC ..... A61M 1/06; A61M 1/062; A61M 1/064; A61M 1/0031; A61M 1/0072; A61M 2205/3344; A61M 1/066; A61M 1/0049; B65D 51/18

\* cited by examiner

*Primary Examiner* — Lilyana Bekic

See application file for complete search history.

(57) **CLAIM**

The ornamental design for a breast pump silicone cap, as shown and described.

(56) **References Cited**



**DESCRIPTION**

U.S. PATENT DOCUMENTS

D204,574 S *	4/1966	Harvey	.....	D9/438
D280,484 S *	9/1985	Conti	.....	D7/391
D295,831 S *	5/1988	Urion	.....	D9/438
D452,326 S *	12/2001	Atkin	.....	D24/197
D525,826 S *	8/2006	Kugler	.....	D7/392.1
D589,747 S *	4/2009	Wong	.....	D7/396.1
D805,839 S *	12/2017	Karussi	.....	D7/392.1
2006/0081633 A1 *	4/2006	Schmidtner	.....	B65D 43/0208 220/254.9
2015/0191293 A1 *	7/2015	Forcella	.....	B65D 81/3876 220/592.16

FIG. 1 is a front elevational view of a breast pump silicone cap showing my new design;  
FIG. 2 is a rear elevational view thereof;  
FIG. 3 is a left side view thereof;  
FIG. 4 is a right side view thereof;  
FIG. 5 is a top plan view thereof;  
FIG. 6 is a bottom plan view thereof;  
FIG. 7 is a front perspective view thereof; and,  
FIG. 8 is a rear perspective view thereof.

**1 Claim, 8 Drawing Sheets**






Fig. 1



Fig. 2




Fig. 3




Fig. 4




Fig. 5




Fig. 6




Fig. 7





Fig. 8