



US00D859625S

(12) **United States Design Patent** (10) **Patent No.:** **US D859,625 S**  
**Yeats et al.** (45) **Date of Patent:** **\*\* Sep. 10, 2019**

(54) **AIR FRESHENER DISPENSER**  
(71) Applicants: **Shawn Yeats**, Lehi, UT (US);  
**Haruyoshi Miyagi**, Lehi, UT (US)  
(72) Inventors: **Shawn Yeats**, Lehi, UT (US);  
**Haruyoshi Miyagi**, Lehi, UT (US)

D788,897 S \* 6/2017 Lee ..... D23/356  
D796,019 S \* 8/2017 Thompson, Jr. .... D23/355  
D820,963 S \* 6/2018 Wipf ..... D23/365  
D826,388 S \* 8/2018 Yeung ..... D23/356  
D828,533 S \* 9/2018 Shah ..... D23/366  
D831,181 S \* 10/2018 Suarez ..... D23/336  
D832,414 S \* 10/2018 Sharma ..... D23/364

\* cited by examiner

(73) Assignee: **F-MATIC, INC.**, Lehi, UT (US)  
(\*\*) Term: **15 Years**

*Primary Examiner* — Lakiya G Rogers  
*Assistant Examiner* — John A Voytek  
(74) *Attorney, Agent, or Firm* — Jeffery M. Lillywhite,  
PC

(21) Appl. No.: **29/622,822**

(22) Filed: **Oct. 19, 2017**

(57) **CLAIM**

(51) **LOC (12) Cl.** ..... **28-99**

The ornamental design for an air freshener dispenser, as shown and described.

(52) **U.S. Cl.**

USPC ..... **D23/366**

**DESCRIPTION**

(58) **Field of Classification Search**

USPC ..... D23/314, 325, 333–336, 355–367,  
D23/386–388

CPC . A61L 9/03; A61L 9/012; A61L 9/015; A61L  
9/037

See application file for complete search history.

FIG. 1 is a perspective view of an air freshener dispenser in an inactive position showing my new design;  
FIG. 2 is another perspective view of the air freshener dispenser of FIG. 1;  
FIG. 3 is a perspective view of the air freshener dispenser in an activated position;  
FIG. 4 is another perspective view of the air freshener dispenser of FIG. 3;  
FIG. 5 is a first side view of the air freshener dispenser shown in FIG. 1;  
FIG. 6 is a second side view of FIG. 1;  
FIG. 7 is a third side view of FIG. 1;  
FIG. 8 is a fourth side view of FIG. 1;  
FIG. 9 is a top view of FIG. 1; and,  
FIG. 10 is a bottom view of FIG. 1.

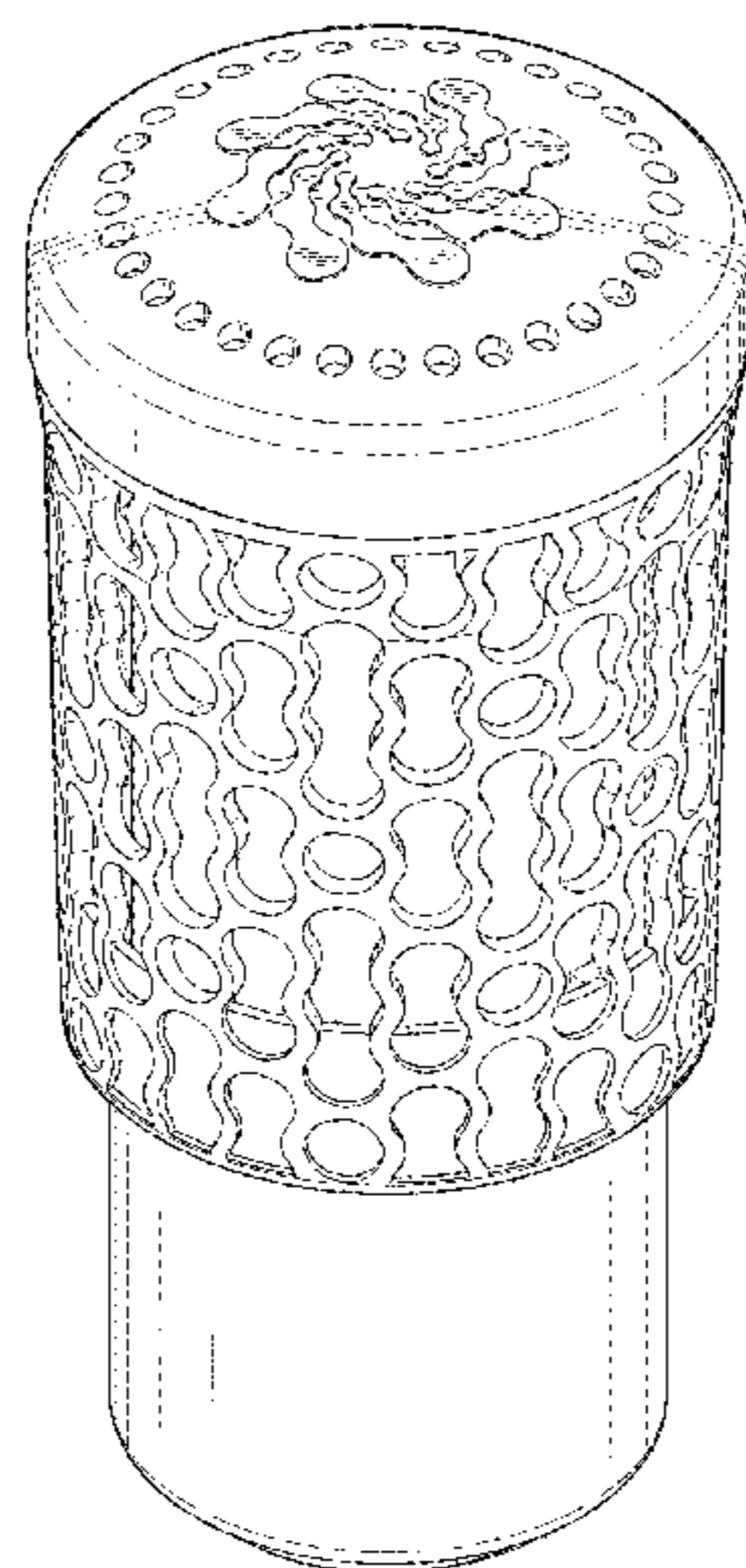
The broken lines immediately adjacent claimed surfaces represent boundaries and form no part of the claim; all other broken lines are for illustrating portions of the aromatic bottle which form no part of the claimed design.

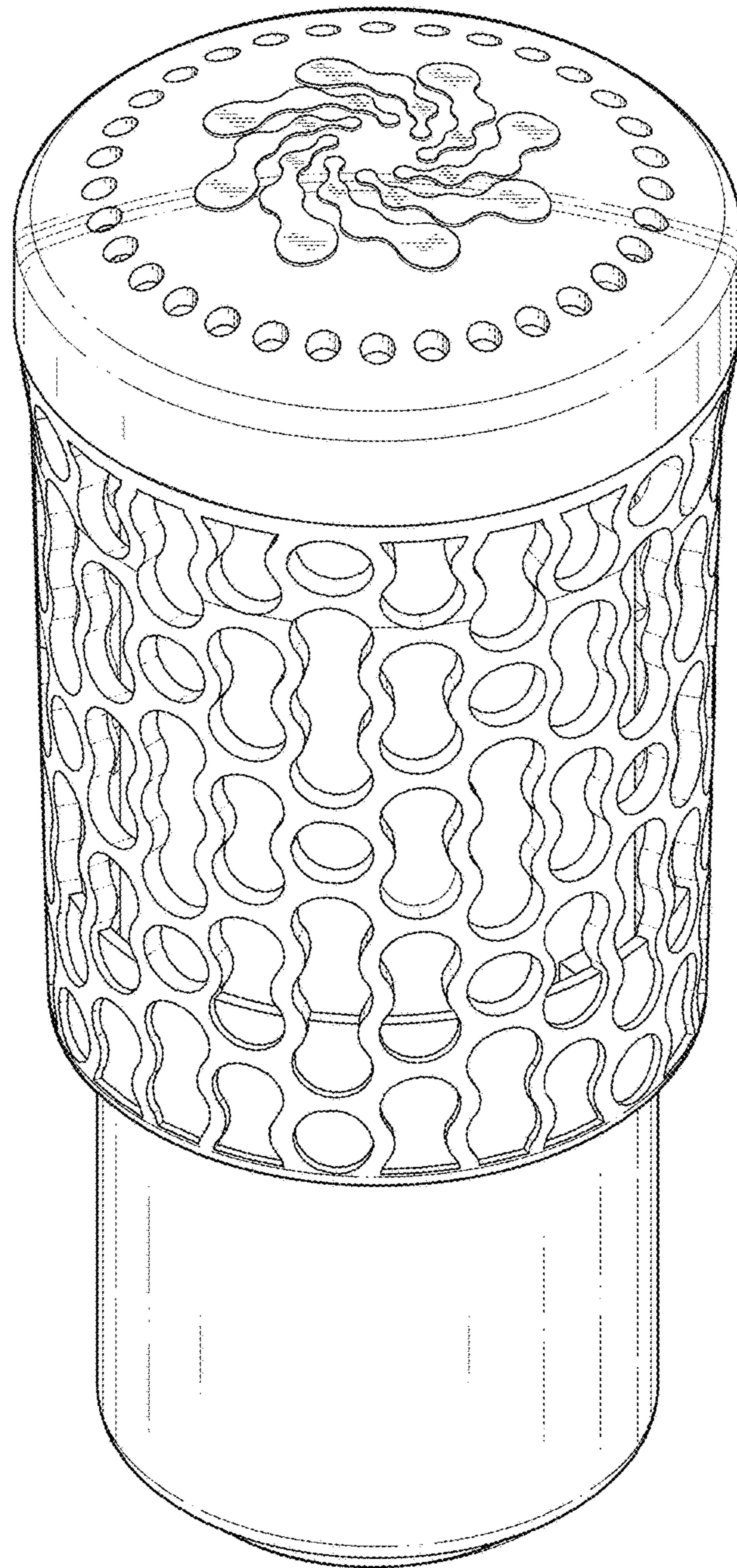
**1 Claim, 9 Drawing Sheets**

(56) **References Cited**

**U.S. PATENT DOCUMENTS**

1,016,648 A \* 2/1912 Snell ..... A61L 9/127  
206/0.5  
6,957,779 B2 10/2005 Joshi et al.  
D544,636 S \* 6/2007 McMinn ..... D26/118  
D570,688 S \* 6/2008 Haywood ..... D9/502  
D582,533 S \* 12/2008 Bodine ..... D23/366  
7,614,568 B2 11/2009 Joshi et al.  
7,857,236 B2 12/2010 Zlotnik et al.  
8,005,350 B2 8/2011 Zlotnik et al.  
D659,819 S \* 5/2012 Edwards ..... D24/110  
D736,364 S \* 8/2015 Horiguchi ..... D23/365  
9,238,086 B2 1/2016 Sidawi  
9,370,594 B2 \* 6/2016 Gasper ..... A61L 9/037  
D764,649 S \* 8/2016 Ko ..... D23/364





**FIG. 1**



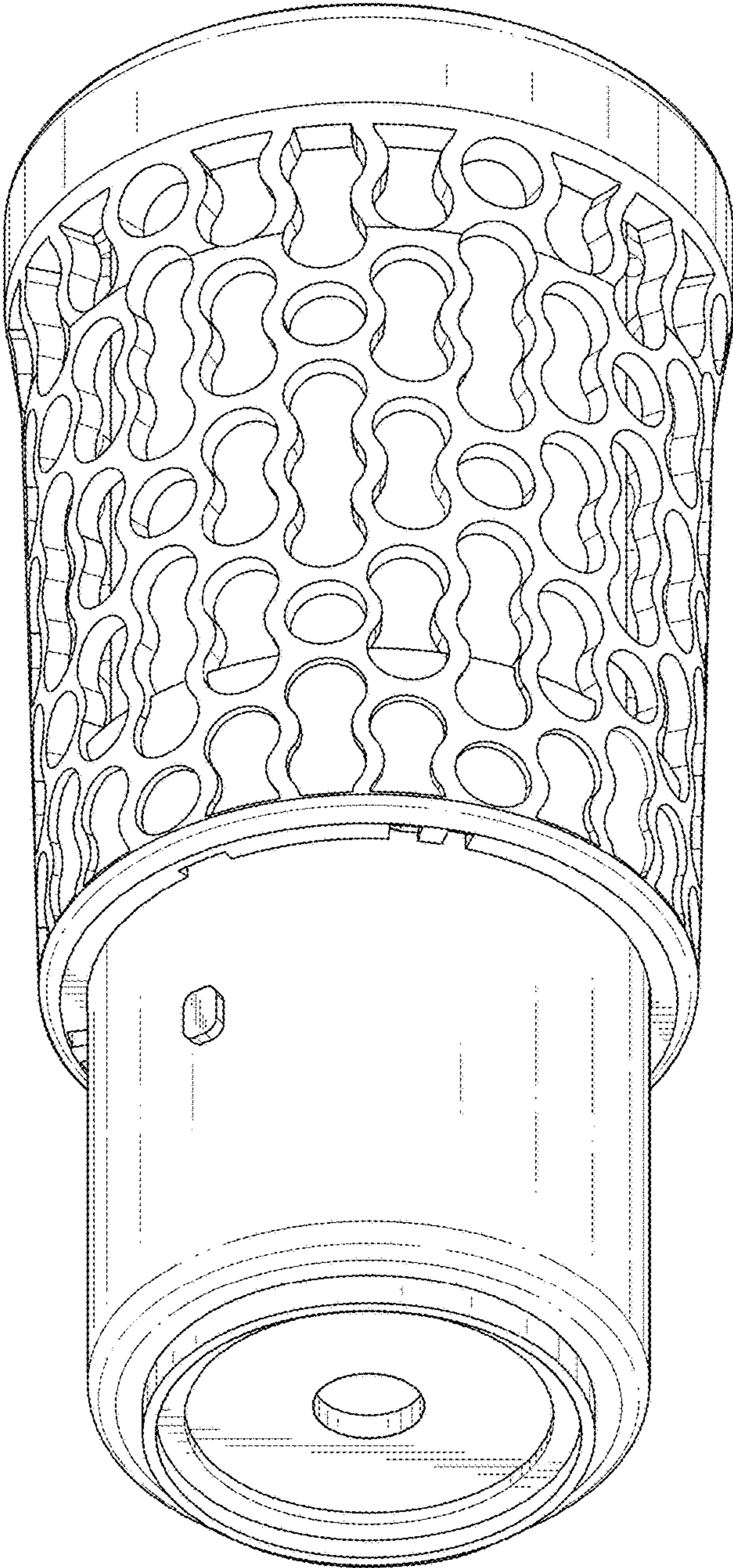
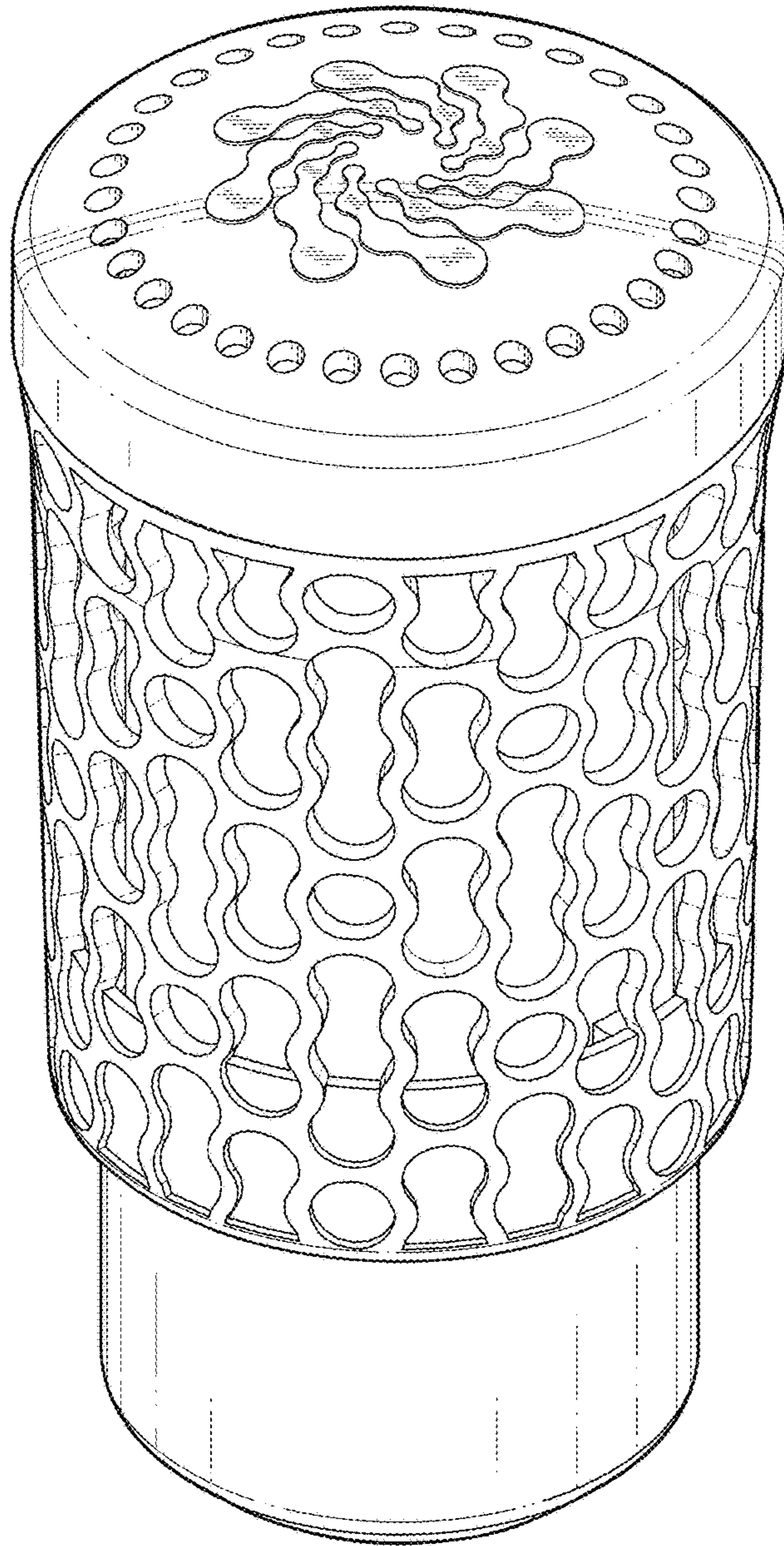
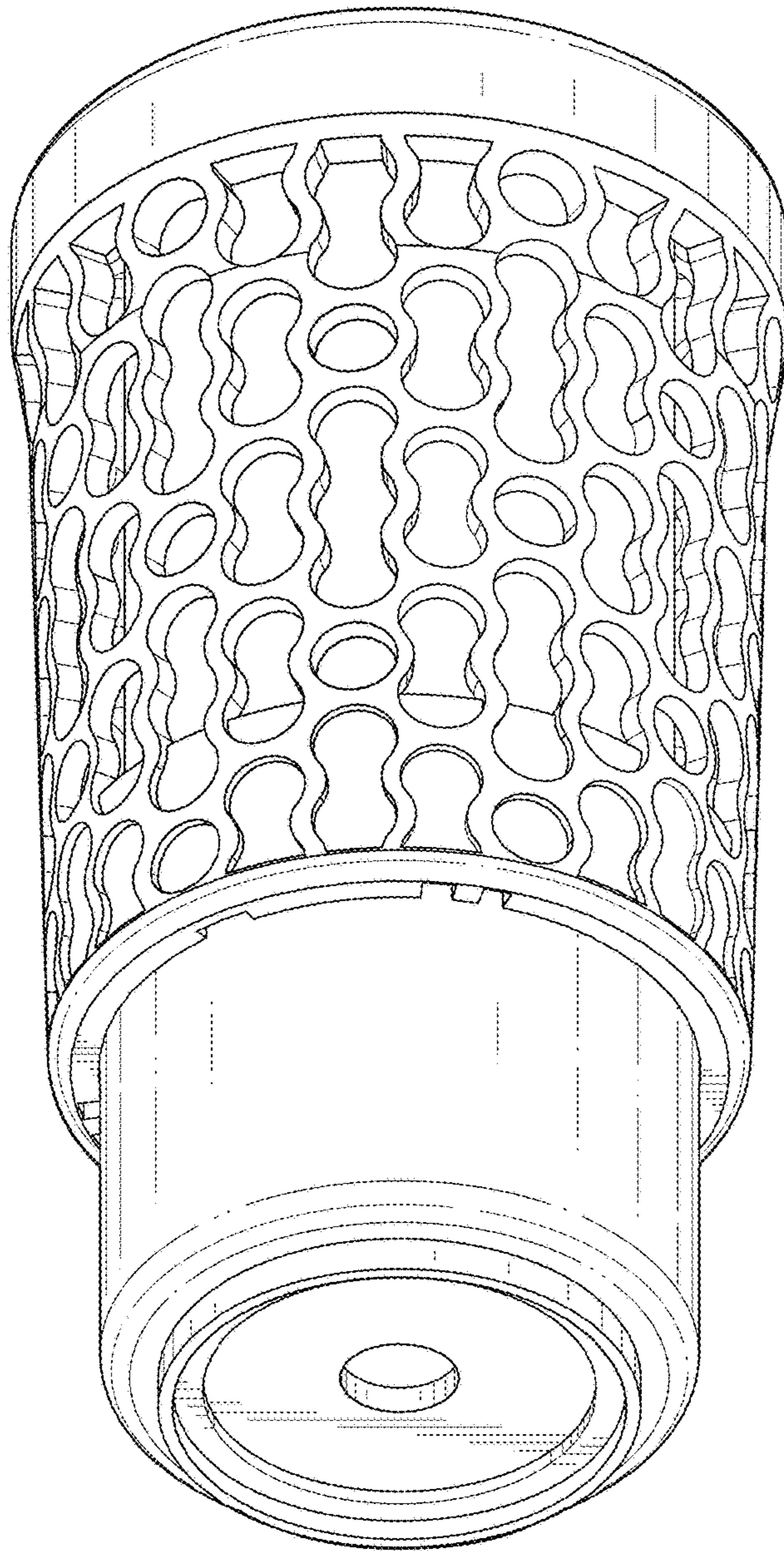


FIG. 2




**FIG. 3**



**FIG. 4**





**FIG. 5**






FIG. 6

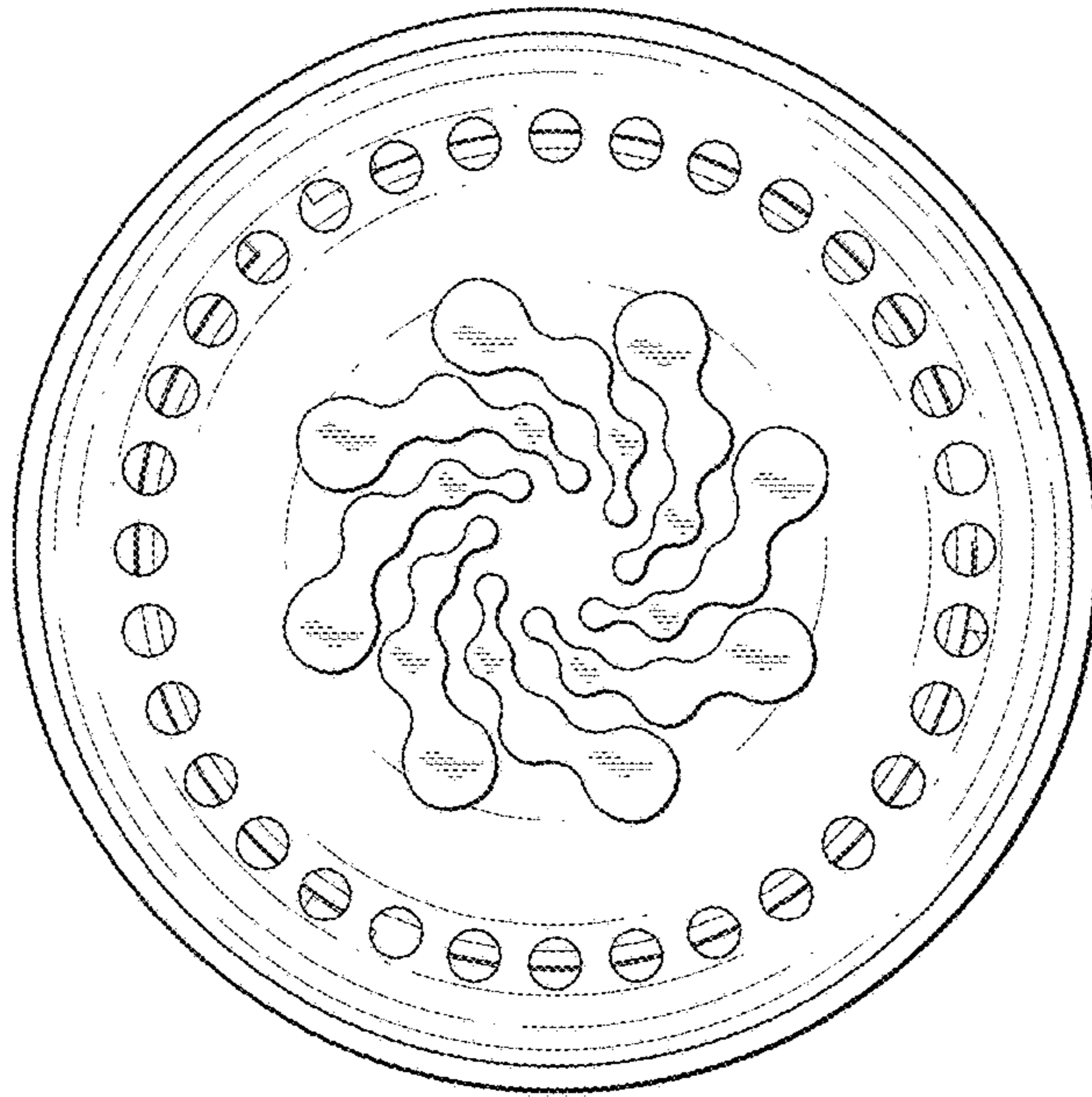


**FIG. 7**

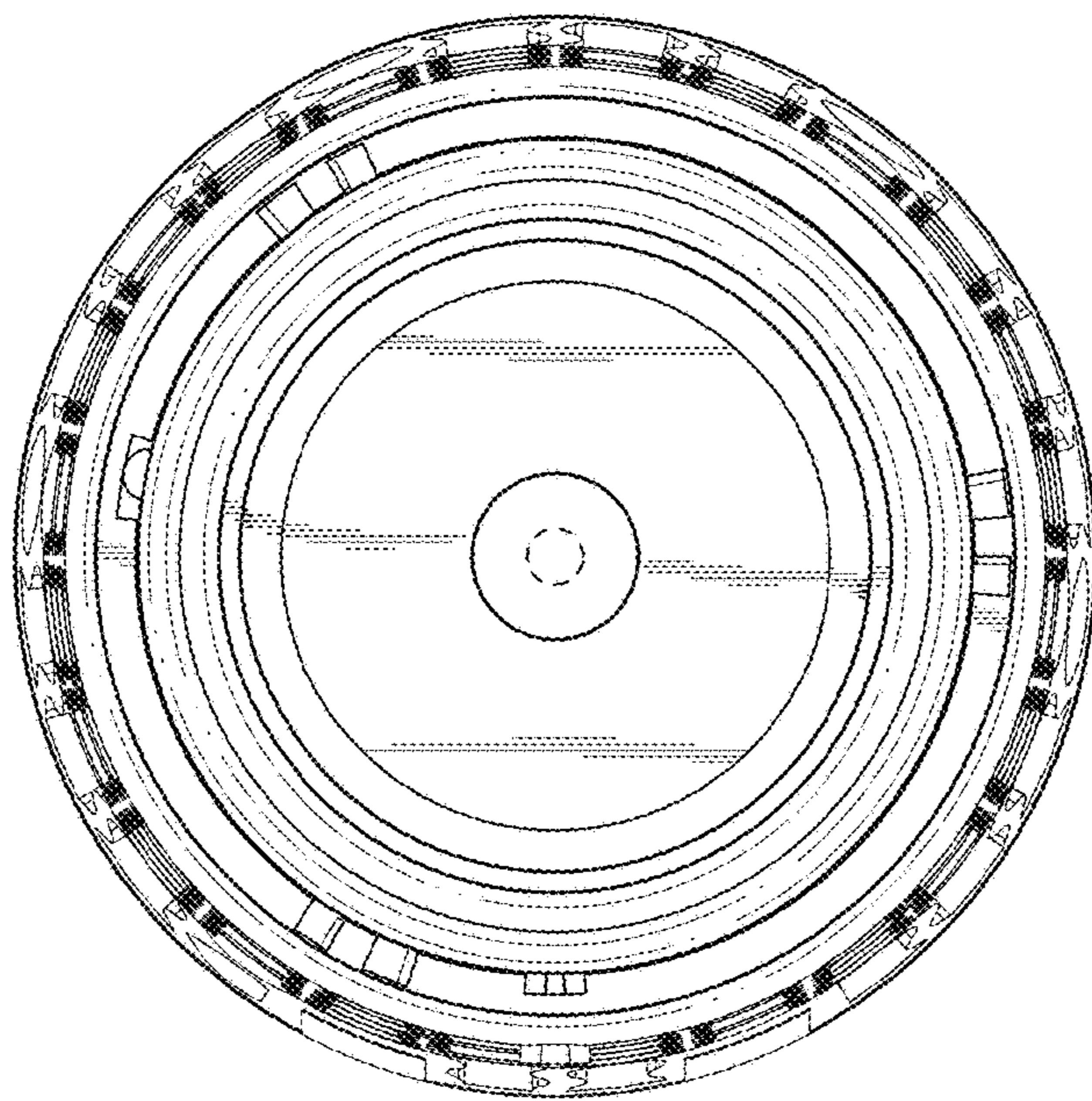




**FIG. 8**



**FIG. 9**



**FIG. 10**