



US00D859619S

(12) **United States Design Patent**  
**Ogg et al.**

(10) **Patent No.:** **US D859,619 S**

(45) **Date of Patent:** **\*\* Sep. 10, 2019**

(54) **AIR CONDITIONER**

(71) Applicant: **LG ELECTRONICS INC.**, Seoul  
(KR)

(72) Inventors: **Anthony Ogg**, Englewood Cliffs, NJ  
(US); **Jooneun Park**, Seoul (KR);  
**Jaesang Lee**, Englewood Cliffs, NJ  
(US)

(73) Assignee: **LG ELECTRONICS INC.**, Seoul  
(KR)

(\*\*) Term: **15 Years**

(21) Appl. No.: **29/636,671**

(22) Filed: **Feb. 9, 2018**

(51) **LOC (12) Cl.** ..... **23-04**

(52) **U.S. Cl.**

USPC ..... **D23/333**

(58) **Field of Classification Search**

USPC ..... D23/333, 335, 341, 342, 351, 353, 354,  
D23/355, 356, 359, 364, 365, 370, 385,  
D23/386, 388, 393

CPC .... F24F 1/00; F24F 1/0007; F24F 1/02; F24F  
1/08; F24F 1/42; F24F 1/56; F24F 1/60;  
F24F 3/044; F24F 3/048; F24F 3/16;  
F24F 7/00; F24F 7/04; F24F 12/001;  
F24F 12/006

See application file for complete search history.

(56) **References Cited**

**U.S. PATENT DOCUMENTS**

D558,867 S \* 1/2008 Chun ..... D23/333  
D575,857 S \* 8/2008 Chiu ..... D23/333  
D578,192 S \* 10/2008 Yoo ..... D23/333  
D578,629 S \* 10/2008 Yoo ..... D23/333

D589,132 S \* 3/2009 Chiu ..... D23/333  
D595,824 S \* 7/2009 Ohta ..... D23/364  
D595,825 S \* 7/2009 Ohta ..... D23/364  
D595,826 S \* 7/2009 Ohta ..... D23/364  
D595,827 S \* 7/2009 Satou ..... D23/364  
D598,087 S \* 8/2009 Park ..... D23/333  
D613,386 S \* 4/2010 Niki ..... D23/364  
D616,081 S \* 5/2010 Chiu ..... D23/333  
D634,829 S \* 3/2011 Niki ..... D23/355  
D658,280 S \* 4/2012 Niki ..... D23/364  
D660,947 S \* 5/2012 Varma ..... D23/333  
D660,948 S \* 5/2012 Varma ..... D23/333  
D725,758 S \* 3/2015 Kim ..... D23/333  
D778,415 S \* 2/2017 Ogg ..... D23/333

\* cited by examiner

*Primary Examiner* — Natasha Vujcic

(74) *Attorney, Agent, or Firm* — Birch, Stewart, Kolasch  
& Birch, LLP

(57) **CLAIM**

The ornamental design for an air conditioner, as shown and described.

**DESCRIPTION**

FIG. 1 is a front, right side, perspective view of an air conditioner showing our new design;  
FIG. 2 is a front view thereof;  
FIG. 3 is a rear view thereof;  
FIG. 4 is a left side view thereof;  
FIG. 5 is a right side view thereof;  
FIG. 6 is a top view thereof; and,  
FIG. 7 is a bottom view.

The parallel fine lines and curves shown in all the drawings indicate the relief of surface of the product.

The broken lines in the drawings illustrate portions of the air conditioner which form no part of the claimed design.

**1 Claim, 6 Drawing Sheets**

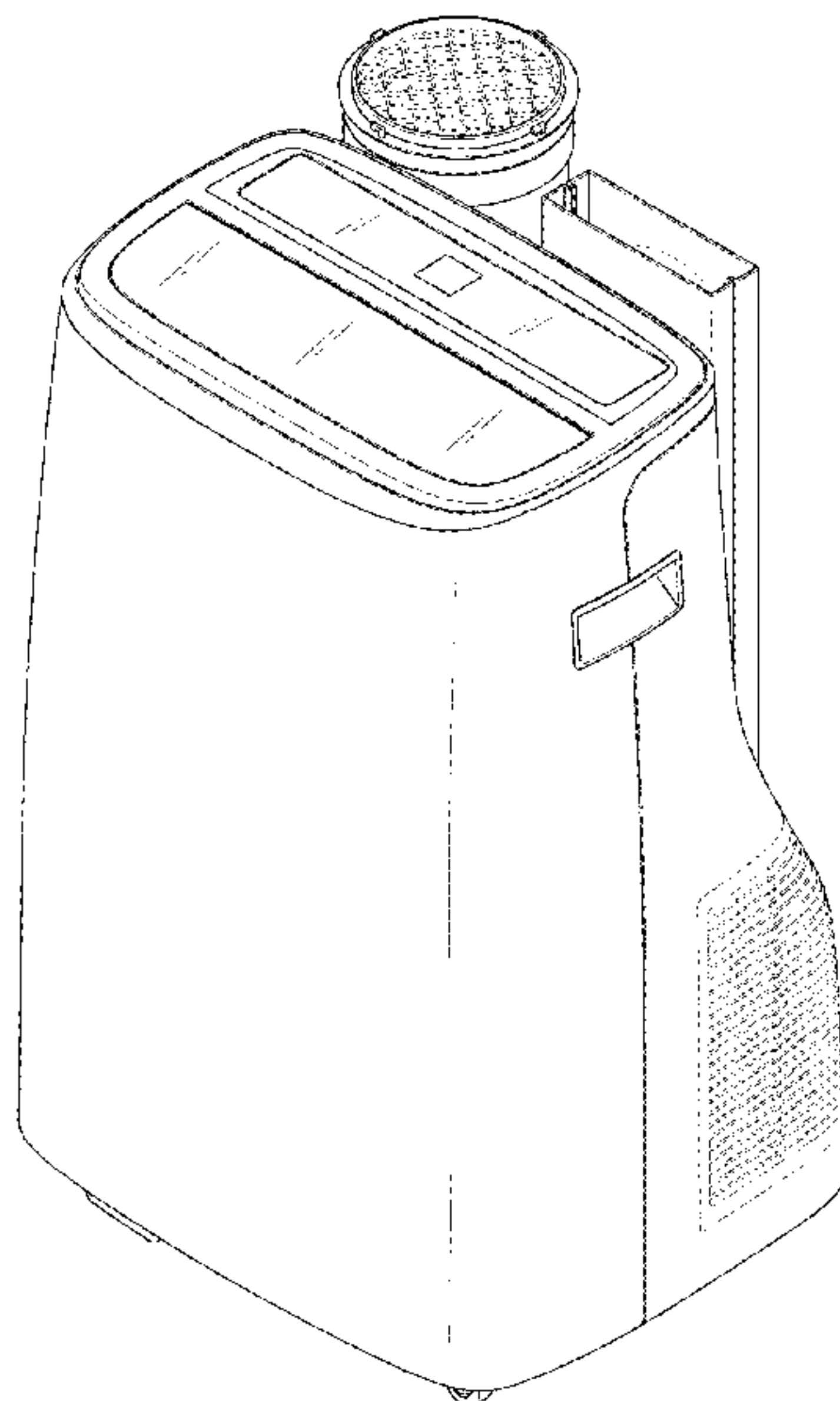


FIG. 1

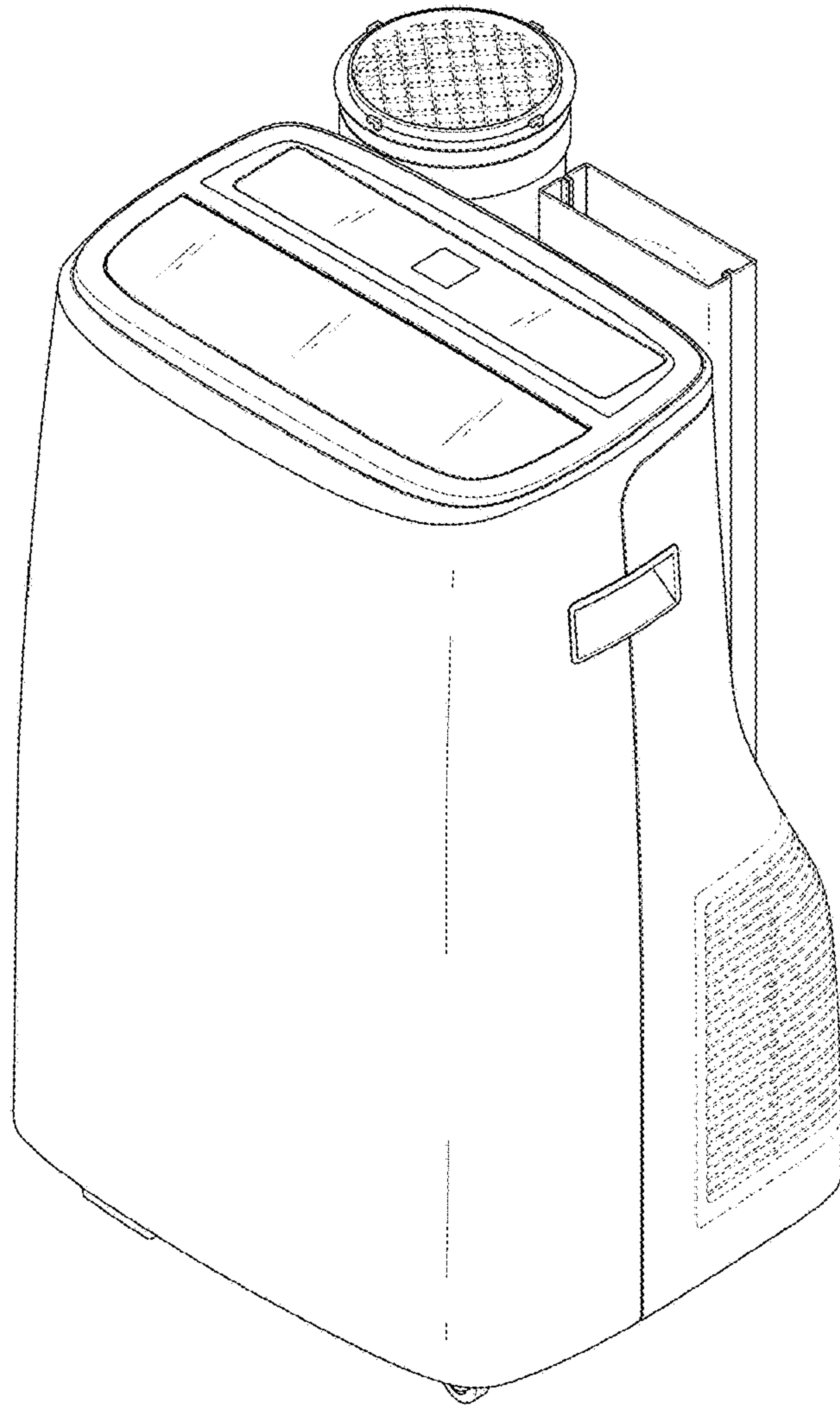


FIG. 2




FIG. 3

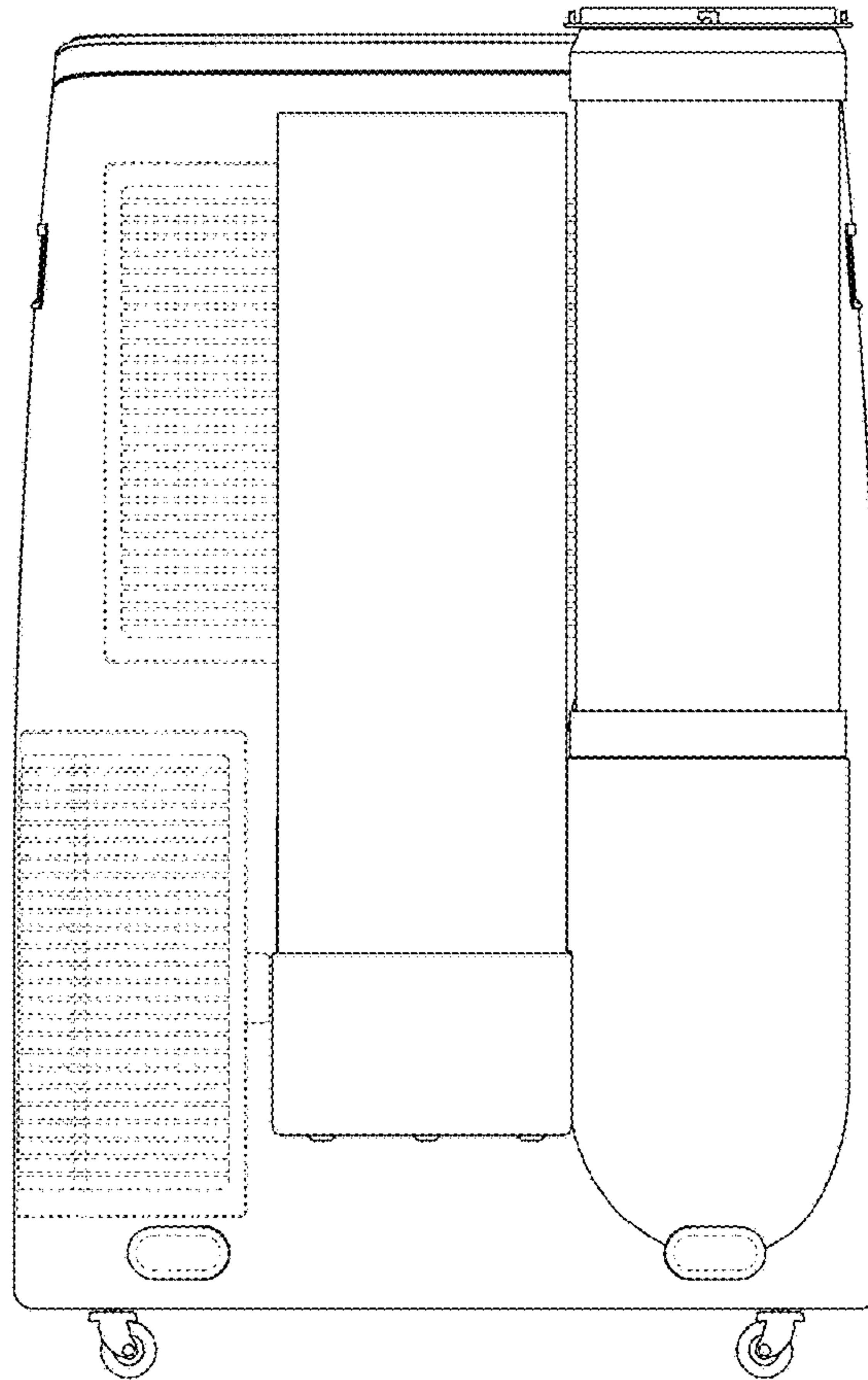


FIG. 4

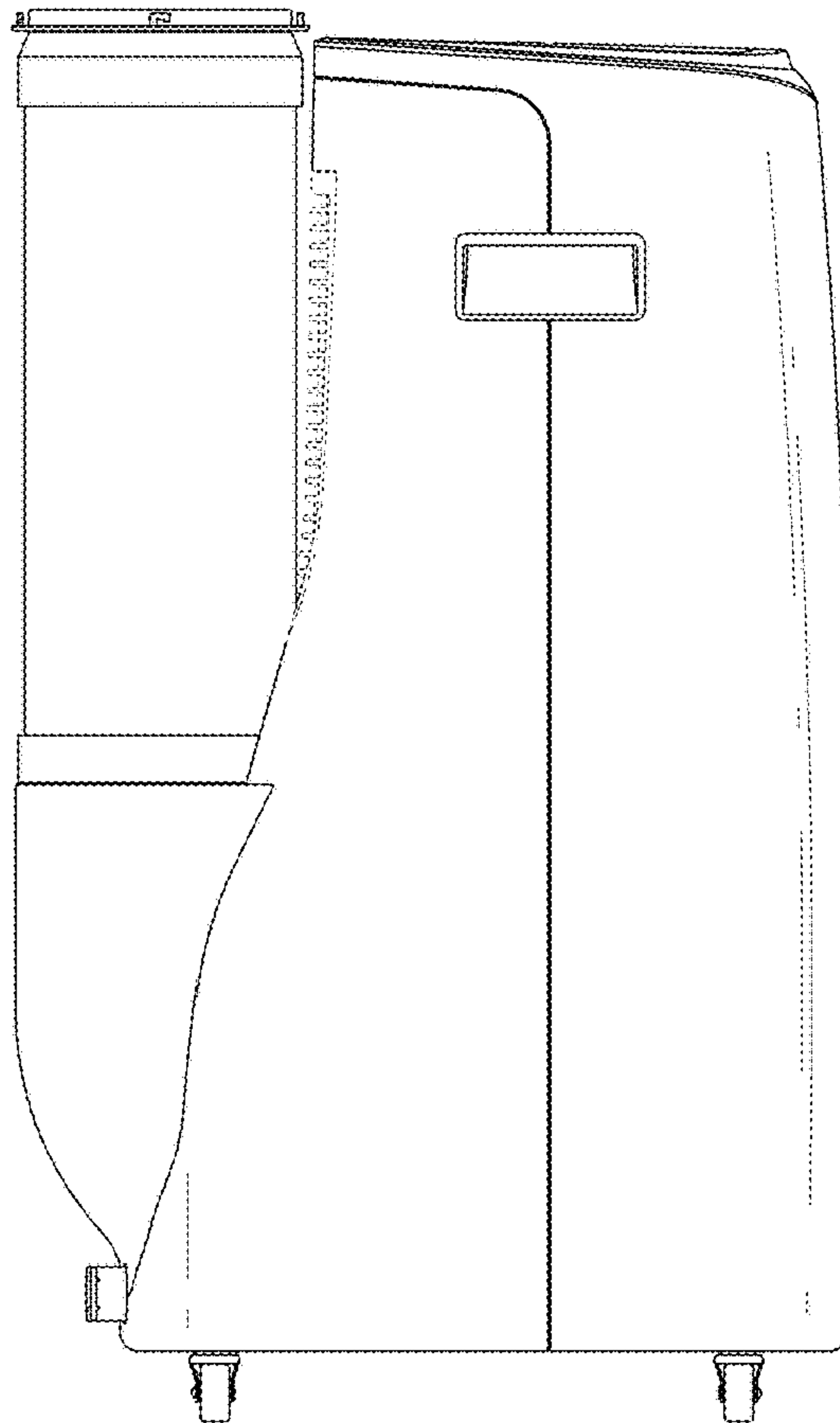


FIG. 5

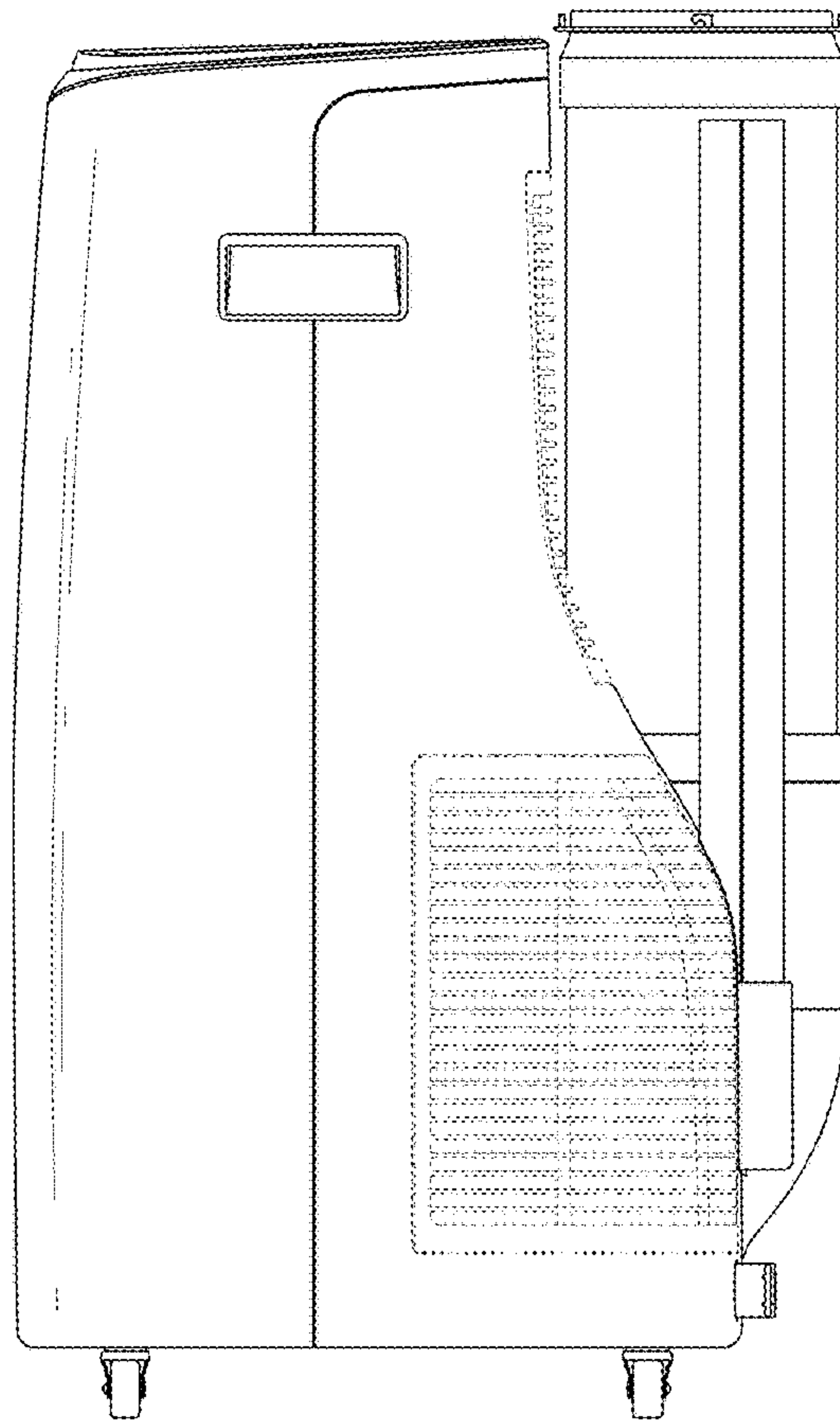




FIG. 6

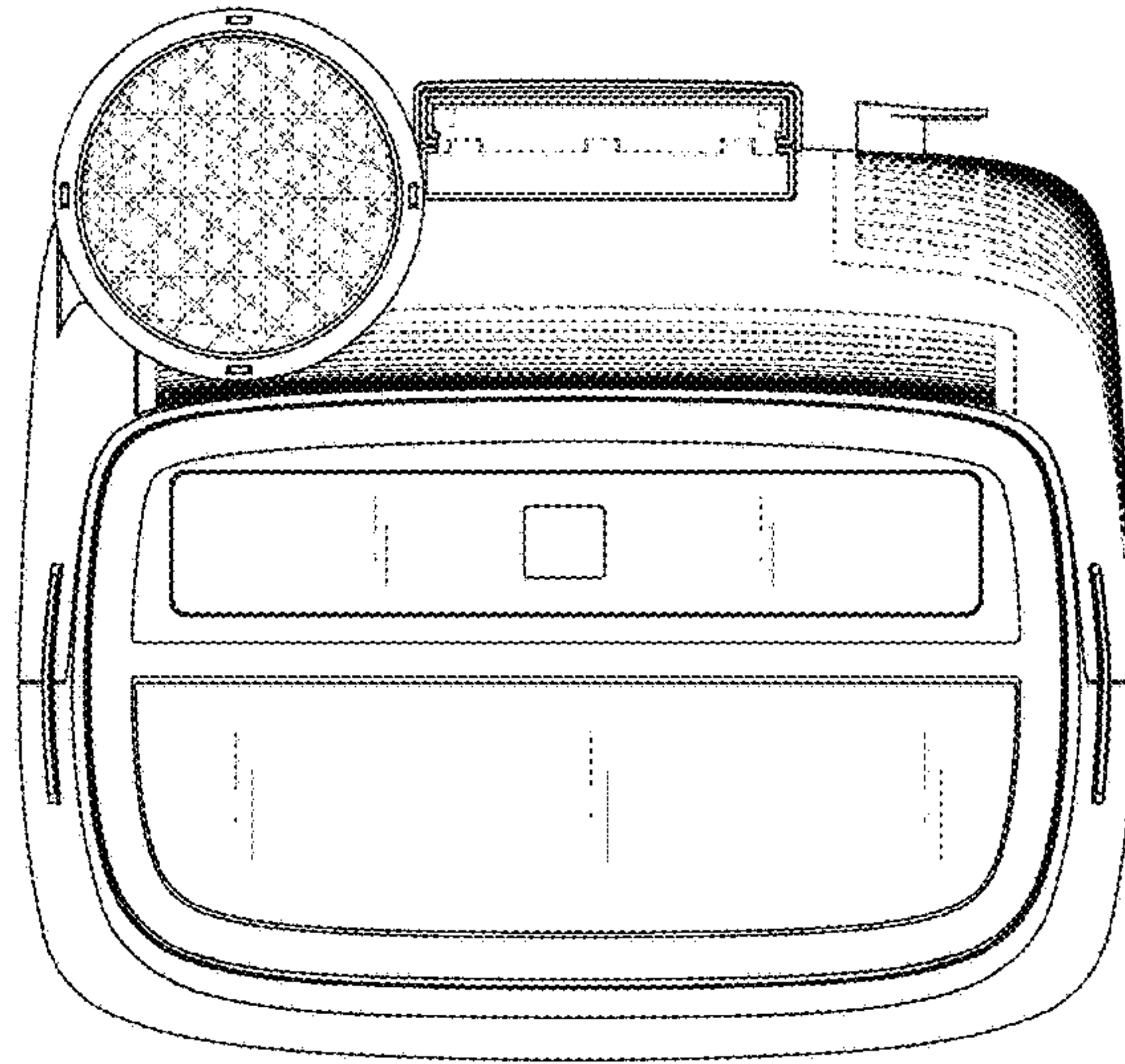


FIG. 7

