



US00D859596S

(12) **United States Design Patent** (10) **Patent No.:** **US D859,596 S**  
**Lance et al.** (45) **Date of Patent:** **\*\* Sep. 10, 2019**

- (54) **SHOWER CONTROLLER**
- (71) Applicant: **Moen Incorporated**, North Olmsted, OH (US)
- (72) Inventors: **Matthew J. Lance**, North Ridgeville, OH (US); **Sanjeev S. Moghe**, Chagrin Falls, OH (US); **Louise M. Quigley**, Rocky River, OH (US); **Jennifer P. Sedwick**, Lakewood, OH (US); **Steven Wain Ward**, Brecksville, OH (US)
- (73) Assignee: **Moen Incorporated**, North Olmsted, OH (US)
- (\*\*) Term: **15 Years**
- (21) Appl. No.: **29/644,748**
- (22) Filed: **Apr. 20, 2018**

**Related U.S. Application Data**

- (62) Division of application No. 29/577,171, filed on Sep. 9, 2016, now Pat. No. Des. 832,402.
- (51) **LOC (12) Cl.** ..... **23-01**
- (52) **U.S. Cl.**  
USPC ..... **D23/249**; D8/353; D13/162
- (58) **Field of Classification Search**  
USPC ..... D23/254, 249, 304, 309; D8/353; D13/162, 177; D10/49-50  
CPC .. H02G 3/081; H01R 13/6658; E03C 1/0408; H01H 23/04; H02B 1/46; Y02B 20/346  
See application file for complete search history.

(56) **References Cited**

**U.S. PATENT DOCUMENTS**

- D319,429 S \* 8/1991 D'Aleo ..... D13/162
- D429,829 S \* 8/2000 Doran ..... D13/177
- D531,588 S \* 11/2006 Peh ..... D13/168
- D563,908 S \* 3/2008 Kohler, Jr. .... D13/162
- D568,285 S \* 5/2008 Lee ..... D14/138 G

- D573,548 S \* 7/2008 Chouji ..... D13/168
- D591,182 S 4/2009 Schoenherr et al.
- D598,396 S \* 8/2009 Lee ..... D13/162
- D613,626 S 4/2010 Wang
- D613,825 S \* 4/2010 Ishikawa ..... D23/254
- D631,946 S 2/2011 Allard et al.
- D634,276 S \* 3/2011 Chou ..... D13/162
- D669,865 S 10/2012 Gilbert et al.
- D669,866 S 10/2012 Gilbert et al.
- D669,867 S \* 10/2012 Gilbert ..... D10/49

(Continued)

**OTHER PUBLICATIONS**

Moen, Kohler, Grohe, Tissino, Dombrecht, Hansgrohe, Delta, MrSteam, and Graff products shown in the cited document were publicly available prior to Sep. 9, 2015, 12 pages.

*Primary Examiner* — Robert A Delehanty

(74) *Attorney, Agent, or Firm* — Calfee, Halter & Griswold LLP

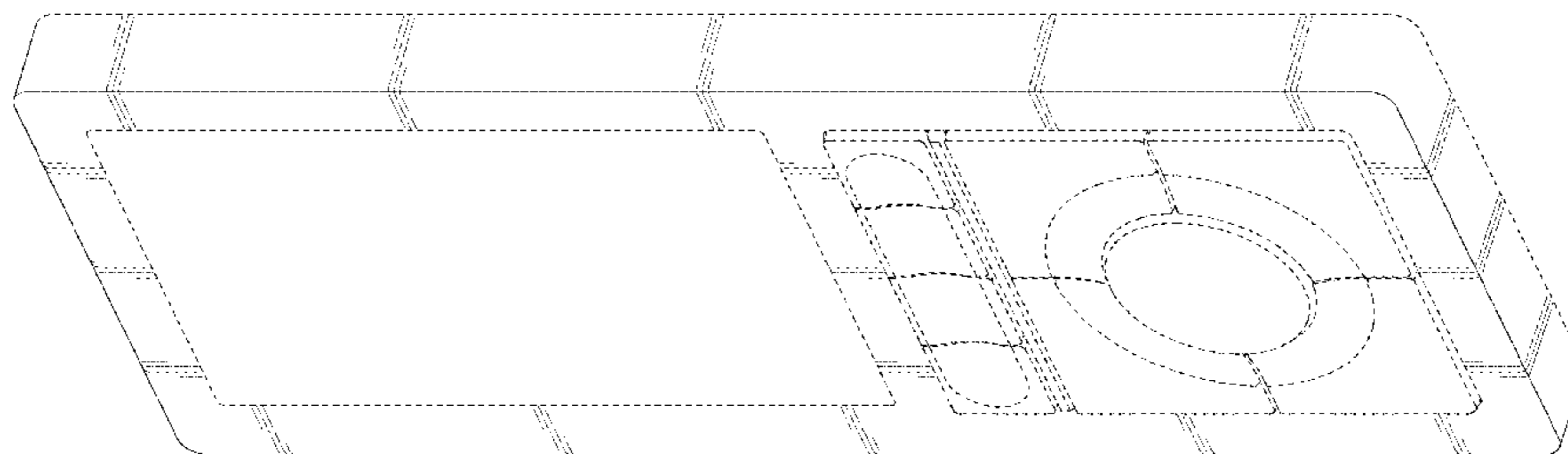
(57) **CLAIM**

The ornamental design for a shower controller, as shown and described.

**DESCRIPTION**

FIG. 1 is a perspective view of a shower controller of the new design;  
 FIG. 2 is a front elevational view of the shower controller of FIG. 1;  
 FIG. 3 is a left side elevational view of the shower controller of FIG. 1;  
 FIG. 4 is a right side elevational view of the shower controller of FIG. 1;  
 FIG. 5 is a top plan view of the shower controller of FIG. 1; and,  
 FIG. 6 is a bottom plan view of the shower controller of FIG. 1.  
 The portions of the Figures shown in broken lines are not part of the claimed design and are for illustration only.

**1 Claim, 3 Drawing Sheets**



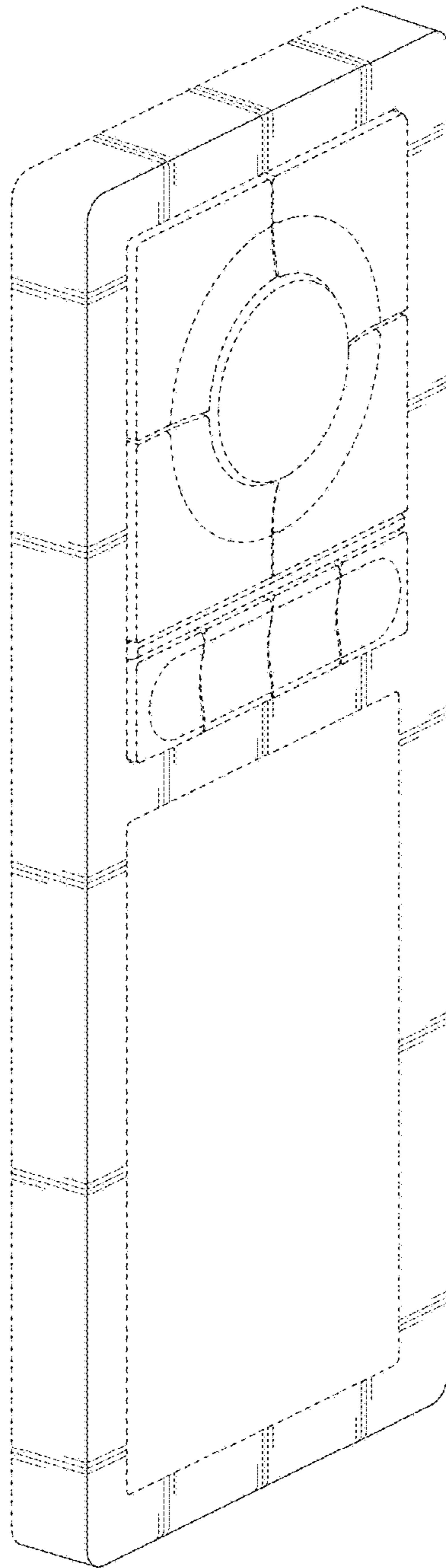
(56)

**References Cited**

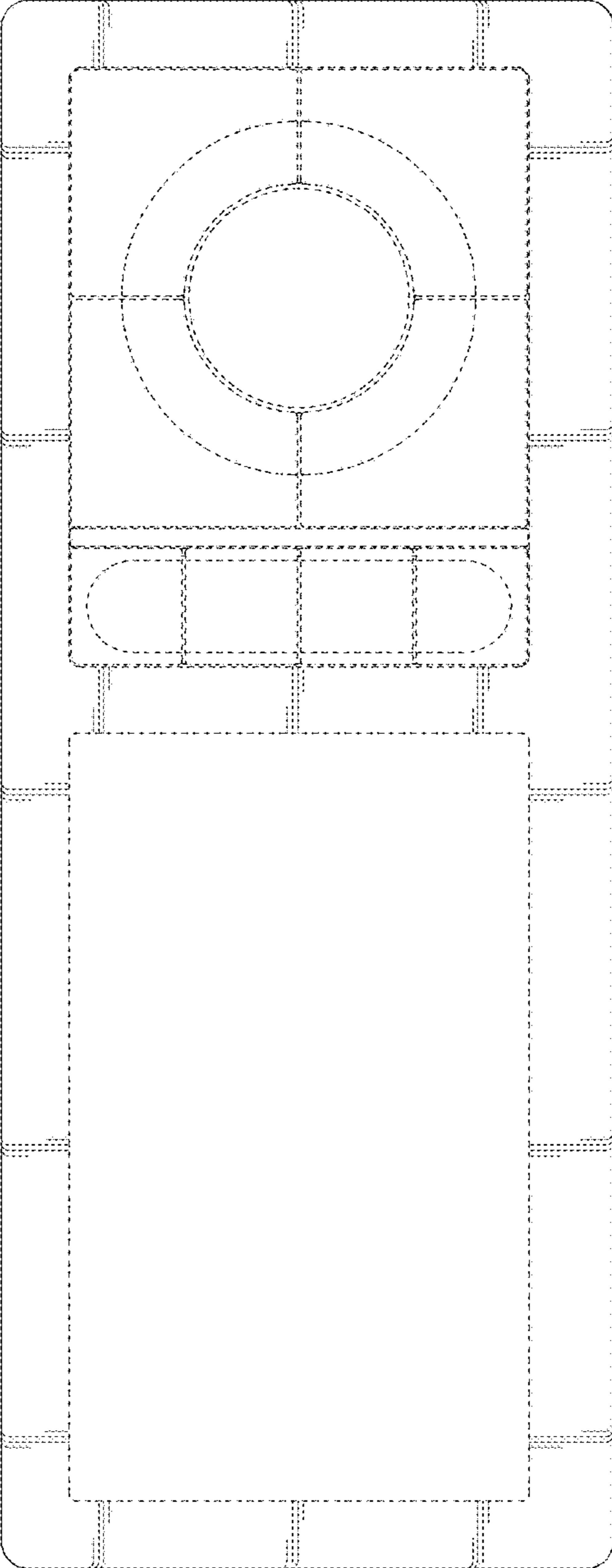
U.S. PATENT DOCUMENTS

8,416,198	B2	4/2013	Rathnam et al.	
D717,742	S	11/2014	Larkin et al.	
D726,663	S *	4/2015	Clymer .....	D13/162
9,574,331	B2 *	2/2017	Wright .....	E03C 1/0408
D795,786	S *	8/2017	Smallhorn .....	D12/345
D818,970	S *	5/2018	Zhou .....	D13/168
10,002,731	B2 *	6/2018	Wang .....	H01H 23/28
D825,497	S *	8/2018	Mizushi .....	D13/168
2015/0221206	A1	8/2015	Schneider, II et al.	

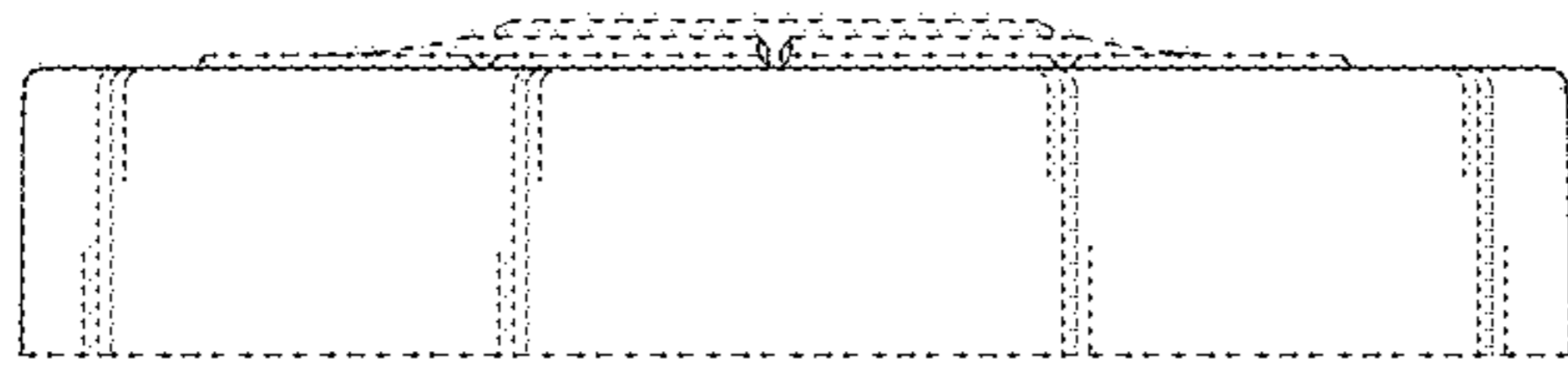
\* cited by examiner



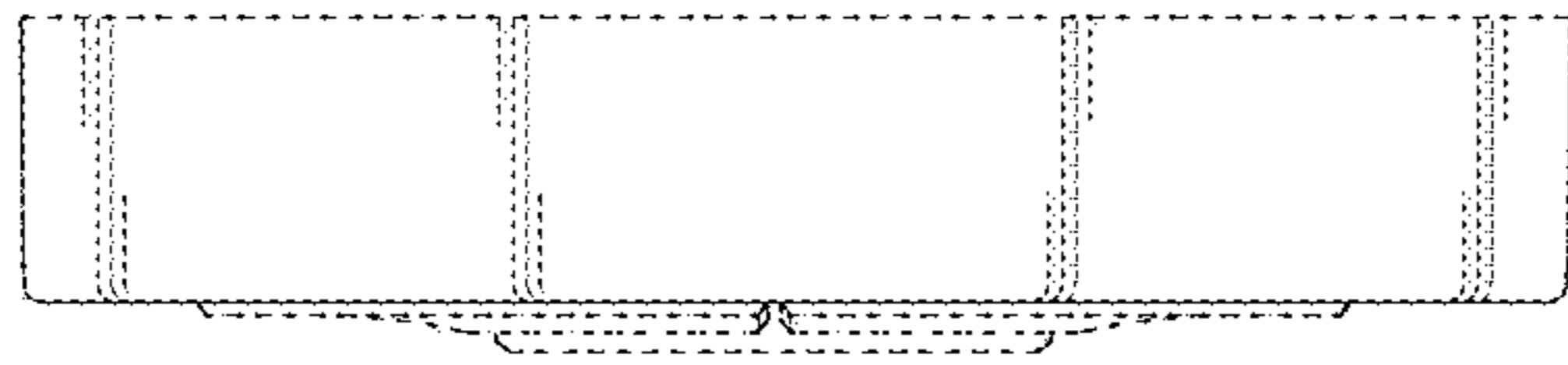
**FIG. 1**



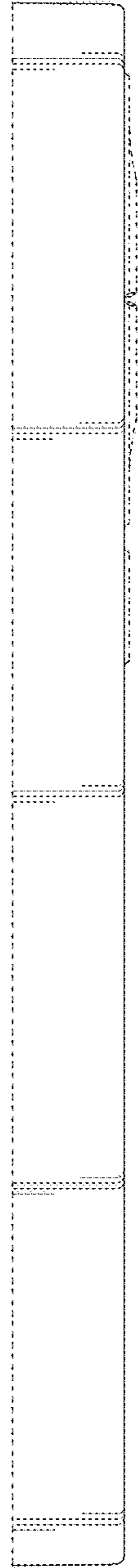
**FIG. 2**



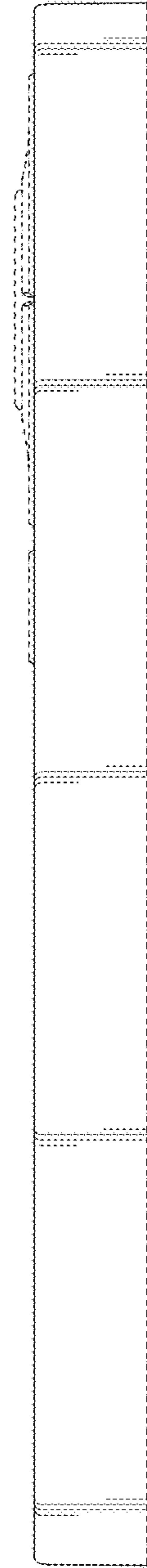
**FIG. 3**



**FIG. 4**



**FIG. 5**



**FIG. 6**