



US00D859572S

(12) **United States Design Patent** (10) **Patent No.:** **US D859,572 S**
Rae (45) **Date of Patent:** **** Sep. 10, 2019**

- (54) **KNIFE**
- (71) Applicant: **Kit Rae**, Kodak, TN (US)
- (72) Inventor: **Kit Rae**, Kodak, TN (US)
- (73) Assignee: **Bud K Worldwide, Inc.**, Moultrie, GA (US)
- (**) Term: **15 Years**
- (21) Appl. No.: **29/635,511**
- (22) Filed: **Jan. 31, 2018**
- (51) **LOC (12) Cl.** **22-05**
- (52) **U.S. Cl.**
USPC **D22/118**
- (58) **Field of Classification Search**
USPC D22/118, 117, 199; D8/95-99, 107;
D21/568; 30/294-295, 151-154, 160,
30/142
CPC A22B 3/10; B26B 29/025; B26B 3/00;
B26B 11/00; Y10T 16/476; Y10T 83/04
See application file for complete search history.

D513,300 S * 12/2005 Rae D22/118
D517,157 S * 3/2006 Rae D22/118
2006/0288828 A1* 12/2006 Rondinone A22B 3/10
30/142

OTHER PUBLICATIONS

Webpages from <https://www.microtechknives.com/knives/jagdkommando/>, Date of printing Jan. 31, 2018.

* cited by examiner

Primary Examiner — Catherine R Oliver-Garcia
(74) *Attorney, Agent, or Firm* — Fox Rothschild LLP

(57) **CLAIM**

The ornamental design for a knife, as shown and described.

DESCRIPTION


FIG. 1 is a front perspective view of the knife showing my new design;
FIG. 2 is a top plan view thereof;
FIG. 3 is a bottom plan view thereof;
FIG. 4 is a right elevation view thereof;
FIG. 5 is a left elevation view thereof;
FIG. 6 is a rear elevation view thereof; and,
FIG. 7 is a front elevation view thereof.
The broken lines shown in the drawings depict portions of the knife that form no part of the claimed design.

1 Claim, 4 Drawing Sheets

(56) **References Cited**

U.S. PATENT DOCUMENTS

D225,527 S * 12/1972 Cole D22/118
D491,996 S * 6/2004 Rae D22/118
D501,909 S * 2/2005 Rae D22/118






FIG. 1

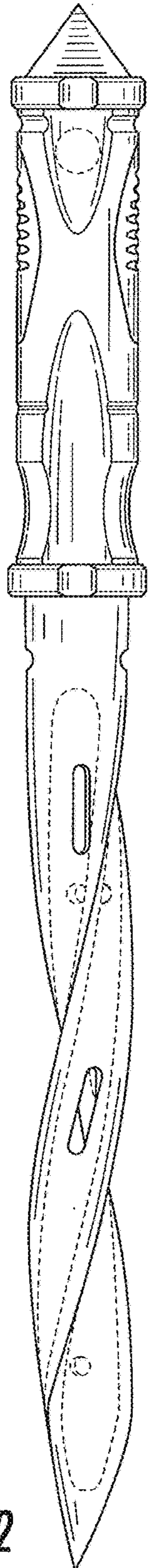


FIG. 2

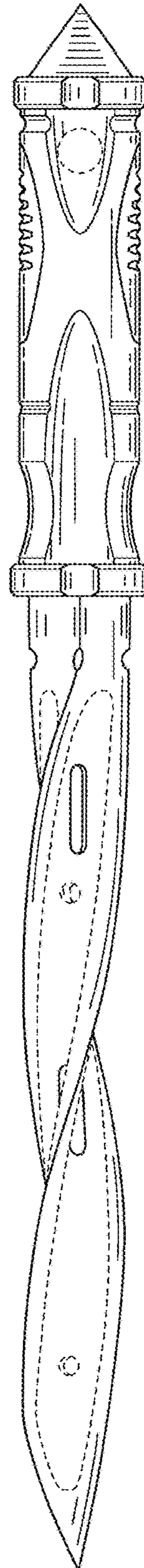


FIG. 3

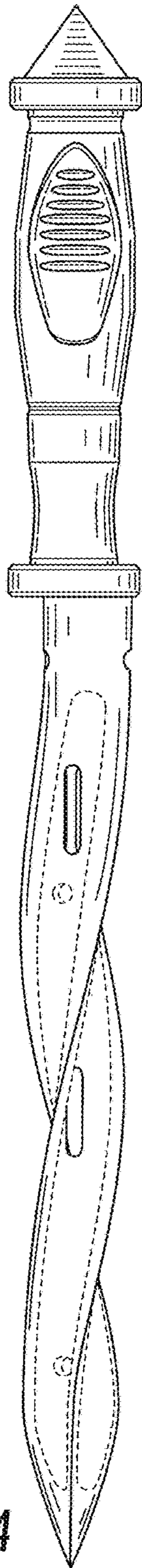


FIG. 4

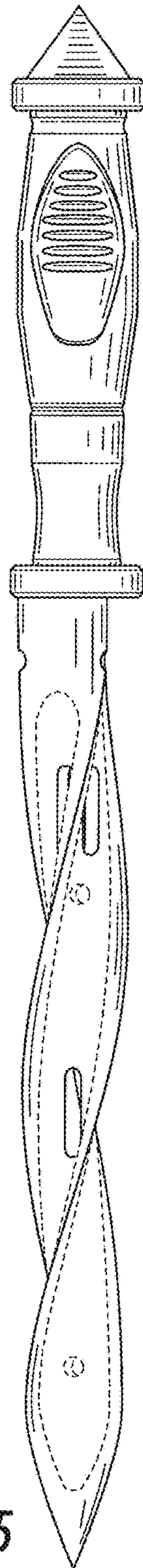


FIG. 5

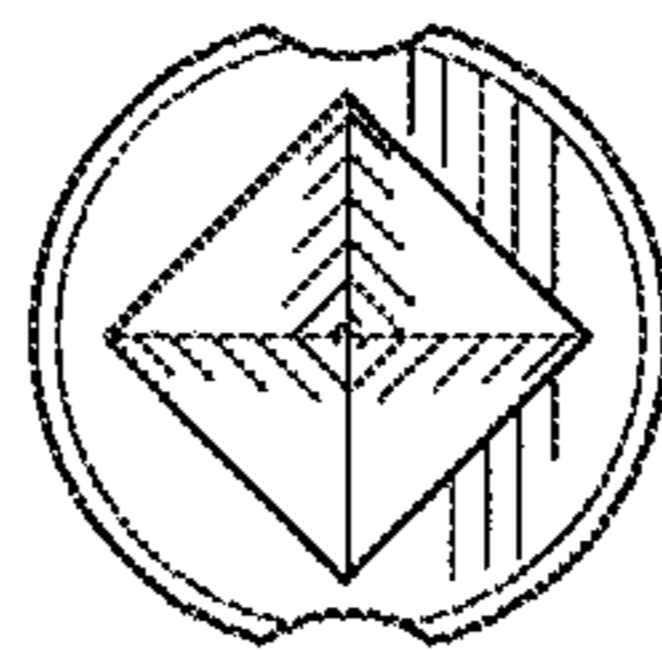


FIG. 6

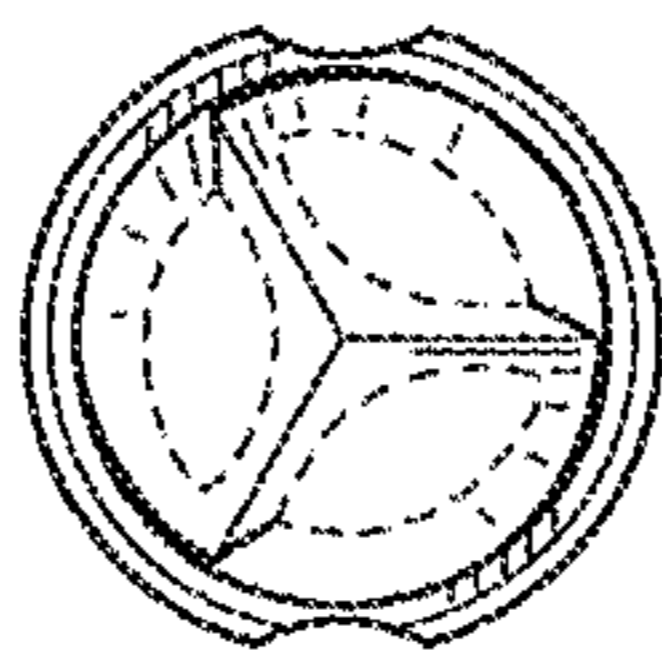


FIG. 7