



US00D859562S

(12) **United States Design Patent**  
**Nordin et al.**

(10) **Patent No.:** **US D859,562 S**

(45) **Date of Patent:** **\*\* Sep. 10, 2019**

- (54) **SEMI-CIRCULAR SWING**
- (71) Applicant: **Detroit Design Center, LLC**, Detroit, MI (US)
- (72) Inventors: **Ronald Erik Nordin**, Detroit, MI (US); **Israel Nordin**, Detroit, MI (US)
- (73) Assignee: **Detroit Design Center, LLC**, Detroit, MI (US)
- (\*\*) Term: **15 Years**
- (21) Appl. No.: **29/644,982**
- (22) Filed: **Apr. 23, 2018**
- (51) **LOC (12) Cl.** ..... **21-02**
- (52) **U.S. Cl.**  
USPC ..... **D21/823**
- (58) **Field of Classification Search**  
USPC ..... D21/822-825  
CPC ..... A63G 9/00-9/22  
See application file for complete search history.

- D214,574 S \* 7/1969 Cohn ..... D21/797
- 3,825,299 A \* 7/1974 Gaucher ..... A47C 3/0255  
297/157.1
- 3,826,492 A \* 7/1974 Hagan ..... A63G 9/00  
472/118
- D278,549 S \* 4/1985 Kristich ..... D21/823
- D331,092 S \* 11/1992 Coddington, Jr. .... D21/823
- D340,103 S \* 10/1993 Nolan ..... D21/824
- D358,618 S \* 5/1995 Ryaa ..... D21/493
- D619,187 S \* 7/2010 Couch ..... D21/823
- D769,393 S \* 10/2016 Chen ..... D21/823
- 9,468,296 B1 \* 10/2016 Chen ..... A63G 9/00
- D810,222 S \* 2/2018 Howeler ..... D21/823
- D810,853 S \* 2/2018 Bertschy ..... D21/823

\* cited by examiner

*Primary Examiner* — Mitchell I. Siegel

(74) *Attorney, Agent, or Firm* — Varnum, Riddering, Schmidt & Howlett LLP

(57) **CLAIM**

We claim the ornamental design for the semi-circular swing, as shown and described.

(56) **References Cited**

U.S. PATENT DOCUMENTS

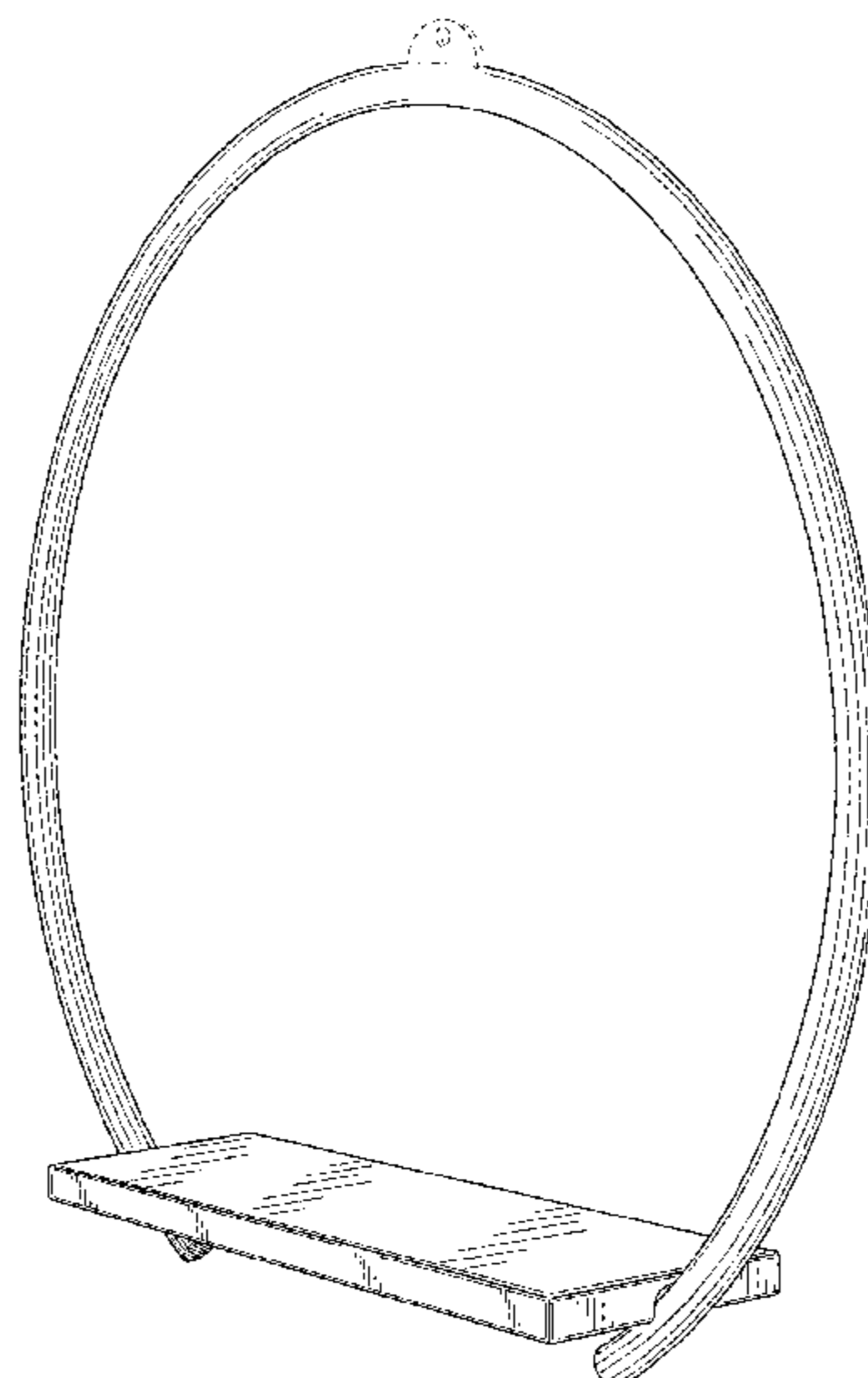
- 1,227,686 A \* 5/1917 Stark et al. .... G09F 19/08  
340/331
- 1,596,071 A \* 8/1926 Spross ..... A47D 13/105  
297/245
- 2,638,967 A \* 5/1953 Morton, Jr. .... A63G 9/12  
297/232
- 3,044,774 A \* 7/1962 Hannas ..... A63G 9/00  
297/77
- 3,186,711 A \* 6/1965 Morrow ..... A63B 69/0091  
472/118
- D214,573 S \* 7/1969 Cohn ..... D21/797

**DESCRIPTION**

FIG. 1 is a front perspective view of a semi-circular swing; FIG. 2 is a front view of a semi-circular swing; FIG. 3 is a side view of a semi-circular swing; FIG. 4 is a top view of a semi-circular swing; and, FIG. 5 is an bottom view of a semi-circular swing.

The broken line showing is included for the purpose of illustrating unclaimed subject matter and forms no part of the claimed design.

**1 Claim, 3 Drawing Sheets**






Fig. 1

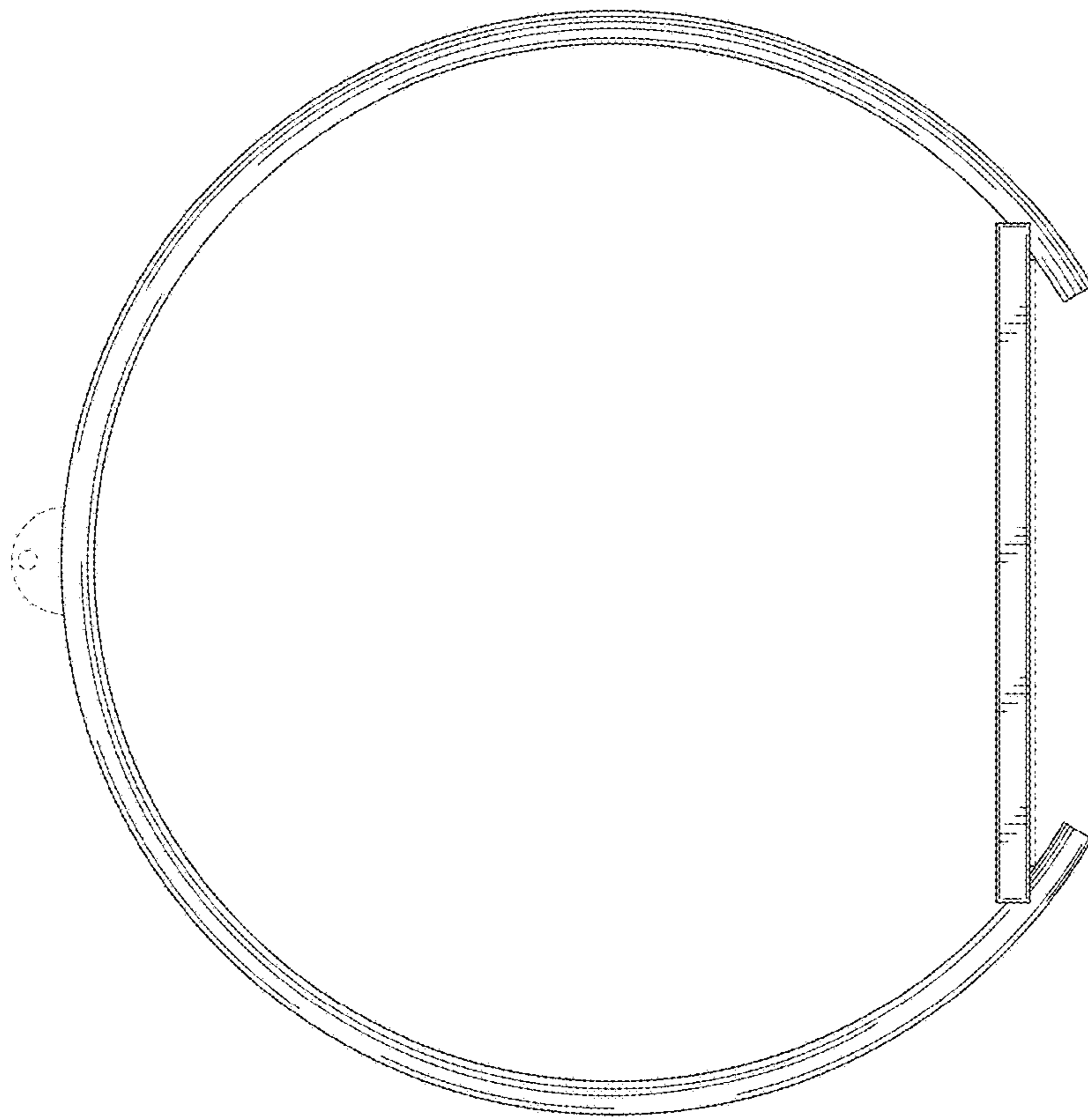


Fig. 2

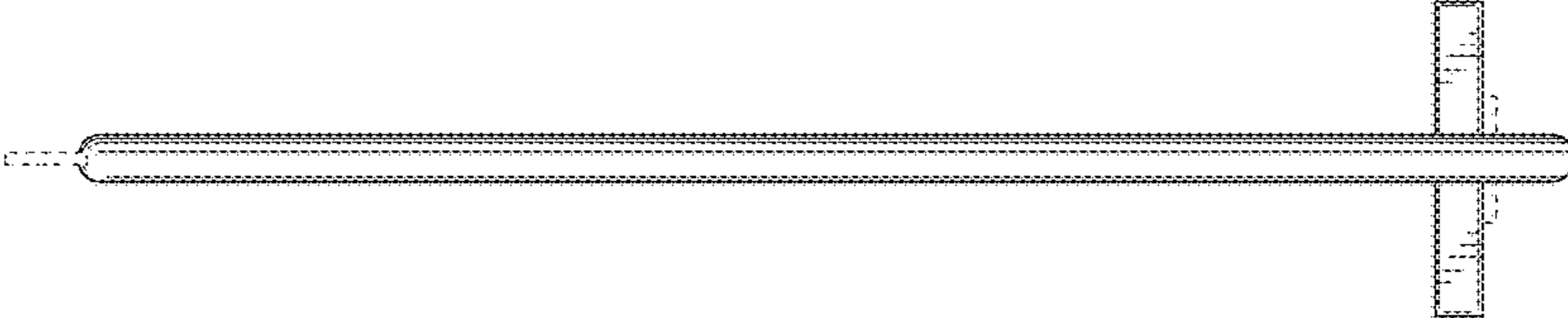


Fig. 3

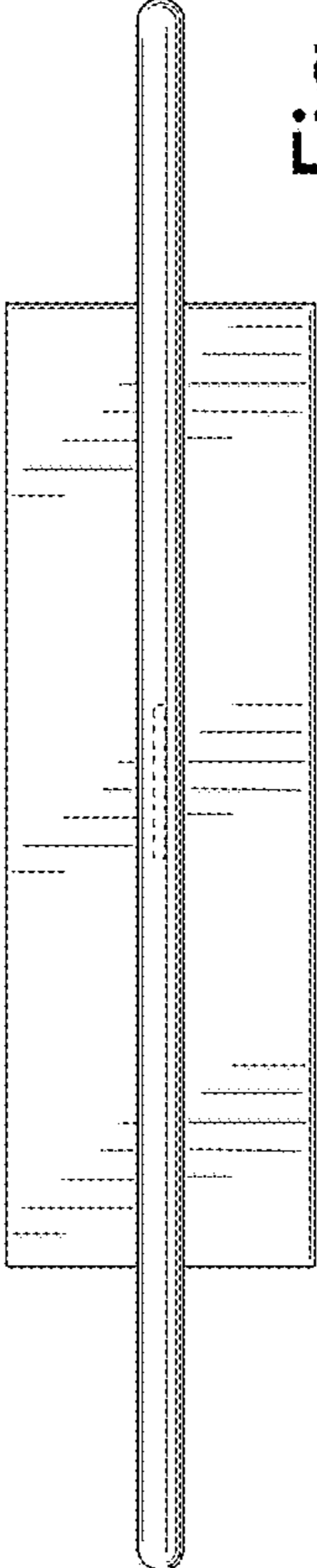


Fig. 4

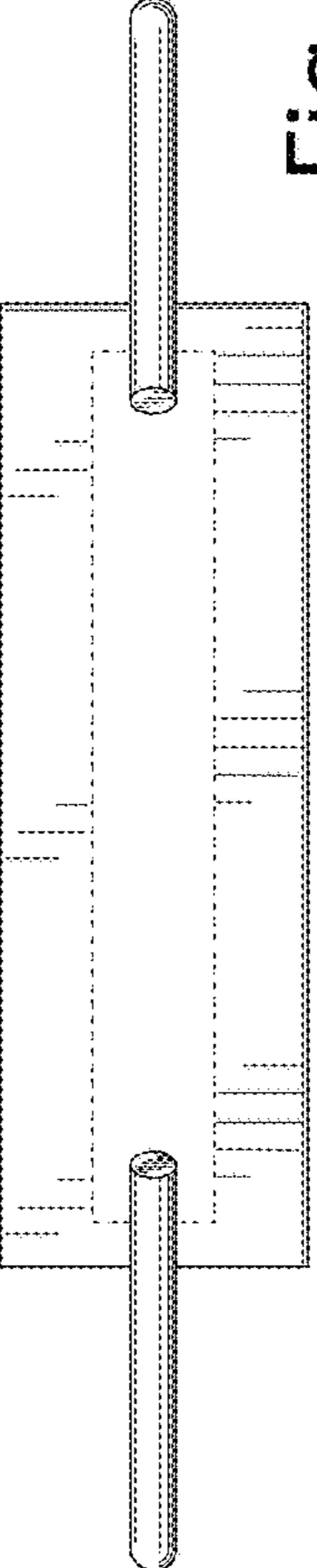


Fig. 5