



US00D859561S

(12) **United States Design Patent**  
**Nordin et al.**

(10) **Patent No.:** **US D859,561 S**

(45) **Date of Patent:** **\*\* Sep. 10, 2019**

(54) **CIRCULAR SWING**

(71) Applicant: **Detroit Design Center, LLC**, Detroit, MI (US)

(72) Inventors: **Ronald Erik Nordin**, Detroit, MI (US);  
**Israel Nordin**, Detroit, MI (US)

(73) Assignee: **Detroit Design Center, LLC**, Detroit, MI (US)

(\*\*) Term: **15 Years**

(21) Appl. No.: **29/644,980**

(22) Filed: **Apr. 23, 2018**

(51) **LOC (12) Cl.** ..... **21-02**

(52) **U.S. Cl.**  
USPC ..... **D21/823**

(58) **Field of Classification Search**  
USPC ..... D21/822–825  
CPC ..... A63G 9/00–9/22  
See application file for complete search history.

(56) **References Cited**

U.S. PATENT DOCUMENTS

1,227,686	A *	5/1917	Stark et al.	.....	G09F 19/08 340/331
1,596,071	A *	8/1926	Spross	.....	A47D 13/105 297/245
2,638,967	A *	5/1953	Morton, Jr.	.....	A63G 9/12 297/232
3,044,774	A *	7/1962	Hannas	.....	A63G 9/00 297/77
3,186,711	A *	6/1965	Morrow	.....	A63B 69/0091 472/118
D214,573	S *	7/1969	Cohn	.....	D21/797

D214,574	S *	7/1969	Cohn	.....	D21/797
3,825,299	A *	7/1974	Gaucher	.....	A47C 3/0255 297/157.1
3,826,492	A *	7/1974	Hagan	.....	A63G 9/00 472/118
D278,549	S *	4/1985	Kristich	.....	D21/823
D331,092	S *	11/1992	Coddington, Jr.	.....	D21/823
D340,103	S *	10/1993	Nolan	.....	D21/824
D358,618	S *	5/1995	Ryaa	.....	D21/493
D619,187	S *	7/2010	Couch	.....	D21/823
D769,393	S *	10/2016	Chen	.....	D21/823
9,468,296	B1 *	10/2016	Chen	.....	A63G 9/00
D810,222	S *	2/2018	Howeler	.....	D21/823
D810,853	S *	2/2018	Bertschy	.....	D21/823

\* cited by examiner

*Primary Examiner* — Mitchell I. Siegel

(74) *Attorney, Agent, or Firm* — Venum, Riddering, Schmidt & Howlett LLP

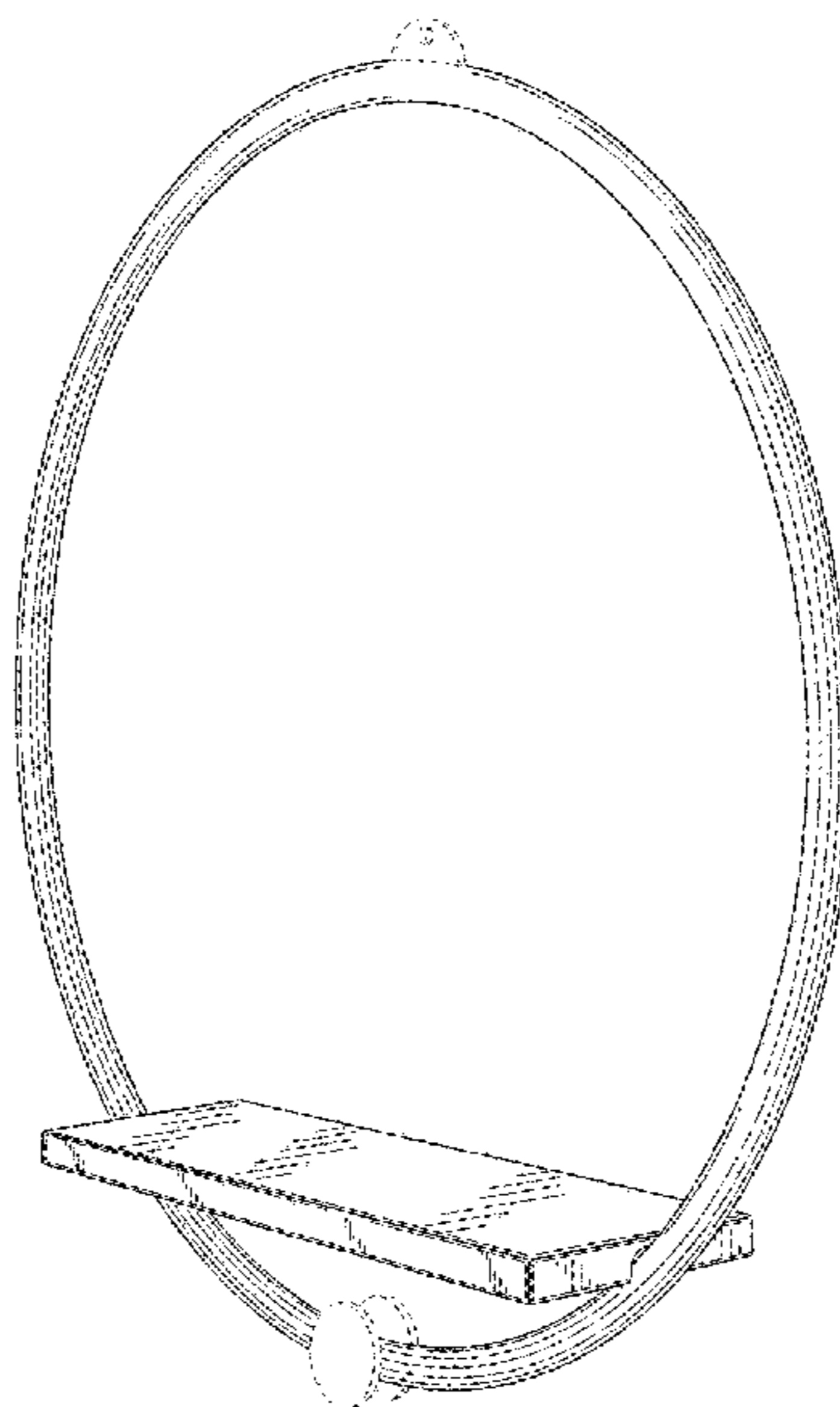
(57) **CLAIM**

We claim the ornamental design for the circular swing, as shown and described.

**DESCRIPTION**

FIG. 1 is a front perspective view of a circular swing;  
FIG. 2 is a front view of a circular swing;  
FIG. 3 is a side view of a circular swing;  
FIG. 4 is a top view of a circular swing; and,  
FIG. 5 is an bottom view of a circular swing.  
The broken line showing is included for the purpose of illustrating unclaimed subject matter and forms no part of the claimed design.

**1 Claim, 3 Drawing Sheets**



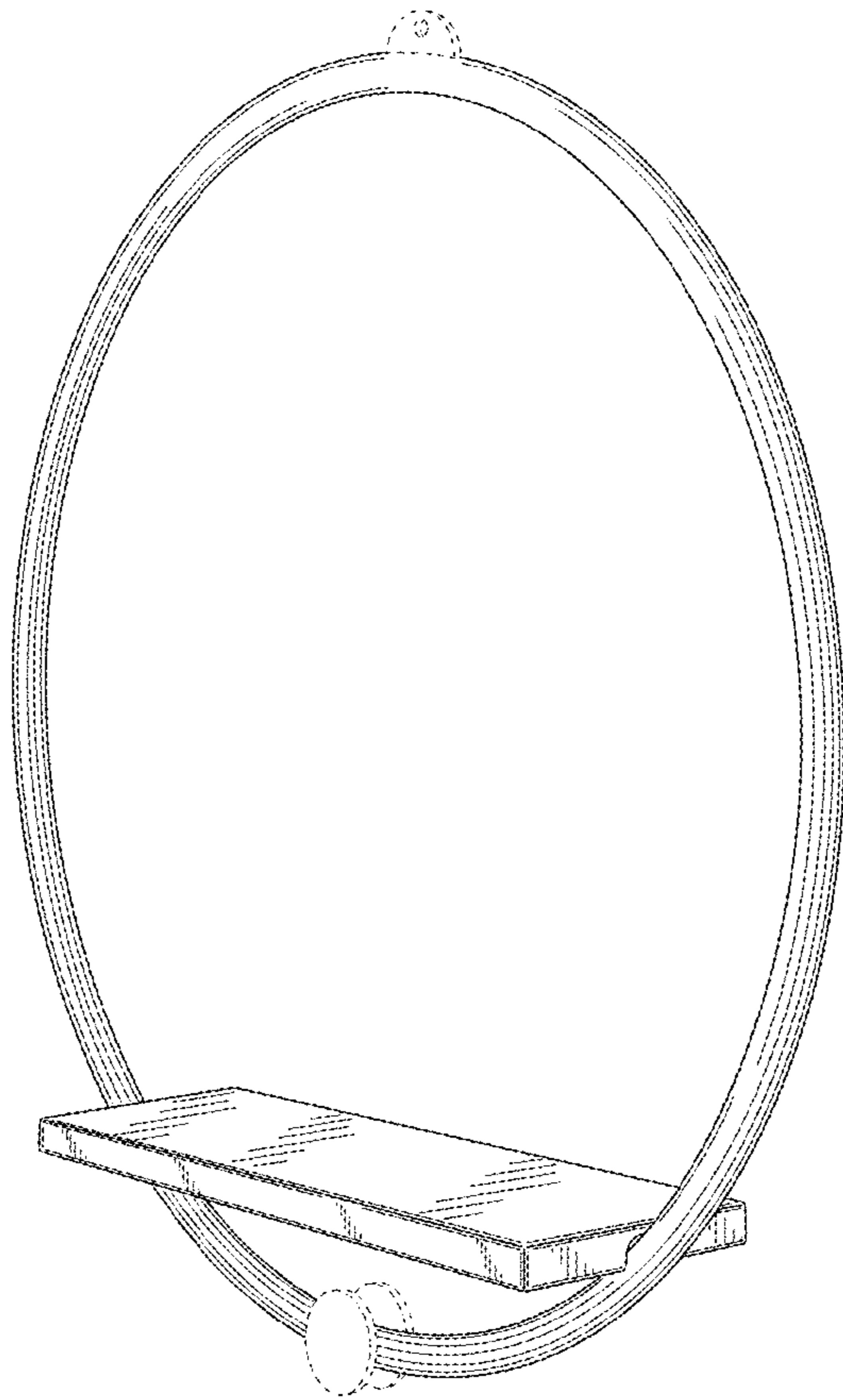


Fig. 1

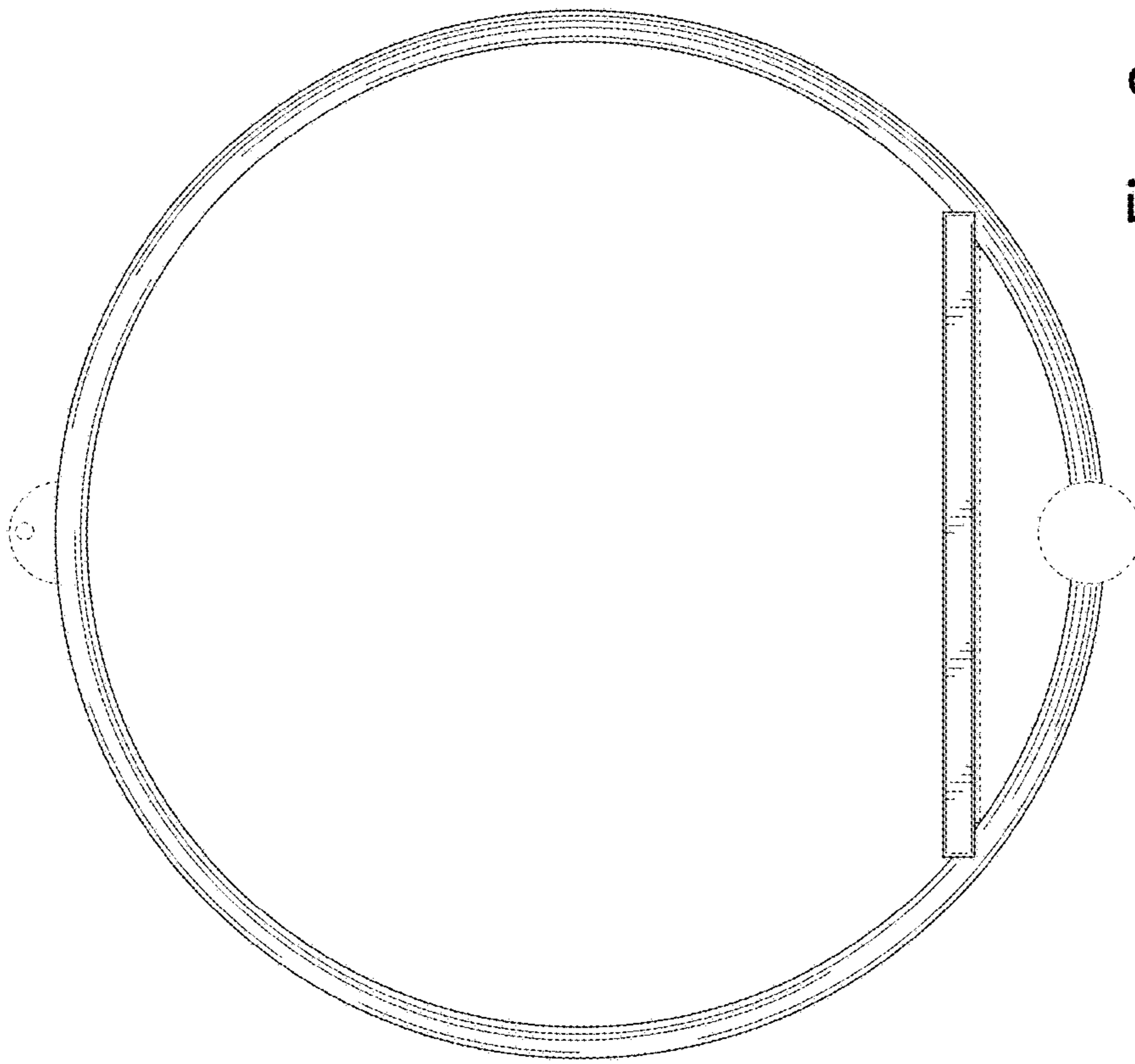


Fig. 2

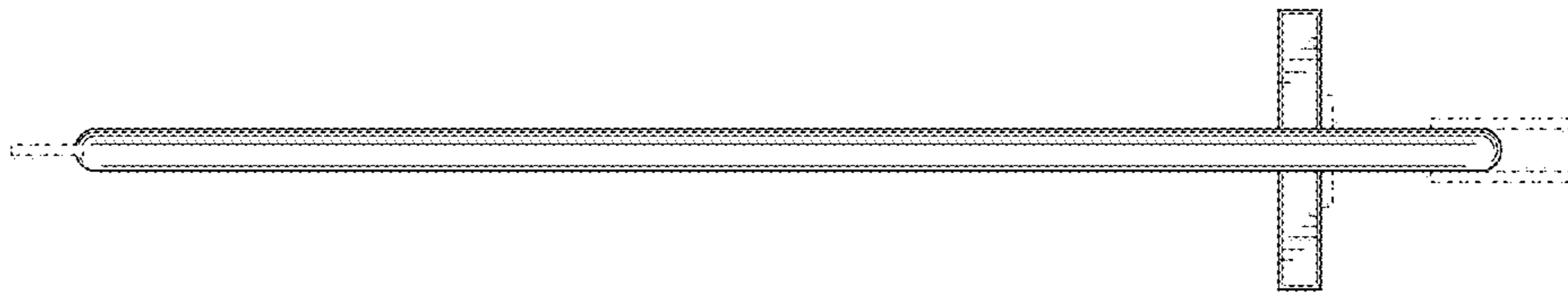


Fig. 3

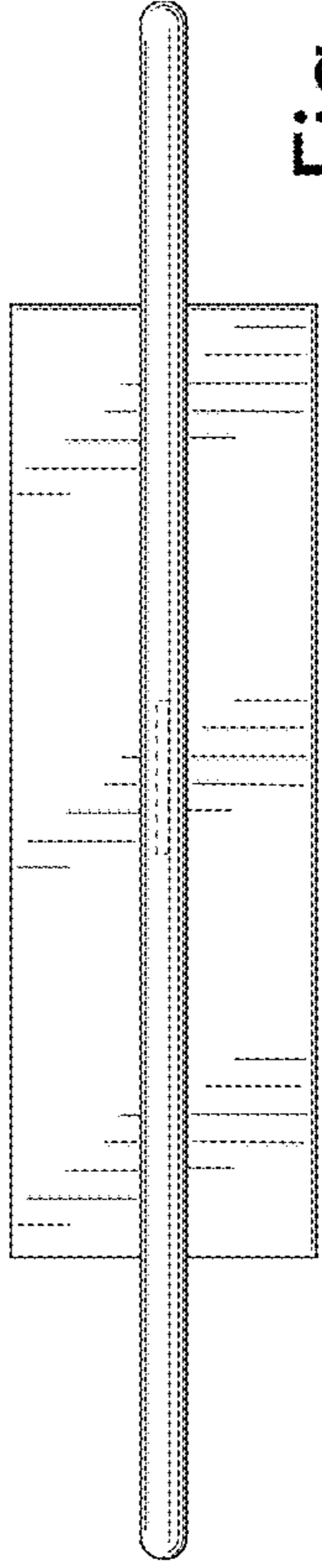


Fig. 4




Fig. 5