



US00D859556S

(12) **United States Design Patent**  
**Kumpis**

(10) **Patent No.:** **US D859,556 S**

(45) **Date of Patent:** **\*\* Sep. 10, 2019**

- (54) **GOLF BALL MARKER**
- (71) Applicant: **Nicholas Kumpis**, Huntington Beach, CA (US)
- (72) Inventor: **Nicholas Kumpis**, Huntington Beach, CA (US)
- (\*\*) Term: **15 Years**
- (21) Appl. No.: **29/644,897**
- (22) Filed: **Apr. 20, 2018**
- (51) **LOC (12) Cl.** ..... **21-02**
- (52) **U.S. Cl.**  
USPC ..... **D21/794**
- (58) **Field of Classification Search**  
USPC ..... D21/789, 793, 794  
CPC ..... A63B 57/353; A63B 57/207; A63B 57/00;  
A63B 57/30; A63B 57/35; A63B 57/50  
See application file for complete search history.

- D616,953 S \* 6/2010 Shinki ..... D21/794
- D622,799 S \* 8/2010 Cameron ..... A63B 59/50  
D21/794
- 8,016,698 B2 \* 9/2011 Cameron ..... A63B 57/50  
473/406
- D661,761 S \* 6/2012 Cameron ..... D21/794
- D662,165 S \* 6/2012 Kragerud ..... D21/794
- D669,551 S \* 10/2012 Perez ..... D21/794
- D704,291 S \* 5/2014 Snyder ..... D21/794
- D710,473 S \* 8/2014 Kragerud ..... D21/794
- D721,152 S \* 1/2015 Kokoska ..... D21/794
- D779,608 S \* 2/2017 Gardiner ..... D21/793
- D826,355 S \* 8/2018 Kenny ..... D21/793
- D828,887 S \* 9/2018 Kenny ..... D21/793

\* cited by examiner

*Primary Examiner* — Mitchell I. Siegel  
(74) *Attorney, Agent, or Firm* — Hankin Patent Law, APC; Kevin Schraven; Anooj Patel

(57) **CLAIM**

The ornamental design for the golf ball maker, as shown and described.

(56) **References Cited**

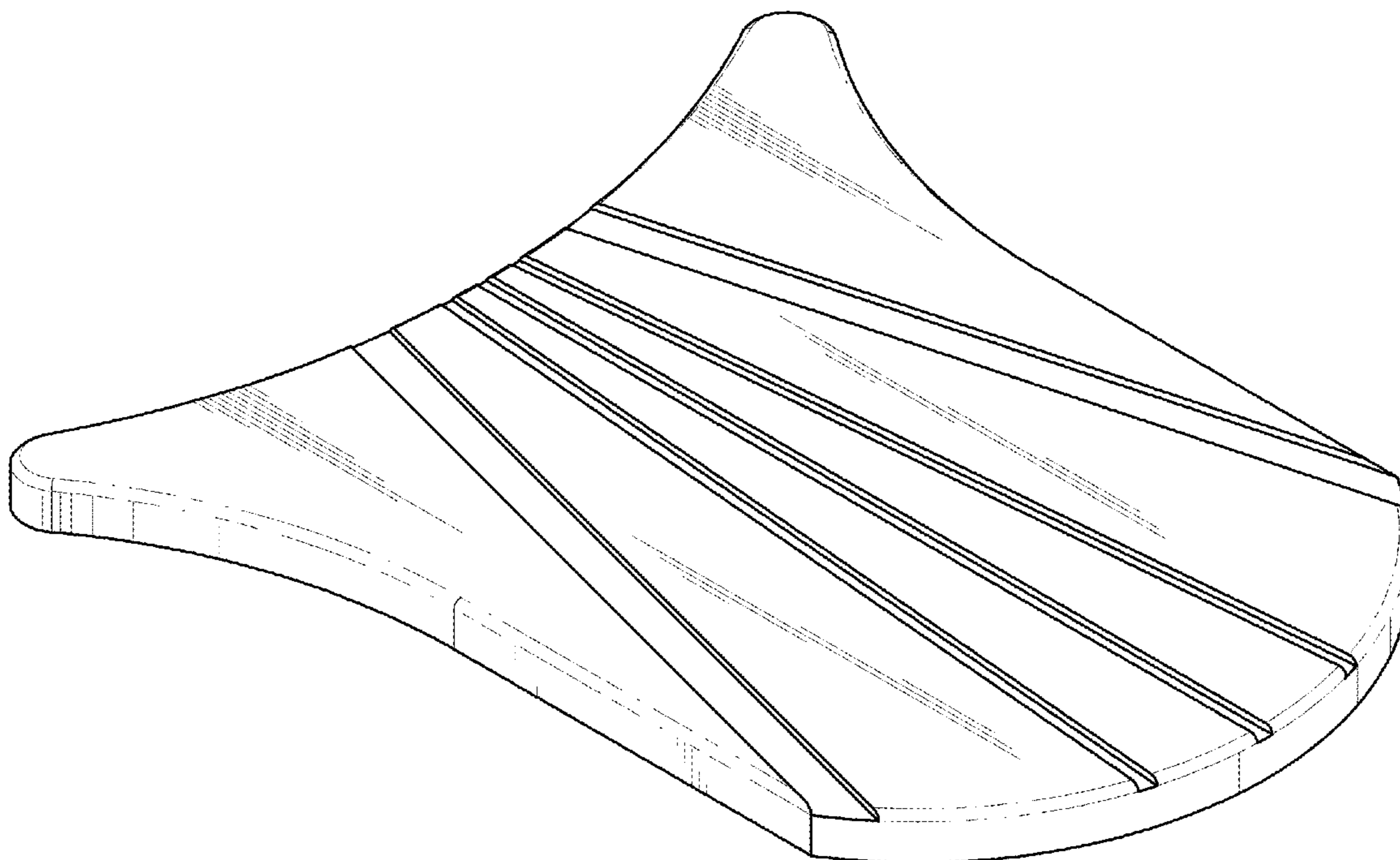
U.S. PATENT DOCUMENTS

- 4,521,018 A \* 6/1985 Cotchonis ..... A63B 57/353  
473/406
- 5,356,133 A \* 10/1994 Bellagamba ..... A63B 57/353  
473/406
- 5,437,446 A \* 8/1995 Youngkin ..... A63B 69/3676  
473/409
- D405,858 S \* 2/1999 Wolff ..... D21/386
- D428,954 S \* 8/2000 Tate ..... D21/793
- D520,588 S \* 5/2006 Morgan ..... D21/794
- D533,460 S \* 12/2006 Terrasi ..... D9/600
- D583,893 S \* 12/2008 Ruff ..... D21/794

**DESCRIPTION**

FIG. 1 is a top perspective view of the golf ball marker showing my new design.  
FIG. 2 is a top plan view thereof;  
FIG. 3 is a bottom plan view thereof;  
FIG. 4 is a front view thereof;  
FIG. 5 is a rear view thereof;  
FIG. 6 is a left side view thereof; and,  
FIG. 7 is a right side view thereof.

**1 Claim, 5 Drawing Sheets**



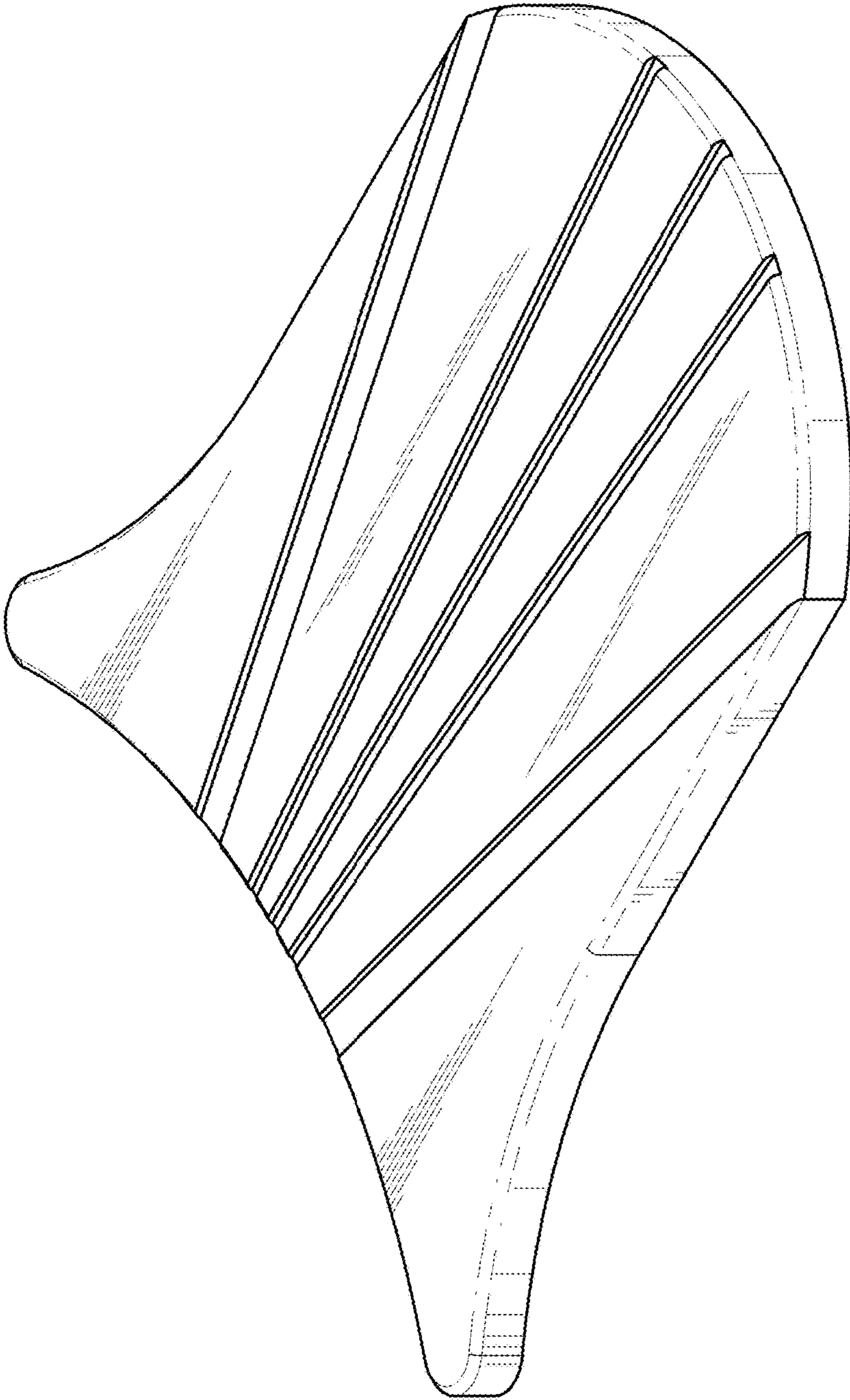
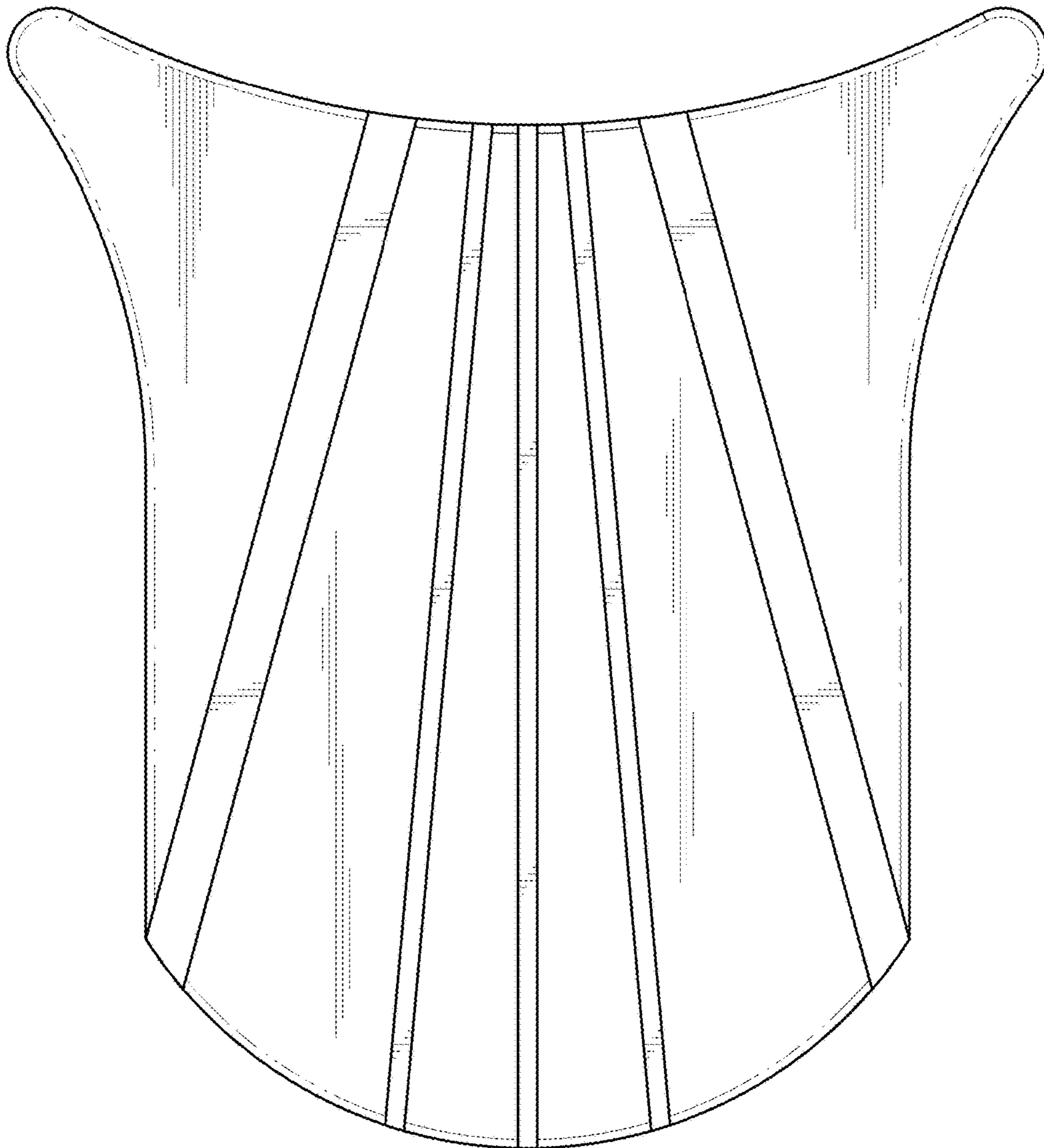
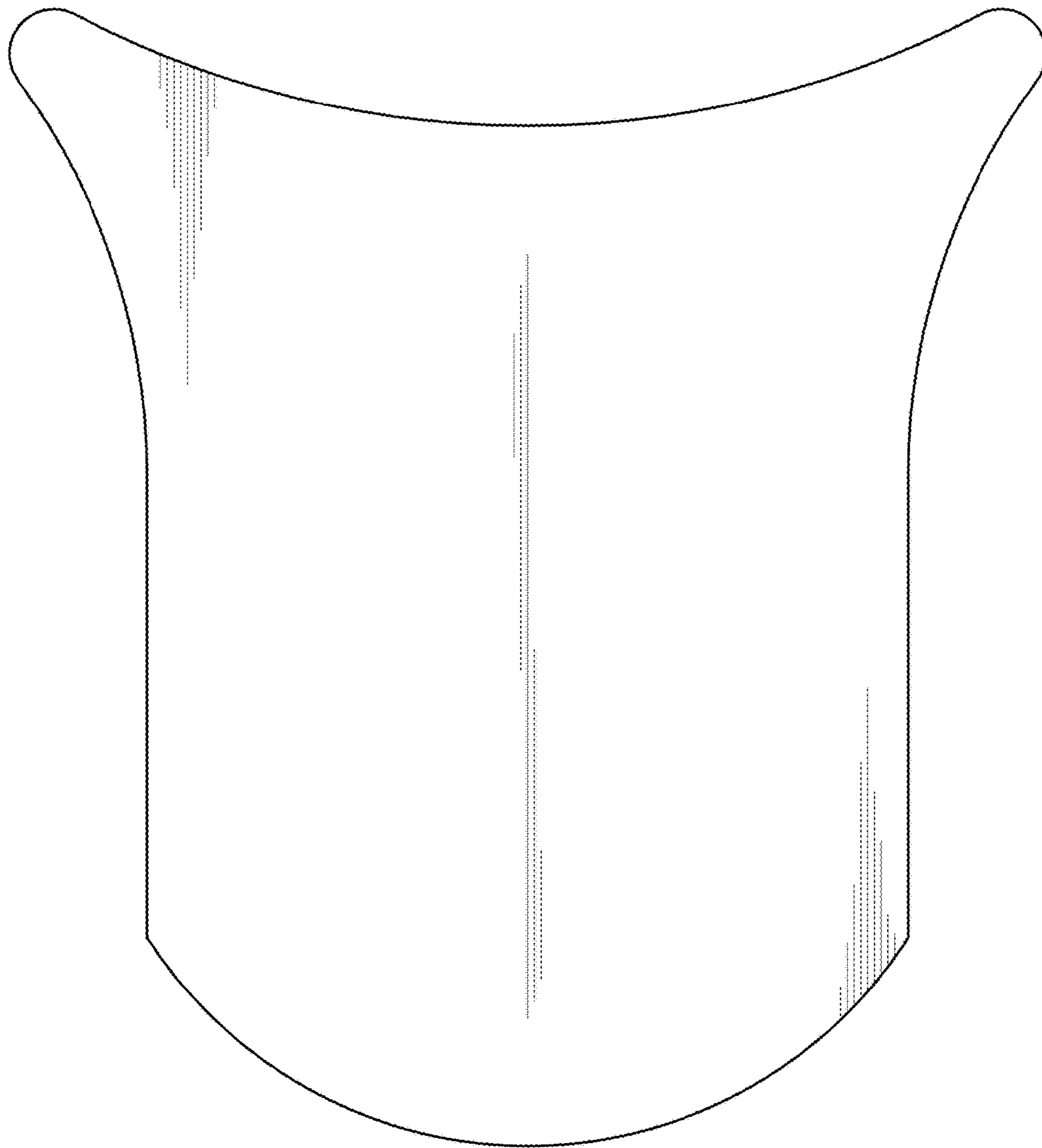


FIG. 1



*FIG. 2*



*FIG. 3*



*FIG. 4*



*FIG. 5*



*FIG. 6*



*FIG. 7*