



US00D859527S

(12) **United States Design Patent** (10) **Patent No.:** **US D859,527 S**
McBride, Jr. et al. (45) **Date of Patent:** **** Sep. 10, 2019**

- (54) **ROLLERBALL MARKER** 4,736,943 A * 4/1988 Fukuda A63H 13/02
446/310
- (71) Applicant: **CRAYOLA, LLC**, Easton, PA (US) 4,817,936 A * 4/1989 Matsuda A63H 13/02
446/310
- (72) Inventors: **John D. McBride, Jr.**, Easton, PA D312,845 S * 12/1990 Matsuda D21/479
(US); **Roseld V. Laguatan**, Bath, PA D324,062 S * 2/1992 Bengtsson D18/14
(US) D328,310 S * 7/1992 Yoshinaga D11/117
D348,199 S * 6/1994 Kiehl D8/107
D355,674 S * 2/1995 Moeck D19/163
D394,875 S * 6/1998 Izushima D19/173
- (73) Assignee: **Crayola LLC**, Easton, PA (US) (Continued)
- (**) Term: **15 Years**

- (21) Appl. No.: **29/584,544**
- (22) Filed: **Nov. 15, 2016**
- (51) **LOC (12) Cl.** **19-06**
- (52) **U.S. Cl.**
USPC **D19/200**; D19/901
- (58) **Field of Classification Search**
USPC D14/411; D19/115-204; D28/7, 76, 88
CPC ... B43K 7/12; B43K 8/04; B43K 8/06; B43K
19/00; B43K 19/02; B43K 19/14; B43K
21/006; B43K 21/06; B43K 23/06; B43K
24/08; B43K 8/20; A45D 34/041
See application file for complete search history.

- (56) **References Cited**
U.S. PATENT DOCUMENTS
D37,319 S * 2/1905 Goldsmith 15/431
863,306 A * 8/1907 McIntyre B43K 29/02
15/432
D124,725 S * 1/1941 Ornstein D10/31
D180,964 S * 9/1957 Sister D28/88
2,968,826 A * 1/1961 Leshin A45D 34/041
401/209
D192,310 S * 2/1962 Ayres D19/163
3,471,964 A * 10/1969 Cherry A63H 3/50
428/24
4,605,554 A * 8/1986 Prussin A45D 34/041
424/65
D293,891 S * 1/1988 Molvik D19/162

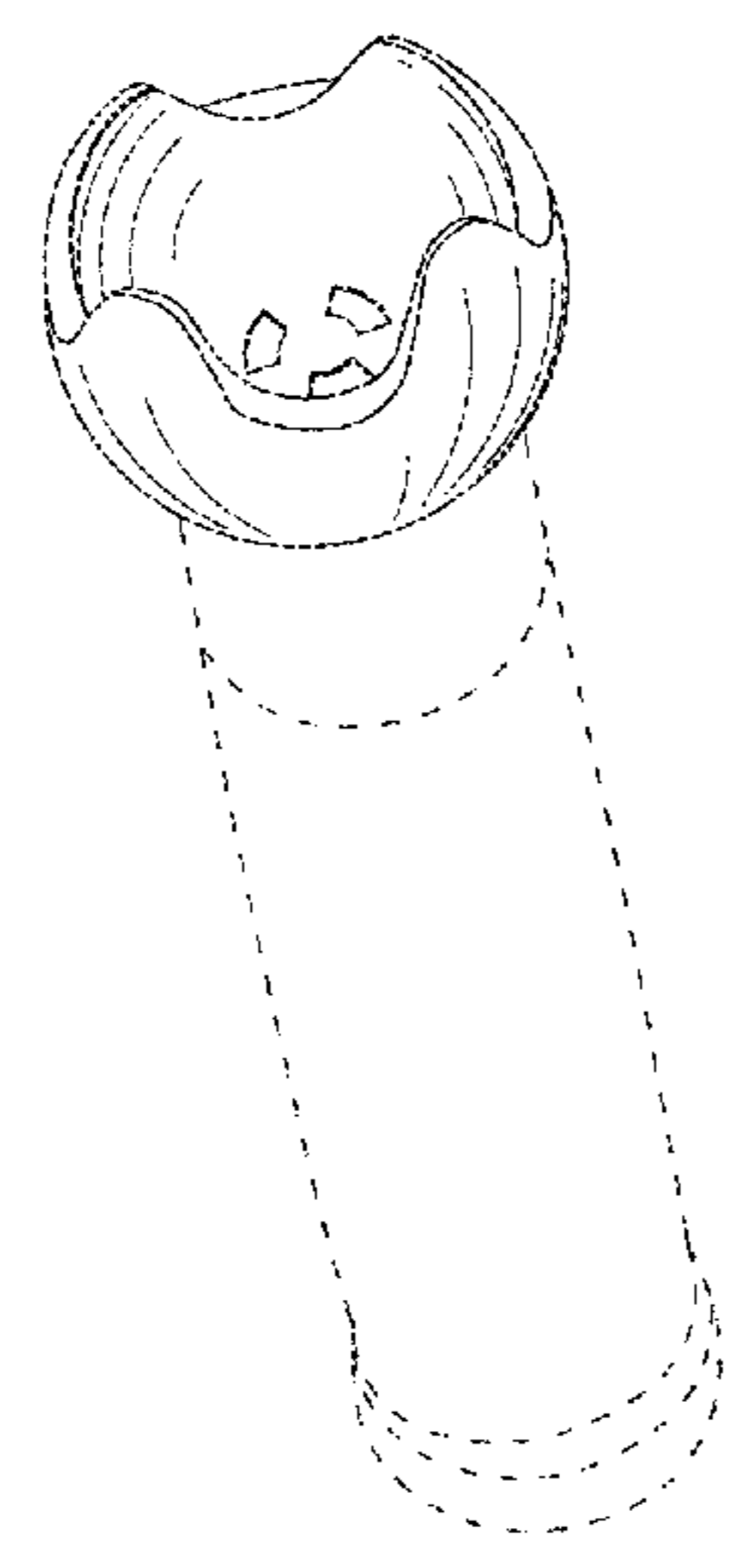
OTHER PUBLICATIONS
First Action Interview Pre-Interview Communication dated Feb. 23, 2018 in U.S. Appl. No. 15/352,285, 5 pages.
(Continued)

Primary Examiner — Elizabeth A. Albert
(74) *Attorney, Agent, or Firm* — Shook, Hardy & Bacon, LLP

(57) **CLAIM**
The ornamental design for a rollerball marker, as shown and described.

DESCRIPTION
FIG. 1 is a perspective view of a rollerball marker showing a first embodiment according to the present design; FIG. 2 is a front elevation view thereof; FIG. 3 is an elevation view rotated one-eighth from FIG. 2; FIG. 4 is a top plan view thereof; FIG. 5 is a bottom plan view thereof; and, FIG. 6 is a rear elevation view thereof. The evenly spaced broken lines shown in the drawings are included to show portions of the rollerball marker that form no part of the claimed design. The long and short broken lines that define the bounds of the claimed design form no part thereof.

1 Claim, 3 Drawing Sheets



(56)

References Cited

U.S. PATENT DOCUMENTS

D395,447 S * 6/1998 Izushima D19/176
 5,776,561 A * 7/1998 Lindauer A61L 9/01
 239/34
 5,881,742 A * 3/1999 Hunsberger A45D 33/28
 132/294
 D408,057 S * 4/1999 Izushima D19/174
 5,937,866 A * 8/1999 Magharehi A45D 19/02
 132/114
 6,132,126 A * 10/2000 Sheffler A45D 34/04
 401/209
 6,155,736 A 12/2000 Evans et al.
 D445,831 S * 7/2001 Lindner D19/162
 D448,804 S * 10/2001 Izushima D19/174
 D452,528 S * 12/2001 Izushima D19/174
 D452,877 S * 1/2002 DeLuca 48/55
 D453,790 S * 2/2002 Tsuchikura D19/119
 D455,458 S * 4/2002 Izushima D19/174
 D458,306 S * 6/2002 Moon D19/174
 D466,932 S * 12/2002 Leo D19/169
 D471,234 S * 3/2003 Okutani D19/194
 D471,588 S * 3/2003 Hu D19/166
 D474,241 S * 5/2003 Hasegawa D19/174
 D482,398 S * 11/2003 Hwang D19/163
 D487,775 S * 3/2004 Keda D19/170
 D489,087 S * 4/2004 Kent D19/166
 D489,407 S * 5/2004 Keda D19/170
 D492,347 S * 6/2004 Qiu D19/163
 7,070,352 B2 7/2006 Iida et al.
 D530,748 S * 10/2006 Kent D19/195
 7,117,818 B2 10/2006 Pappas et al.
 D541,339 S * 4/2007 Qiu D19/163
 D555,728 S * 11/2007 Satoh D19/168
 D566,178 S * 4/2008 Qiu D19/167
 D568,932 S * 5/2008 Qiu D19/166
 D579,978 S * 11/2008 Yu D19/177
 D580,492 S * 11/2008 Yu D19/171
 D590,876 S * 4/2009 Shi D19/117
 D601,194 S * 9/2009 Hung D19/163
 D612,428 S * 3/2010 Keda D19/195
 D616,025 S * 5/2010 Yan D19/164
 D616,499 S * 5/2010 Liu D19/167
 7,842,359 B2 * 11/2010 Marlow A41G 1/005
 428/24
 D632,183 S * 2/2011 Montemayo D19/174

D632,858 S * 2/2011 Sgroi D32/41
 D634,783 S * 3/2011 Papenfuss D19/179
 D647,965 S * 11/2011 Leibeck D19/174
 D648,385 S * 11/2011 Guo D19/166
 D659,759 S * 5/2012 Zhang D19/169
 D661,736 S * 6/2012 Zhang D19/165
 D662,977 S * 7/2012 Liang D19/165
 D695,741 S * 12/2013 Wang D14/411
 D701,435 S * 3/2014 Robles D7/628
 D706,267 S * 6/2014 Nakata D14/411
 D720,012 S * 12/2014 Ishiwata D19/181
 D728,024 S * 4/2015 Shimada D19/163
 D728,689 S * 5/2015 Ikeda D19/168
 9,352,350 B2 * 5/2016 Arminak B05C 1/00
 9,498,610 B2 * 11/2016 Ignon A45D 34/04
 D775,909 S * 1/2017 Harrington D8/14
 D819,130 S * 5/2018 Van Den Broecke D19/169
 D825,662 S * 8/2018 Van Den Broecke D19/169
 10,040,312 B2 * 8/2018 Orem B43K 8/003
 D830,462 S * 10/2018 Takanashi D19/173
 2003/0012758 A1 * 1/2003 Jourdan A45D 34/041
 424/70.11
 2004/0005186 A1 * 1/2004 Ueda A47L 25/08
 401/194
 2005/0249540 A1 * 11/2005 Gueret A45D 34/041
 401/211
 2008/0003052 A1 * 1/2008 Lee A45D 34/041
 401/209
 2008/0107474 A1 * 5/2008 Hsieh A45D 34/041
 401/216
 2008/0310908 A1 * 12/2008 Ceccarelli A45D 34/041
 401/209
 2014/0286689 A1 * 9/2014 Jung A45D 34/041
 401/179
 2014/0321898 A1 * 10/2014 Kunz A45D 34/041
 401/213
 2017/0128319 A1 * 5/2017 Decaux A61M 35/003
 2018/0168318 A1 * 6/2018 Streeter A45D 40/261
 2018/0271254 A1 * 9/2018 Nicoline A45D 34/041
 2018/0310691 A1 * 11/2018 Casasanta, III A61K 8/8135

OTHER PUBLICATIONS

Mar. 28 Non-Final Office Action dated Mar. 28, 2018 in Canadian Design Patent Application No. 179766, 1 page.

* cited by examiner

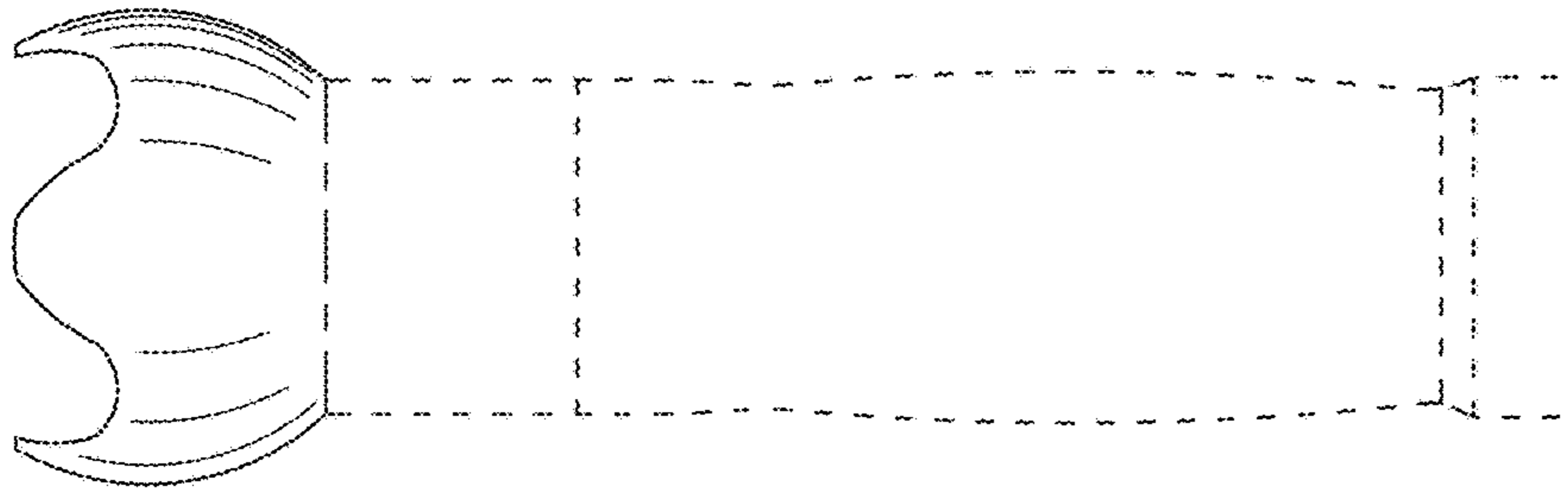


FIG. 2.

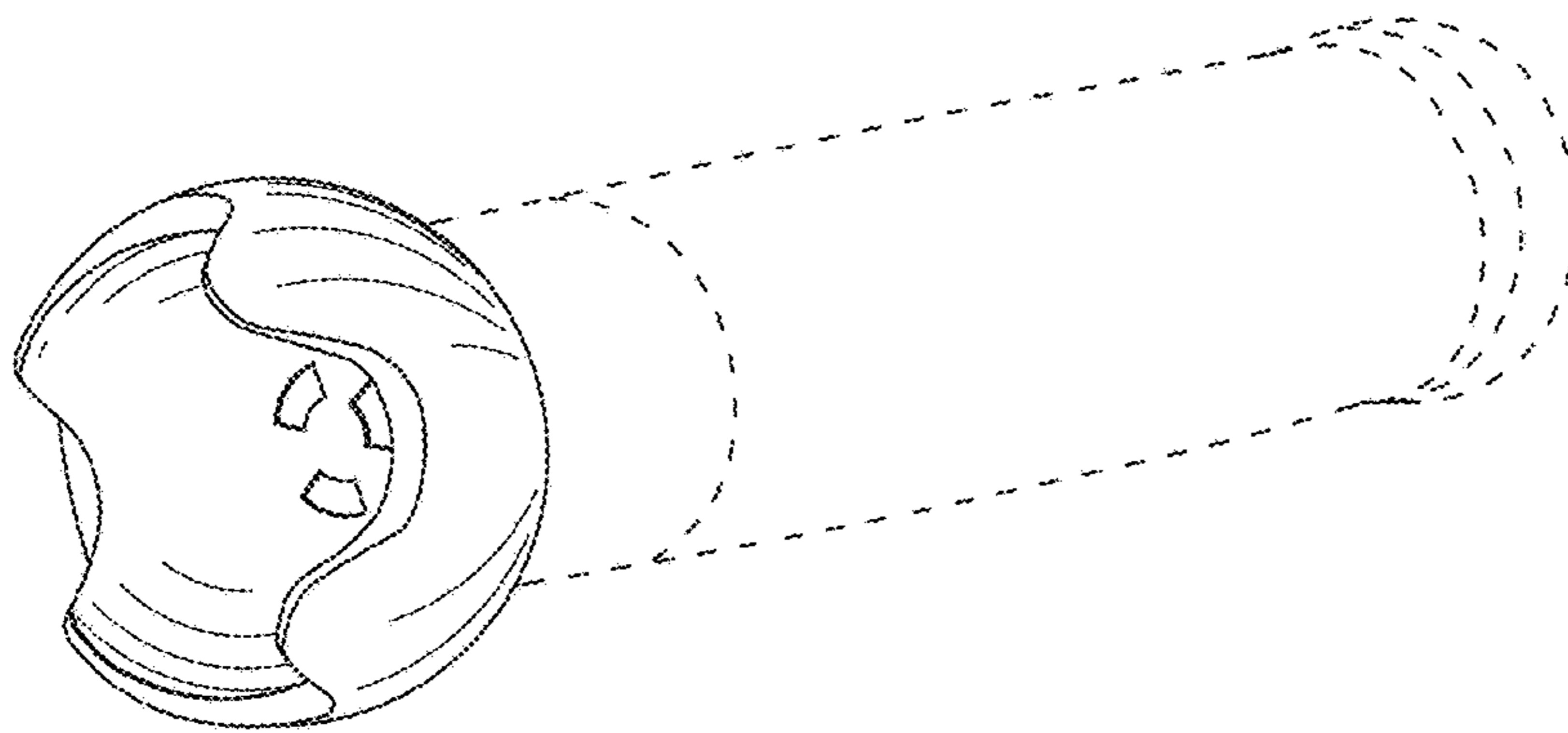


FIG. 1.

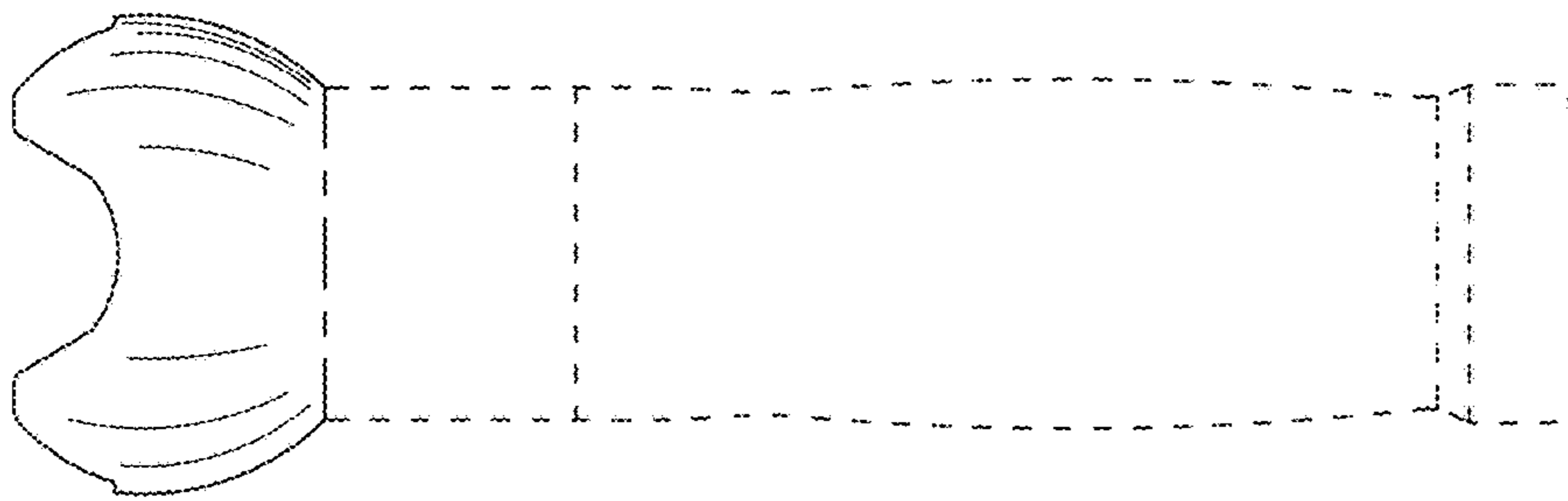


FIG. 3.

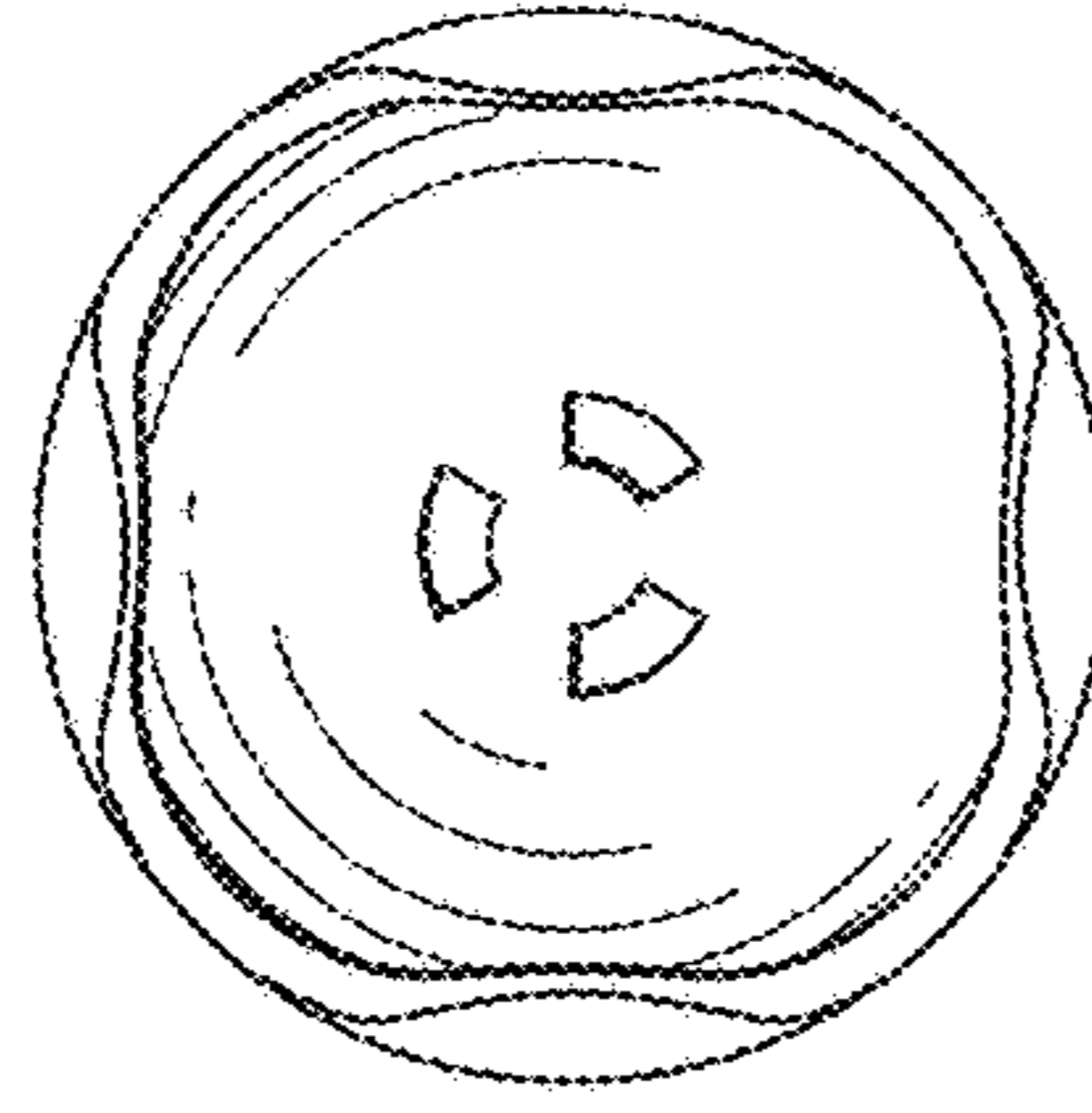


FIG. 4.

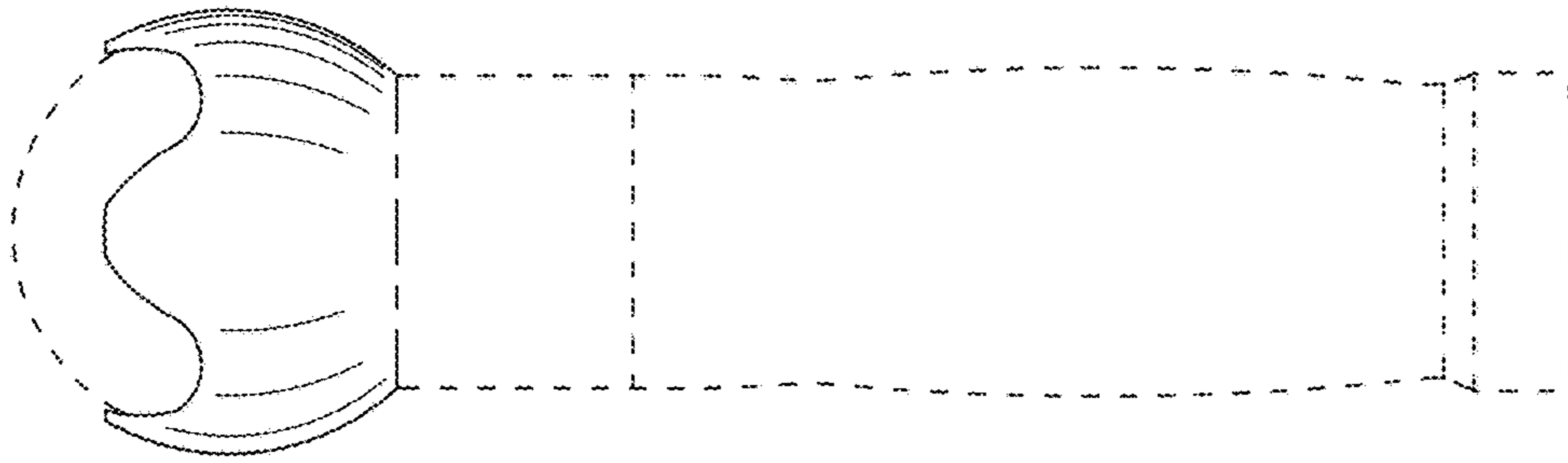


FIG. 6.

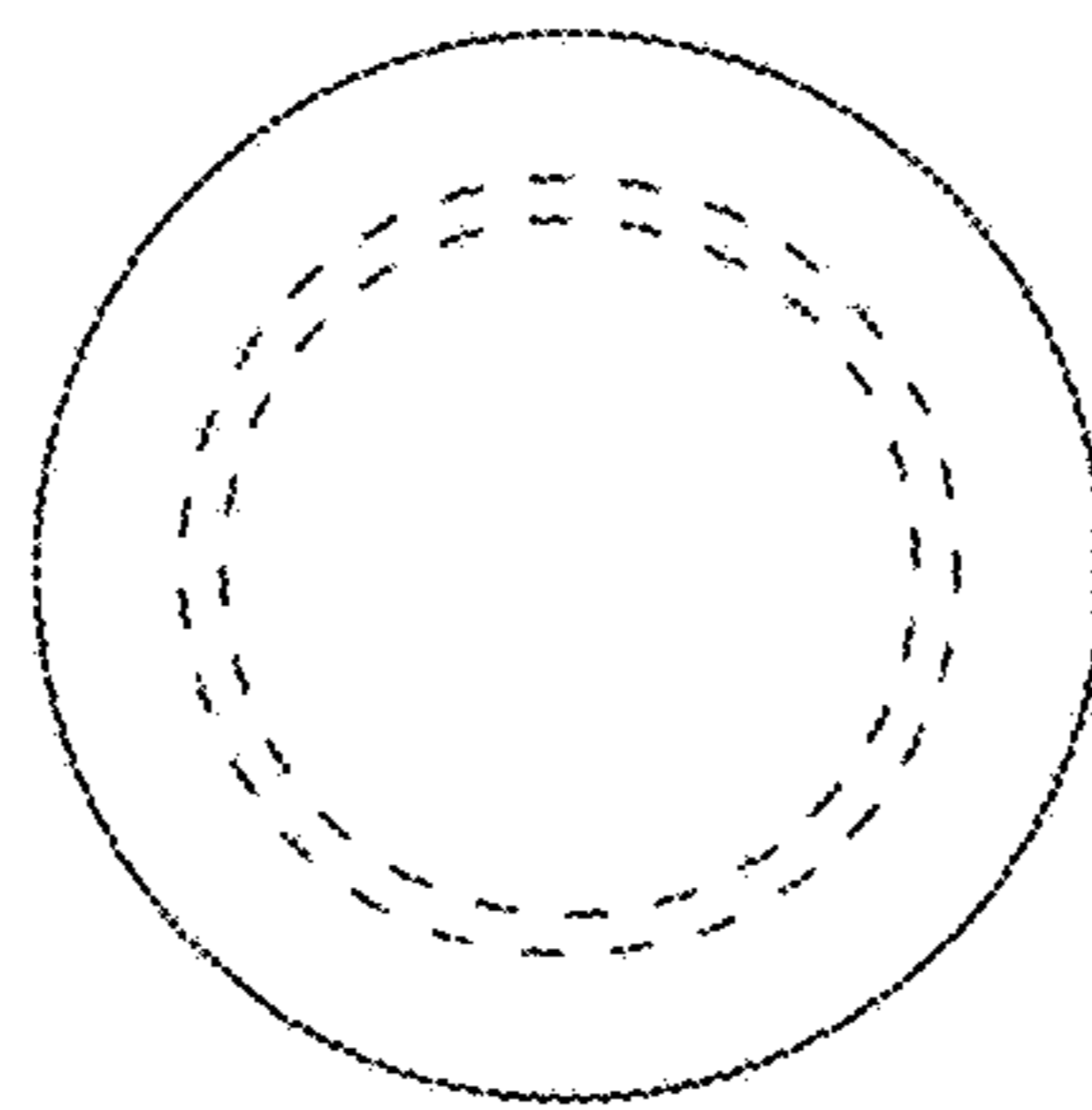


FIG. 5.