



US00D859511S

(12) **United States Design Patent** (10) **Patent No.:** **US D859,511 S**
Mendelsohn et al. (45) **Date of Patent:** **** Sep. 10, 2019**

- (54) **PAIR OF EYEGLASSES**
- (71) Applicant: **JAND, INC.**, New York, NY (US)
- (72) Inventors: **Adam Mendelsohn**, Centerport, NY (US); **Matt Lewis**, Brooklyn, NY (US); **Bo Zhao**, Beijing (CN)
- (73) Assignee: **JAND, INC.**, New York, NY (US)
- (**) Term: **15 Years**
- (21) Appl. No.: **29/668,455**
- (22) Filed: **Oct. 30, 2018**

Related U.S. Application Data

- (62) Division of application No. 29/582,569, filed on Oct. 28, 2016, now Pat. No. Des. 835,176.
- (51) **LOC (12) Cl.** **16-06**
- (52) **U.S. Cl.**
USPC **D16/330**
- (58) **Field of Classification Search**
USPC D16/100, 300, 315, 317-318, 330, 332, D16/325-329, 334-335, 337-338
CPC G02C 5/14; G02C 5/00; G02C 5/143
See application file for complete search history.

References Cited

U.S. PATENT DOCUMENTS

- D92,926 S * 7/1934 Renolds D16/300
- D104,589 S * 5/1937 Tanasso et al. 351/41
- D117,769 S * 11/1939 Cozzens 351/103
- D120,357 S * 5/1940 Rohrbach D16/322

- D127,600 S * 6/1941 Chappell D16/334
- D219,686 S * 1/1971 Mitchell D16/317
- D326,464 S * 5/1992 Tabacchi D16/322
- D338,216 S * 8/1993 Perrin D16/300
- D338,679 S * 8/1993 Perrin D16/300
- D367,287 S * 2/1996 Simioni D16/327
- D377,040 S * 12/1996 Khantzis D16/317
- D430,190 S * 8/2000 Hirschman D16/315
- D737,888 S * 9/2015 Markovitz D16/326
- D775,263 S * 12/2016 Fuchs D16/326
- D785,077 S * 4/2017 Renon D16/315
- D795,948 S * 8/2017 Rhea D16/300
- D801,420 S * 10/2017 Fuchs D16/330
- D803,298 S * 11/2017 Park D16/326

* cited by examiner

Primary Examiner — Ruth McInroy

(74) *Attorney, Agent, or Firm* — McDermott Will & Emery LLP

(57) **CLAIM**

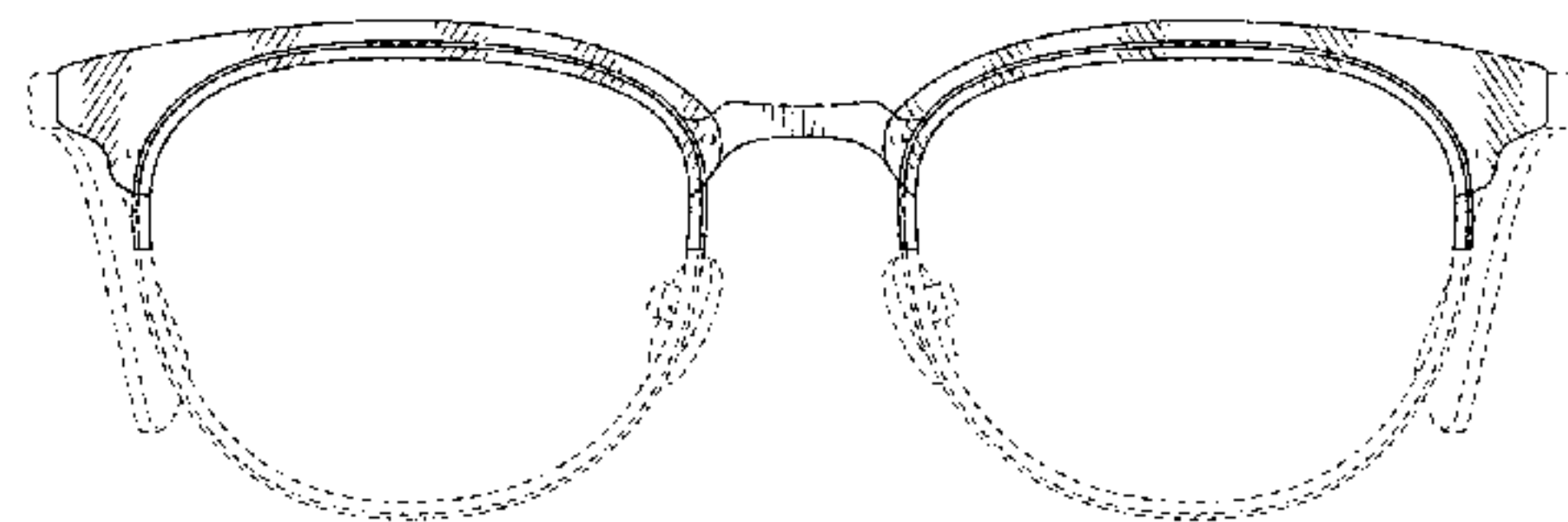
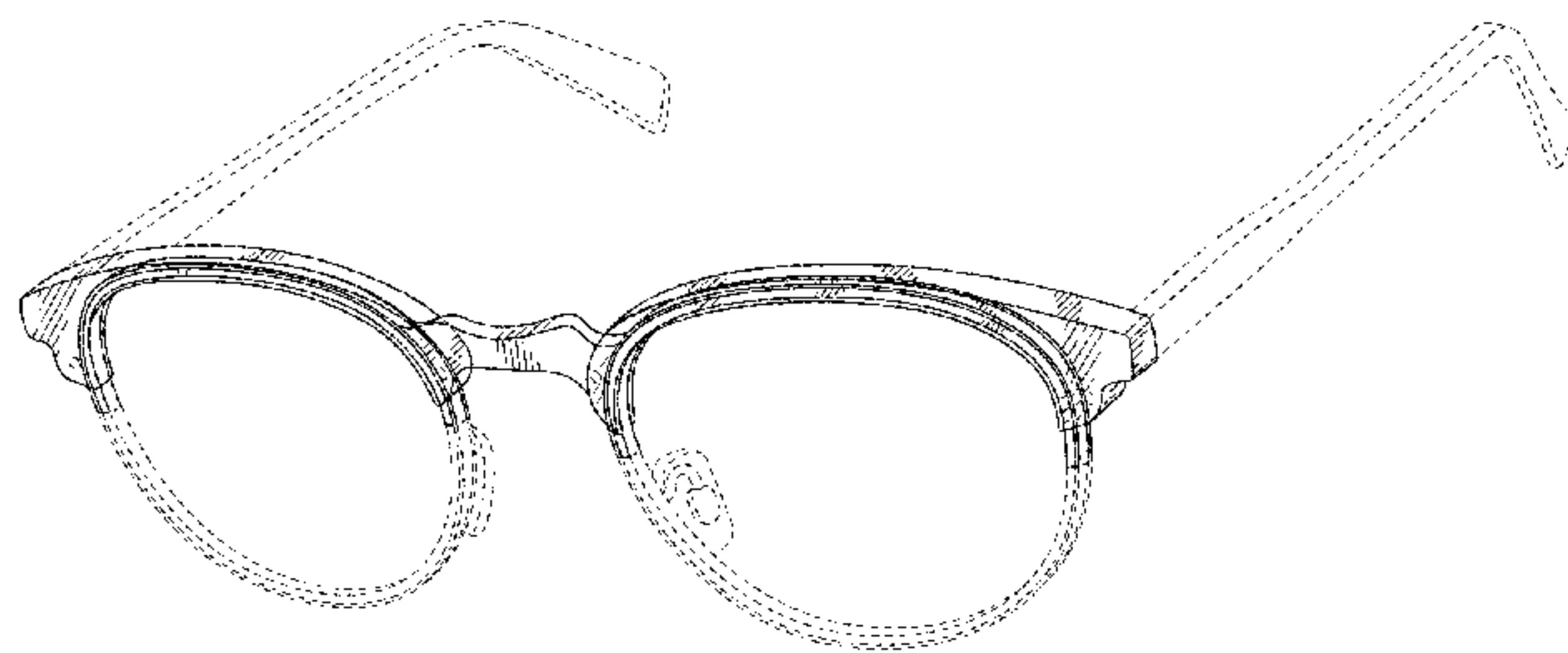
We claim the ornamental design for a pair of eyeglasses, as shown and described.

DESCRIPTION

FIG. 1 is a perspective view of eye glasses;
FIG. 2 is a front view thereof;
FIG. 3 is a back view thereof;
FIG. 4 is a top view thereof;
FIG. 5 is a bottom view thereof;
FIG. 6 is a left side view thereof; and,
FIG. 7 is a right side view thereof.

The broken lines represent unclaimed subject matter that form no part of the claimed design.

1 Claim, 5 Drawing Sheets



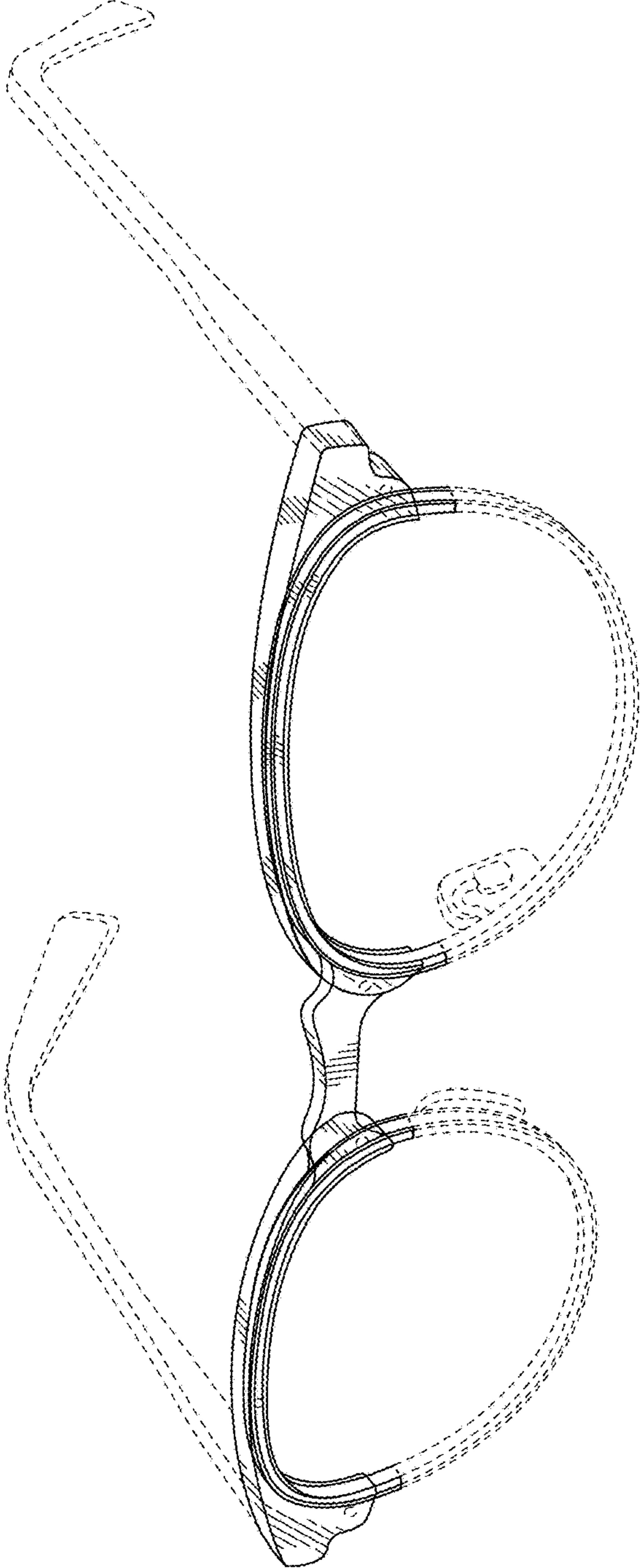


FIG. 1

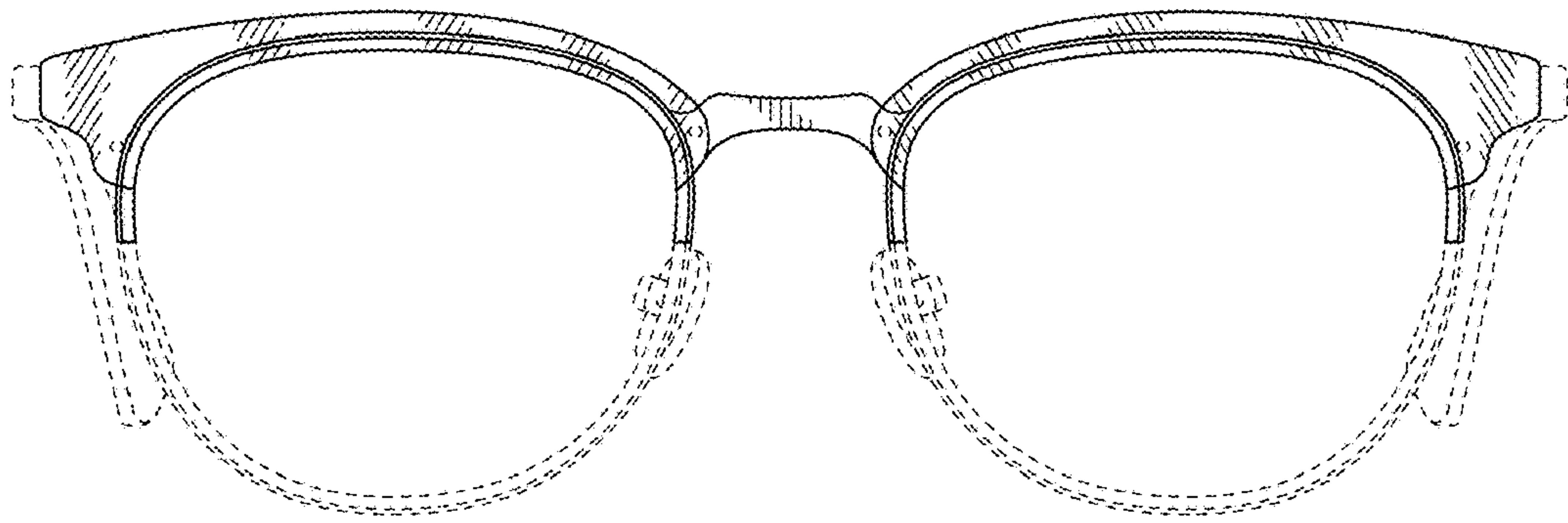


FIG. 2

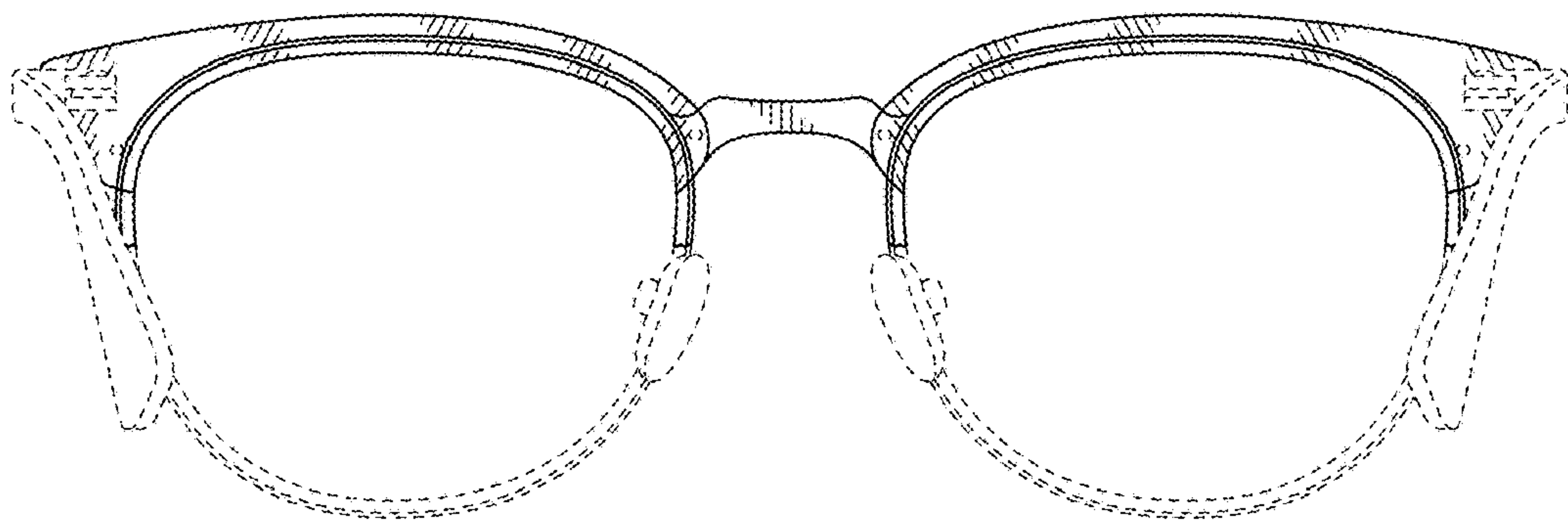


FIG. 3




FIG. 4




FIG. 5



FIG. 6




FIG. 7