



US00D859492S

(12) **United States Design Patent** (10) **Patent No.:** **US D859,492 S**
Okitsu et al. (45) **Date of Patent:** **** *Sep. 10, 2019**

(54) **LENS**
(71) Applicant: **ALPS ALPINE CO., LTD.**, Tokyo (JP)
(72) Inventors: **Sunao Okitsu**, Niigata (JP); **Keiichi Tatsuta**, Niigata (JP)
(73) Assignee: **ALPS ALPINE CO., LTD.**, Tokyo (JP)
(*) Notice: This patent is subject to a terminal disclaimer.
(**) Term: **15 Years**
(21) Appl. No.: **29/623,684**
(22) Filed: **Oct. 26, 2017**

7,216,991 B2 5/2007 Yamakawa
D631,576 S * 1/2011 Yoshinobu D26/2
D689,649 S * 9/2013 Popper D26/124
8,740,417 B2 * 6/2014 Jiang F21V 5/04
362/296.05
D715,481 S * 10/2014 Zhang D26/120
D715,990 S * 10/2014 Zhang D26/120
D732,098 S 6/2015 Choi et al.

(Continued)

FOREIGN PATENT DOCUMENTS

DE 102008019118 10/2009
JP 2000-162542 6/2000
JP 2005-084325 3/2005

OTHER PUBLICATIONS

Office Action issued in co-pending U.S. Appl. No. 29/624,247 dated Aug. 10, 2018.

(Continued)

Primary Examiner — Ramzi S Almatrahi
(74) *Attorney, Agent, or Firm* — IPUSA, PLLC

(30) **Foreign Application Priority Data**
Jun. 6, 2017 (JP) 2017-012108
(51) **LOC (12) Cl.** **16-06**
(52) **U.S. Cl.**
USPC **D16/134**; D16/219
(58) **Field of Classification Search**
USPC D16/130, 134–136, 200, 202–208, 218,
D16/219; D26/120, 113, 118, 119, 121,
D26/122, 124, 125, 128; 348/143, 148,
348/151, 373–376; 396/419, 427, 535,
396/539–541
CPC G03B 17/02; G03B 19/04; G03B 17/56;
G03B 17/04; G03B 15/03; H04N 5/2251;
H04N 5/2252; H04N 5/2253; H04N
5/2254; H04N 7/181; H04N 7/183; H04N
7/18; G08B 13/1963; G08B 13/19619;
G08B 13/19632
See application file for complete search history.

(57) **CLAIM**

The ornamental design for a lens, as shown and described.

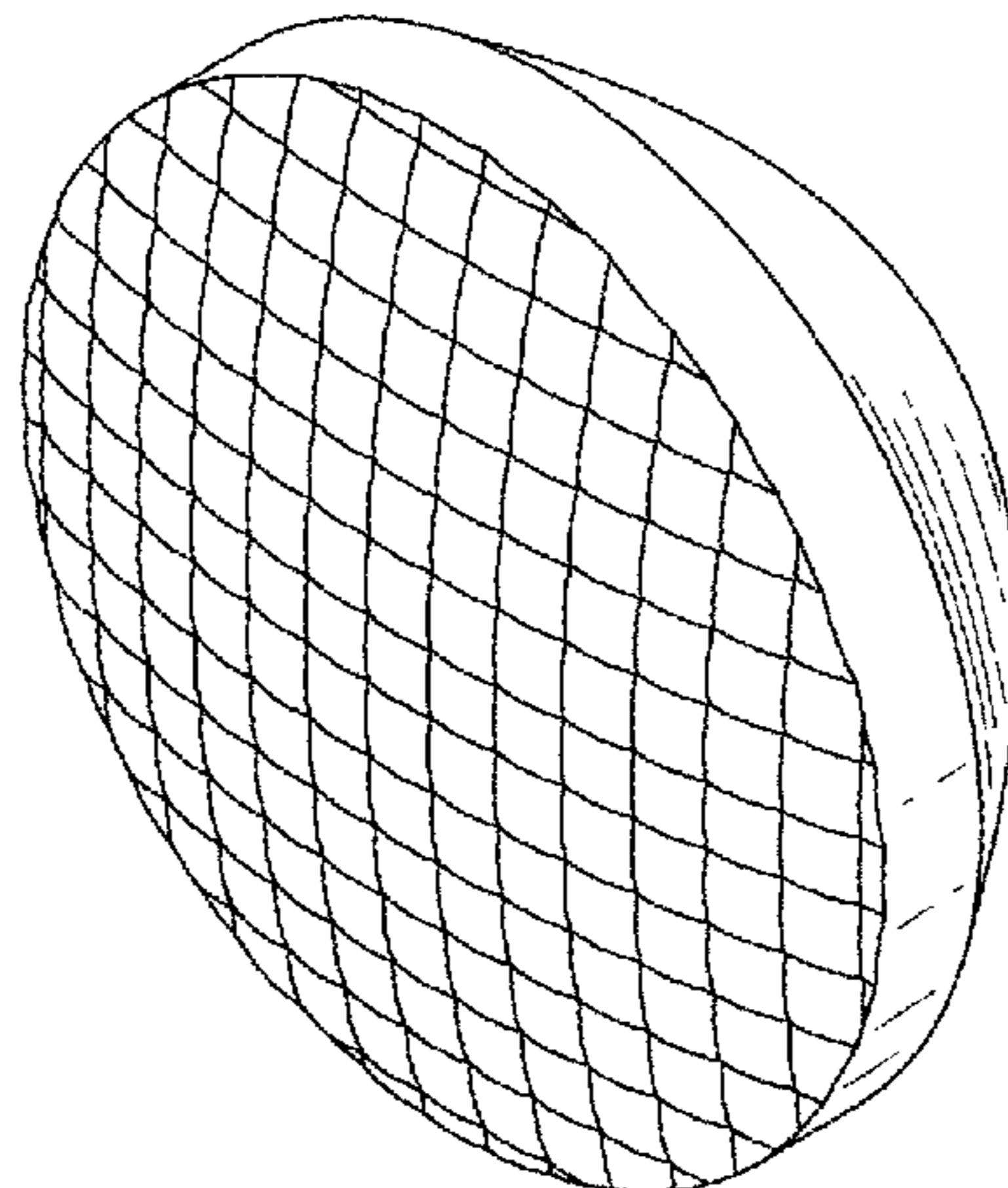
DESCRIPTION

FIG. 1 is a perspective view of a lens, showing our new design;
FIG. 2 is a front view thereof;
FIG. 3 is a cross-sectional view thereof, taken along the line 3-3 in FIG. 2;
FIG. 4 is a rear view thereof;
FIG. 5 is a top plan view thereof;
FIG. 6 is a bottom plan view thereof;
FIG. 7 is a right side view thereof; and,
FIG. 8 is a left side view thereof.

(56) **References Cited**
U.S. PATENT DOCUMENTS

6,246,526 B1 6/2001 Okuyama
D493,479 S 7/2004 Yoshikawa

1 Claim, 4 Drawing Sheets



(56)

References Cited

U.S. PATENT DOCUMENTS

D745,076 S	12/2015	Pfeil	
D765,752 S	9/2016	Chiu	
D765,753 S	9/2016	Hsu et al.	
D768,750 S	10/2016	Pfeil	
D788,200 S	5/2017	Caldarise	
D809,188 S *	1/2018	Li	D26/120
D821,479 S	6/2018	Cabral et al.	
2006/0188244 A1	8/2006	Kim et al.	

OTHER PUBLICATIONS

Office Action issued in co-pending U.S. Appl. No. 29/624,259 dated Aug. 10, 2018.

Office Action issued in co-pending U.S. Appl. No. 29/624,265 dated Aug. 10, 2018.

U.S. Appl. No. 29/624,240, filed Oct. 31, 2017, Sunao Okitsu et al.

U.S. Appl. No. 29/624,247, filed Oct. 31, 2017, Sunao Okitsu et al.

U.S. Appl. No. 29/624,255, filed Oct. 31, 2017, Sunao Okitsu et al.

U.S. Appl. No. 29/624,259, filed Oct. 31, 2017, Sunao Okitsu et al.

U.S. Appl. No. 29/624,265, filed Oct. 31, 2017, Sunao Okitsu et al.

Office Action issued in co-pending U.S. Appl. No. 29/624,247 dated Jan. 24, 2019.

Office Action issued in co-pending U.S. Appl. No. 29/624,259 dated Jan. 24, 2019.

Office Action issued in co-pending U.S. Appl. No. 29/624,265 dated Jan. 25, 2019.

* cited by examiner

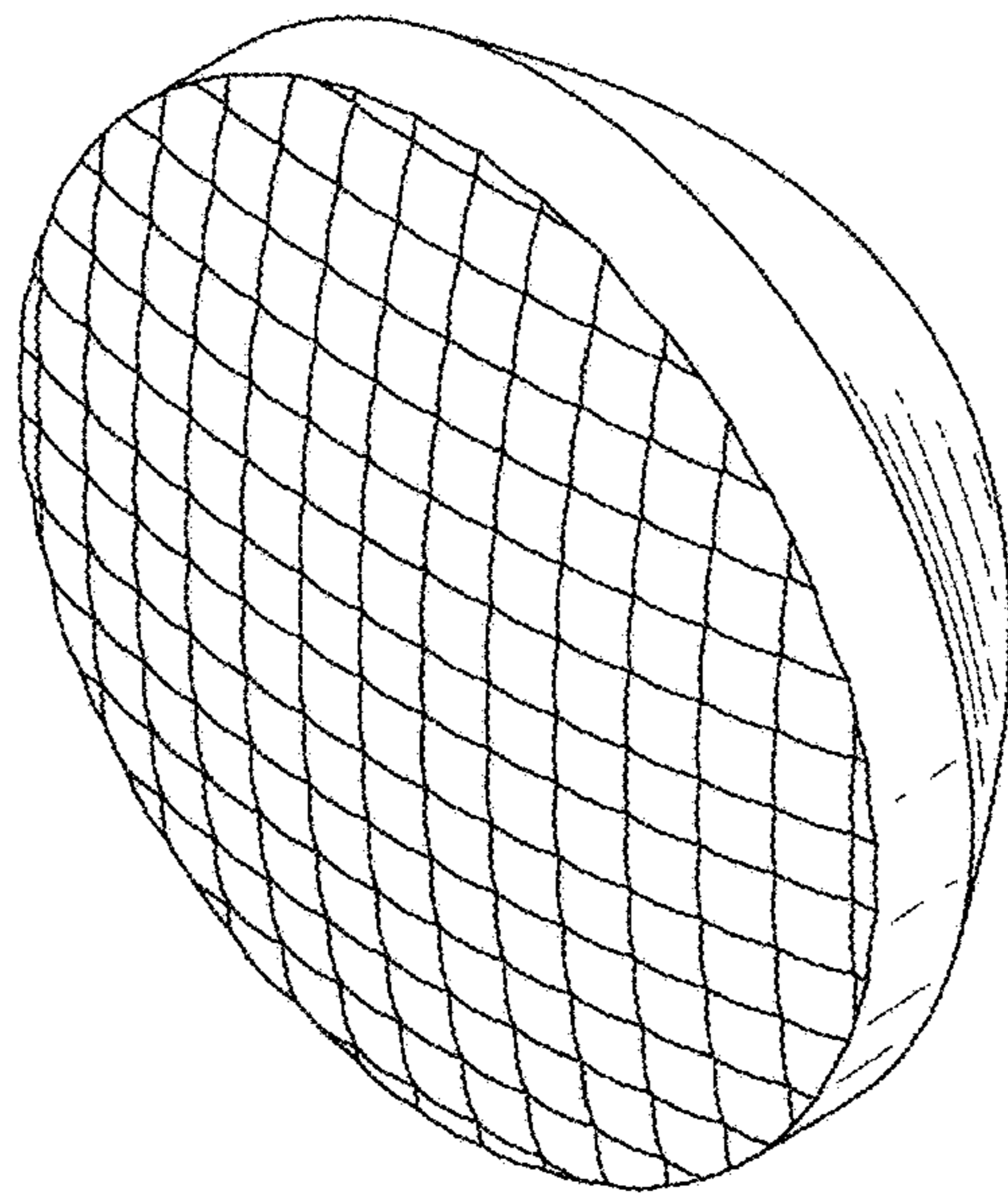


Fig. 1

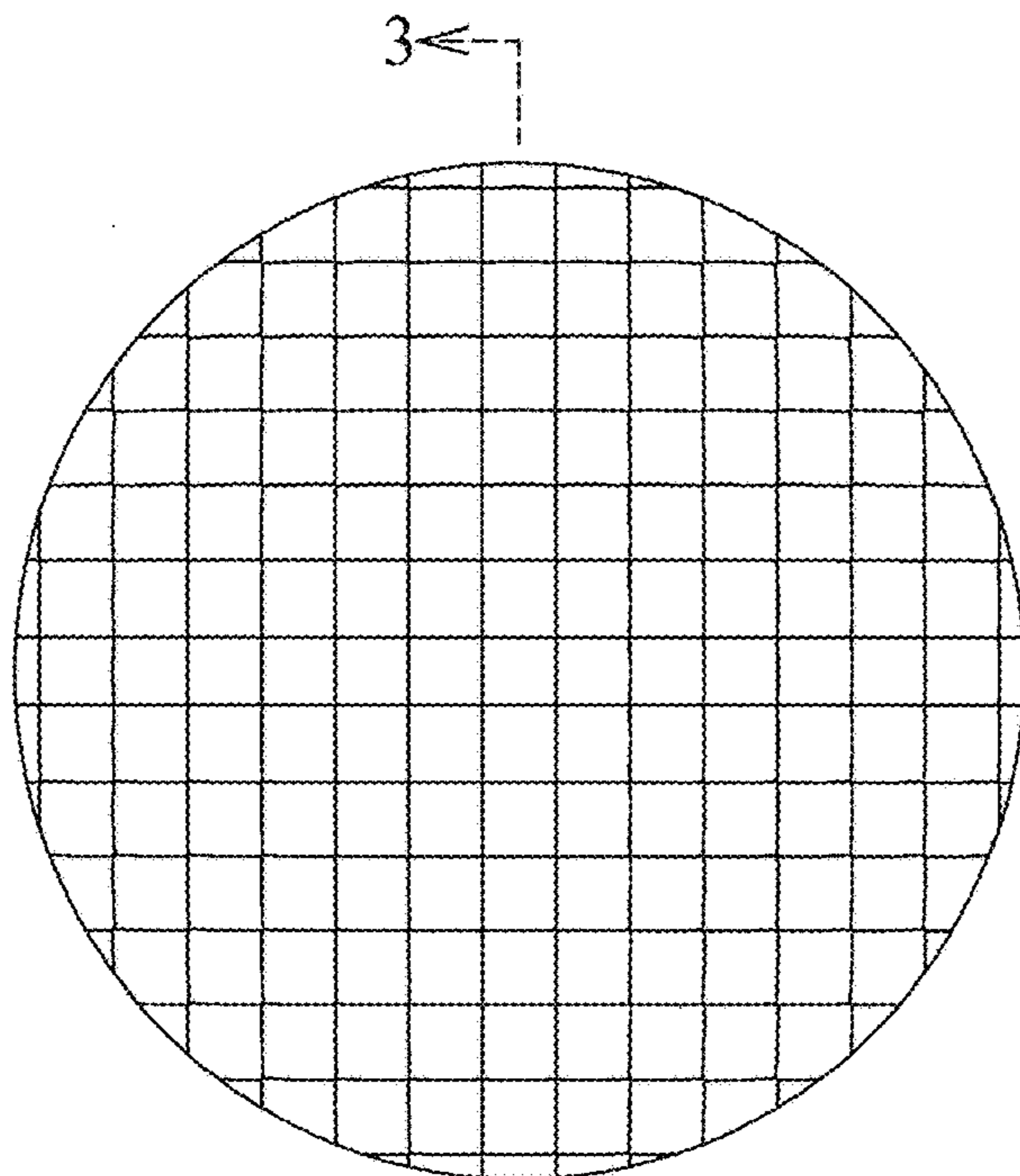


Fig. 2

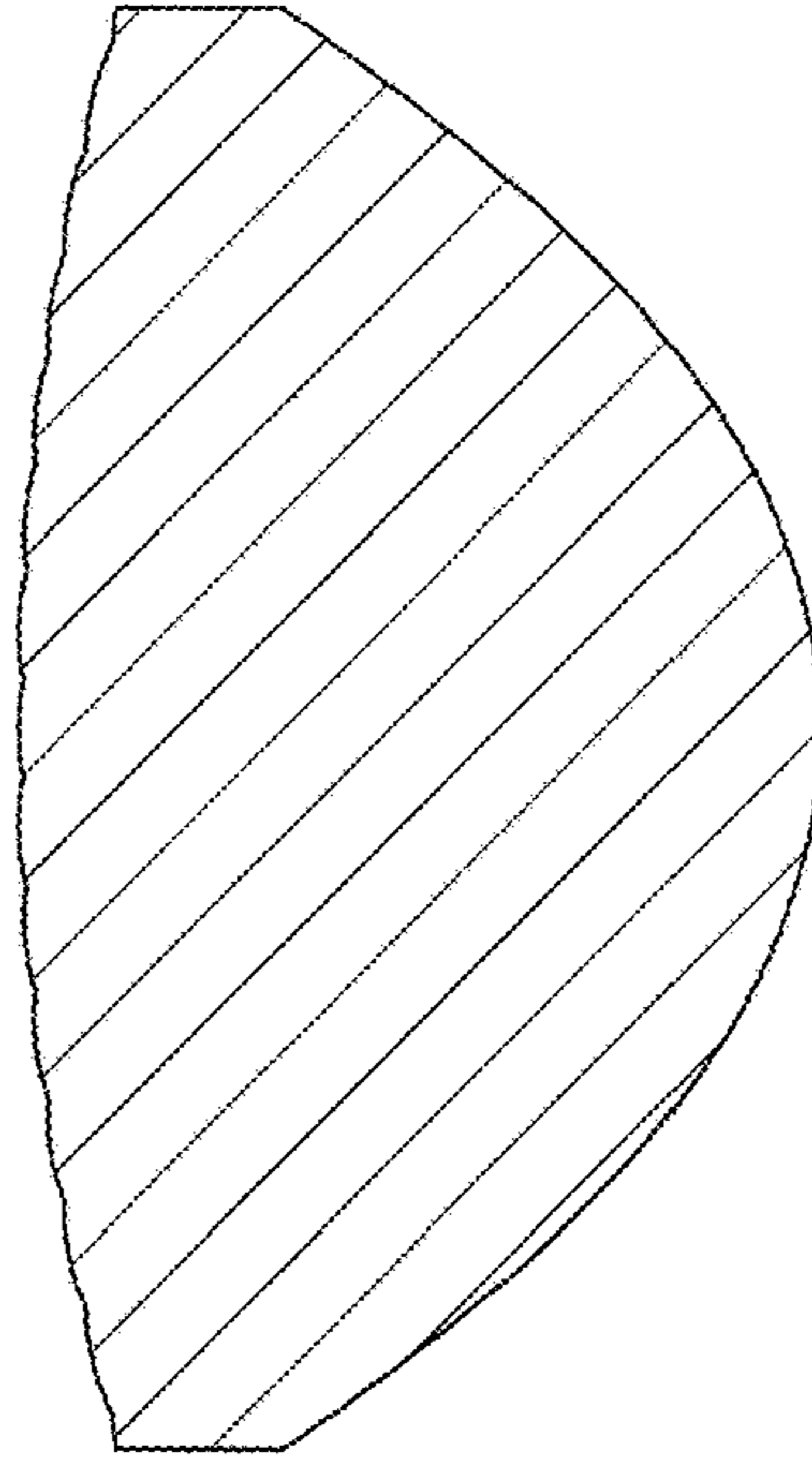


Fig. 3




Fig. 4

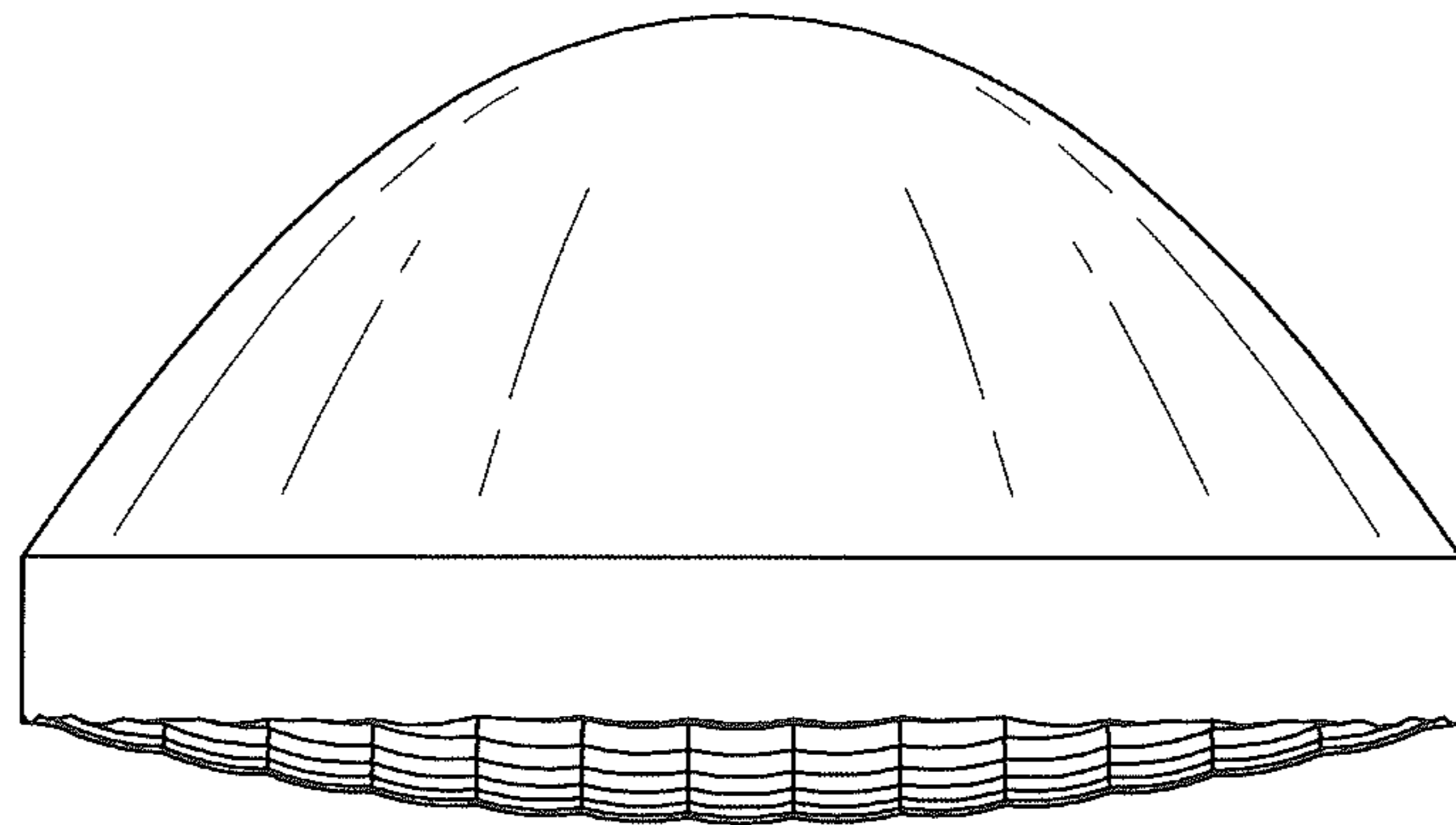


Fig. 5

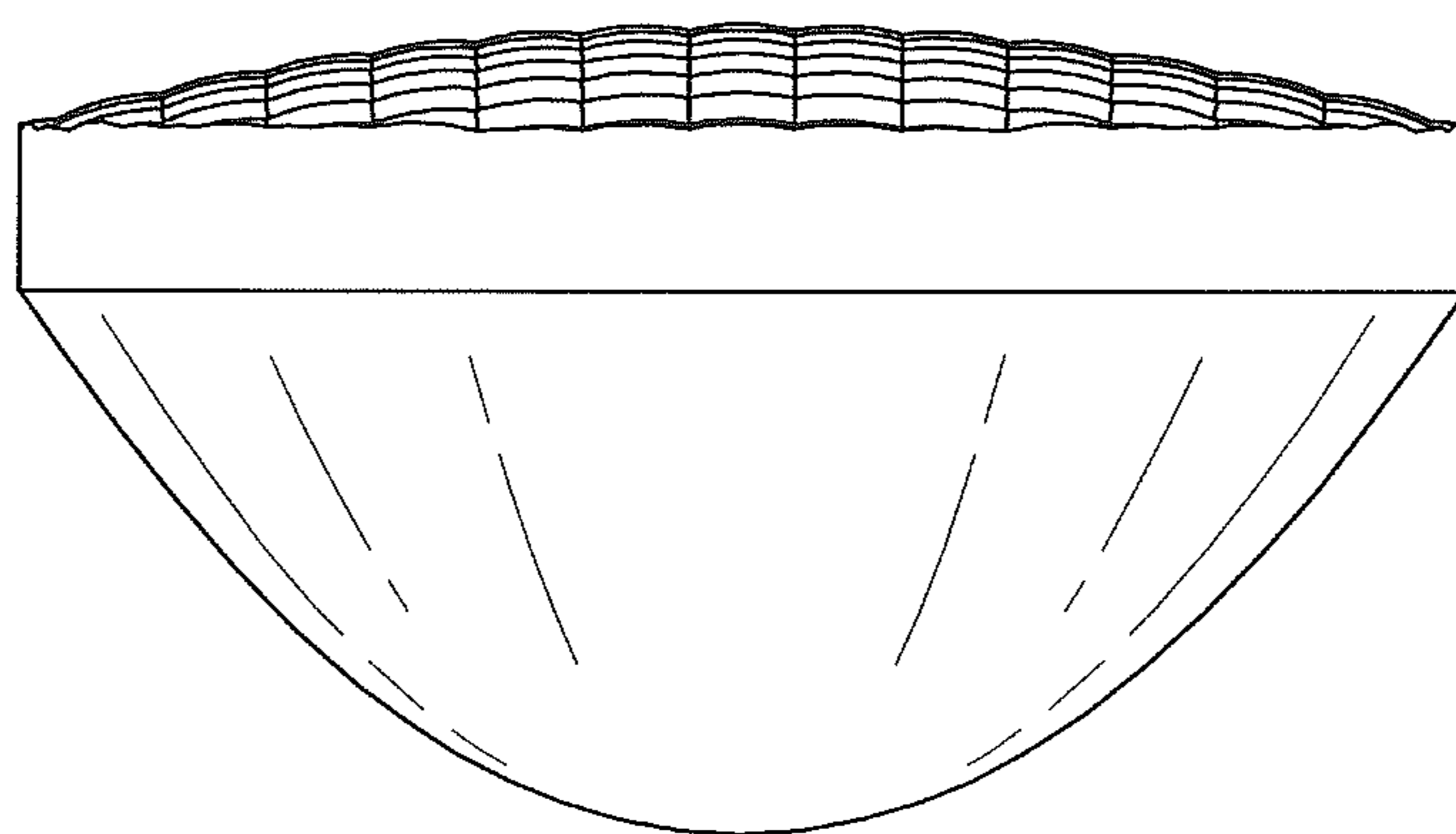


Fig. 6

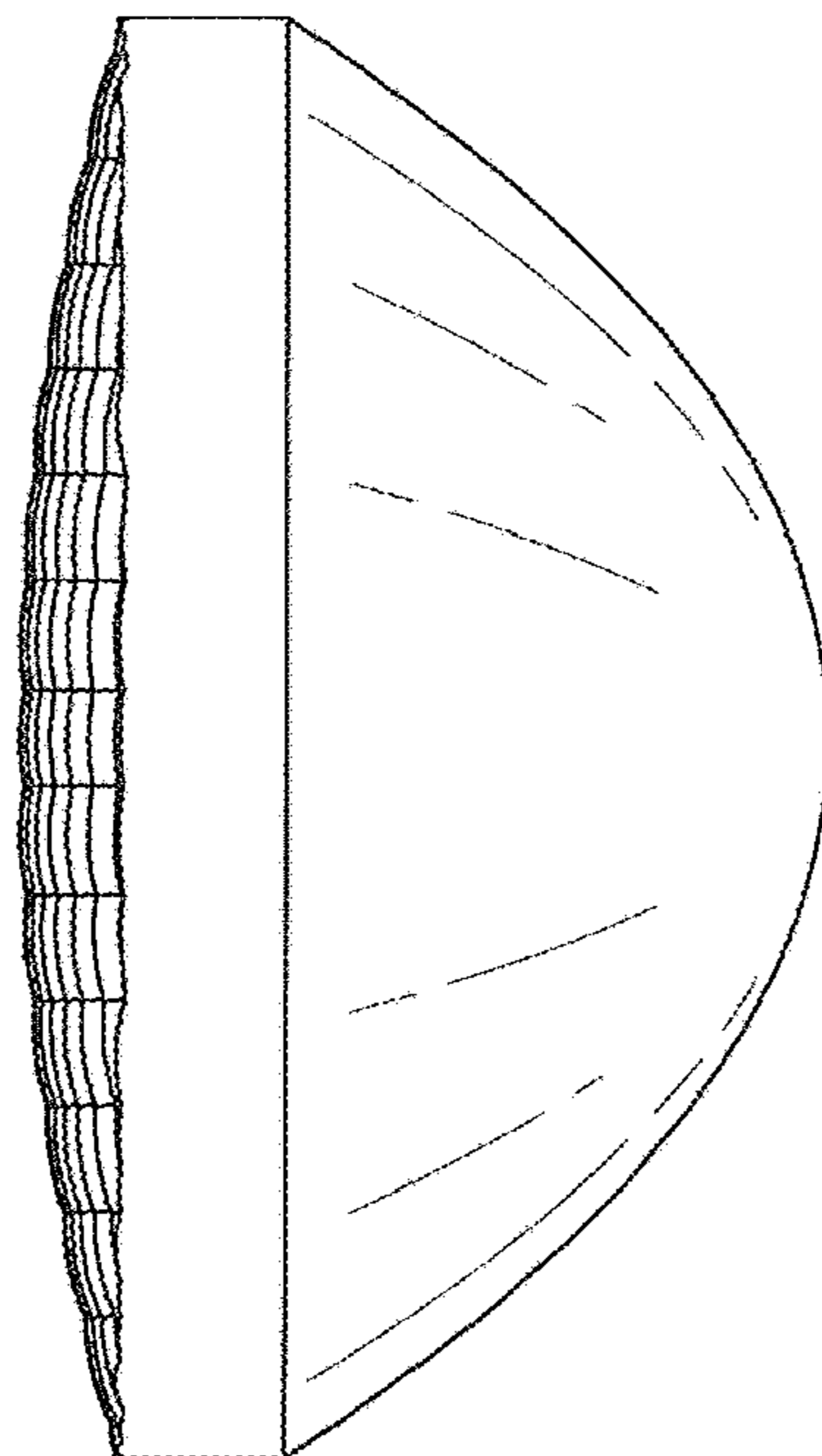


Fig. 7

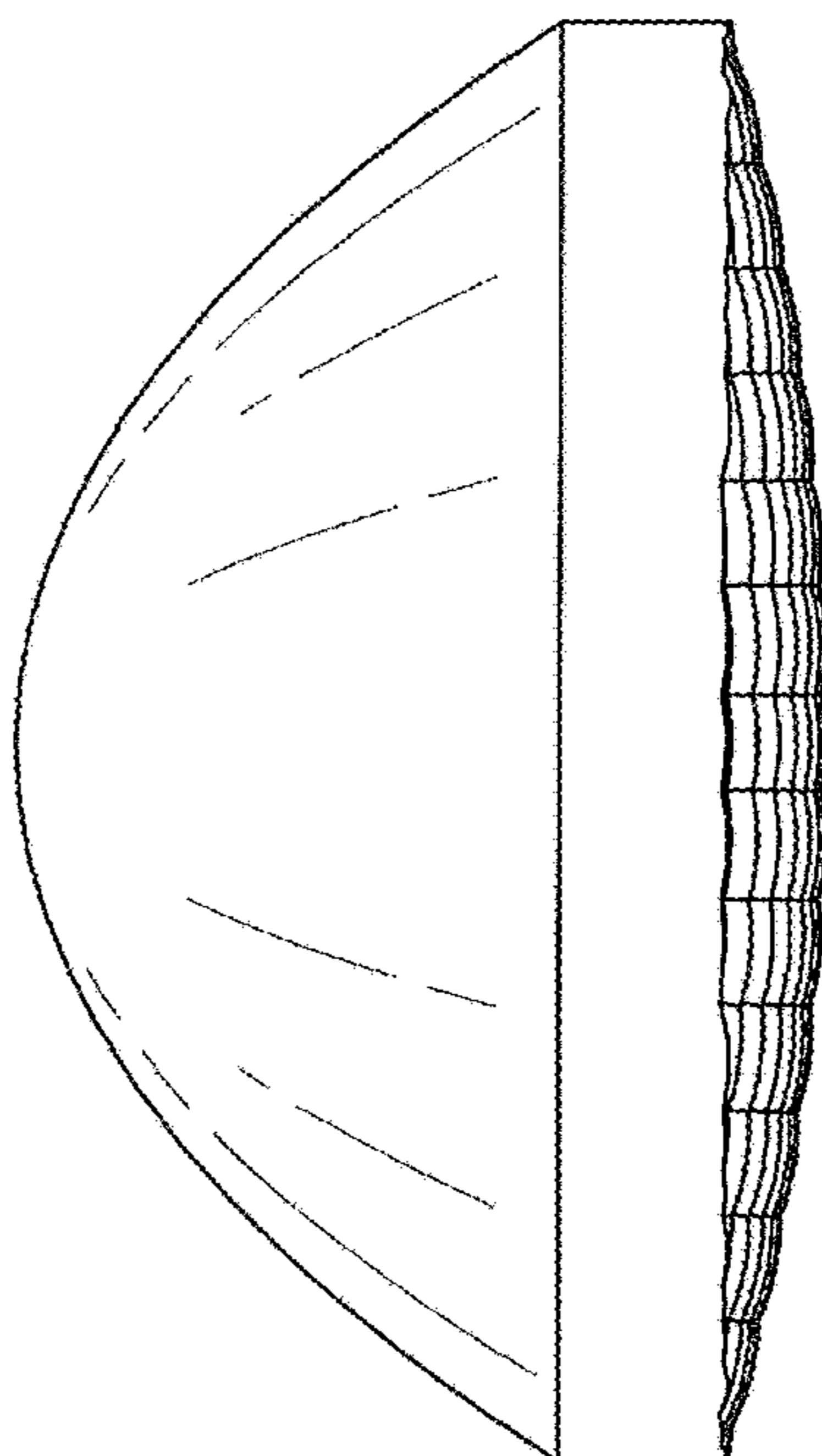


Fig. 8