



US00D859480S

(12) **United States Design Patent**
Hynes

(10) **Patent No.:** **US D859,480 S**

(45) **Date of Patent:** **** Sep. 10, 2019**

(54) **HANDLE FOR A REFRIGERATOR**

(71) Applicant: **Vinotemp International Corporation**,
Irvine, CA (US)

(72) Inventor: **India Hynes**, Laguna Beach, CA (US)

(73) Assignee: **VINOTEMP INTERNATIONAL CORPORATION**, Irvine, CA (US)

(**) Term: **15 Years**

(21) Appl. No.: **29/585,646**

(22) Filed: **Nov. 28, 2016**

(51) **LOC (12) Cl.** **15-07**

(52) **U.S. Cl.**
USPC **D15/89**

(58) **Field of Classification Search**
USPC D15/79-91; D7/354-361, 393, 395,
D7/396.2, 664; D8/300, 315-320,
D8/301-313, 23, 28, 82; D6/549, 524,
D6/533, 550, 546
CPC F25D 23/028; F25D 27/005; F25D
2323/021; F25D 2323/023; F25D
2325/021; F25D 23/025; F25D 23/04;
F25D 23/126; F25D 2400/361; F25D
27/00; F25D 29/005; F25D 11/00; F25D
11/003; F25D 17/02; F25D 17/04; F25D
19/006; F25D 2201/10; F25D 2317/062;
F25D 2323/122; F25D 2331/803; F25D
2331/81; F25D 23/00; F25D 23/066;
F25D 23/067; F25D 23/10;

(Continued)

(56) **References Cited**

U.S. PATENT DOCUMENTS

D239,798 S * 5/1976 Vrignaud D8/316
4,312,551 A * 1/1982 Mascolo F16L 25/01
174/71 R

(Continued)

OTHER PUBLICATIONS

Caso Germany, Original Operating Manual—Microwave and Grill
IMG23/IMG25, 2014, in 173 pages.

Primary Examiner — Khawaja Anwar

(74) *Attorney, Agent, or Firm* — Knobbe, Martens, Olson
& Bear, LLP

(57) **CLAIM**

The ornamental design for a handle for a refrigerator, as
shown and described.

DESCRIPTION

FIG. 1 is a perspective view of a handle for a refrigerator.
FIG. 2 is a front view thereof.
FIG. 3 is a rear view thereof.
FIG. 4 is a left side view thereof.
FIG. 5 is a right side view thereof.
FIG. 6 is a bottom view thereof.
FIG. 7 is a top view thereof.
FIG. 8 is a perspective view of a handle for a refrigerator.
FIG. 9 is a front view thereof.
FIG. 10 is a rear view thereof.
FIG. 11 is a left side view thereof.
FIG. 12 is a right side view thereof.
FIG. 13 is a bottom view thereof; and,
FIG. 14 is a top view thereof.

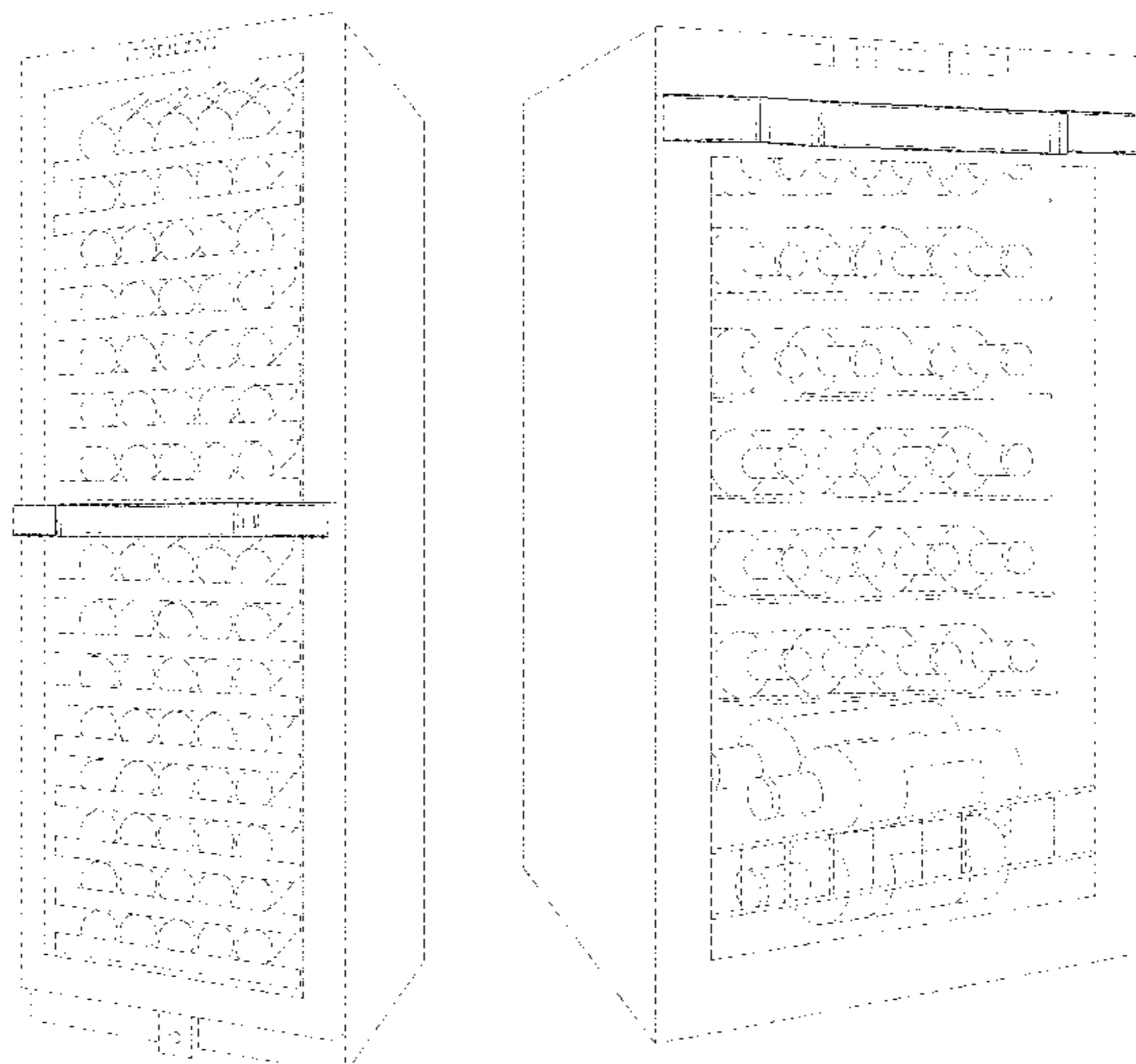
It is contemplated that the entire refrigerator or portions
thereof (e.g., the door) can be claimed. Thus, it is contem-
plated that a portion or all of the dashed lines in the line
drawings of FIGS. 1-14 can be converted to solid lines.

As used herein, refrigerator can refer generally to multiple
types of cooling appliances, such as wine coolers, wine
drawers, beverage coolers and any type of refrigerator.

The handle could also be utilized with the door or other
portion of other types of appliances.

The broken lines in the drawings illustrate a refrigerator
environment of the handle for a refrigerator which form no
part of the claimed design.

1 Claim, 12 Drawing Sheets



(58) **Field of Classification Search**

CPC F25D 2400/02; F25D 2400/40; F25D
2500/02; F25D 2500/06; F25D 25/02;
F25D 25/024; F25D 25/025; F25D
25/028; F25D 2600/02; F25D 2700/04;
F25D 29/00; F25D 31/002; F25D 31/005

See application file for complete search history.

(56) **References Cited**

U.S. PATENT DOCUMENTS

D342,436	S	*	12/1993	Cook	D15/89
D384,266	S	*	9/1997	Mantarakis	D8/301
D384,568	S	*	10/1997	Mantarakis	D8/301
D397,023	S	*	8/1998	Subliskey	D8/319
D494,808	S	*	8/2004	Thomkins	D7/394
D501,392	S	*	2/2005	Roberts, III	D8/315
D546,160	S	*	7/2007	Reithmeyer	D8/301
D596,918	S	*	7/2009	Menzies	D8/315
D649,005	S	*	11/2011	Roe	D8/316
D704,995	S	*	5/2014	Rae	D7/394
D740,603	S	*	10/2015	Barberi	D7/394

* cited by examiner

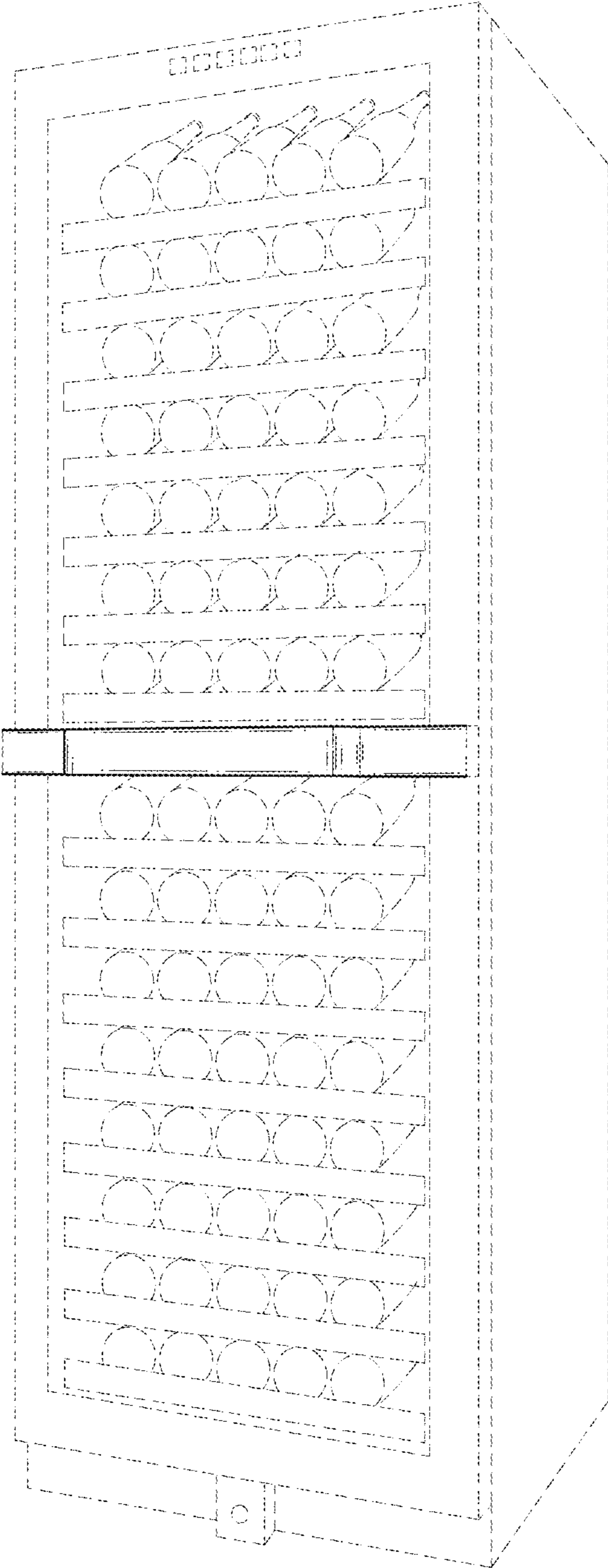


FIG. 1

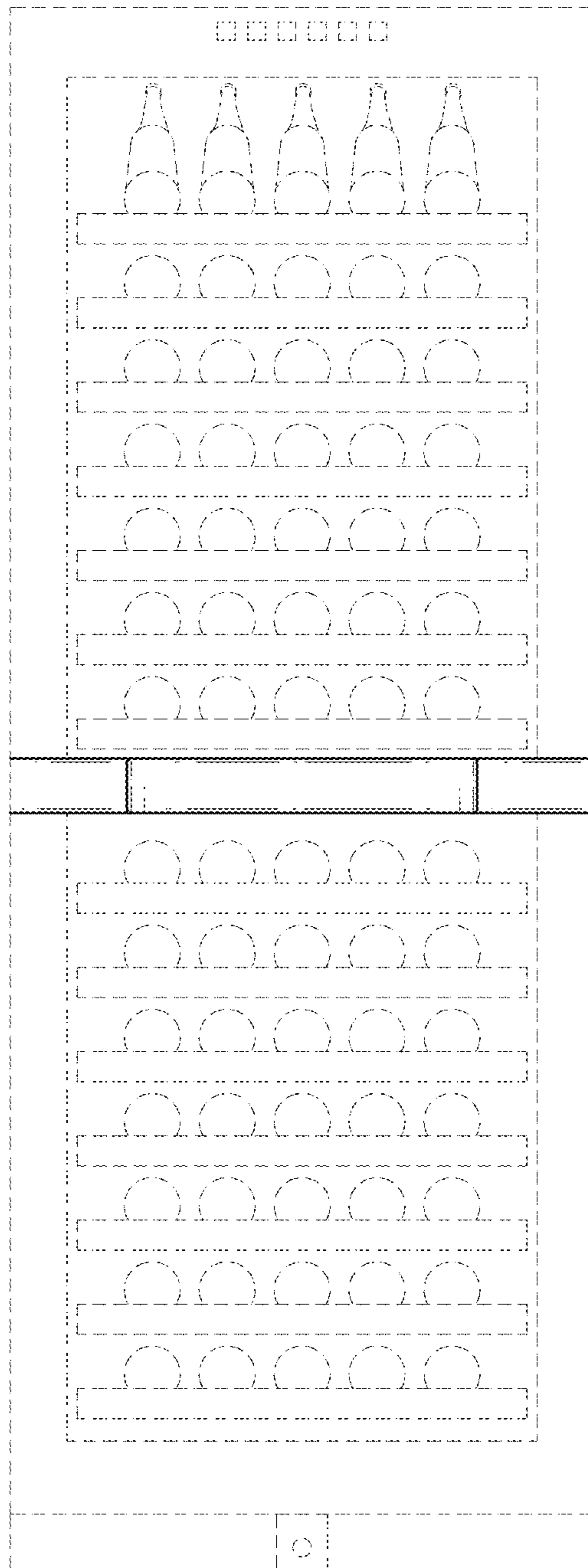


FIG. 2




FIG. 3




FIG. 4

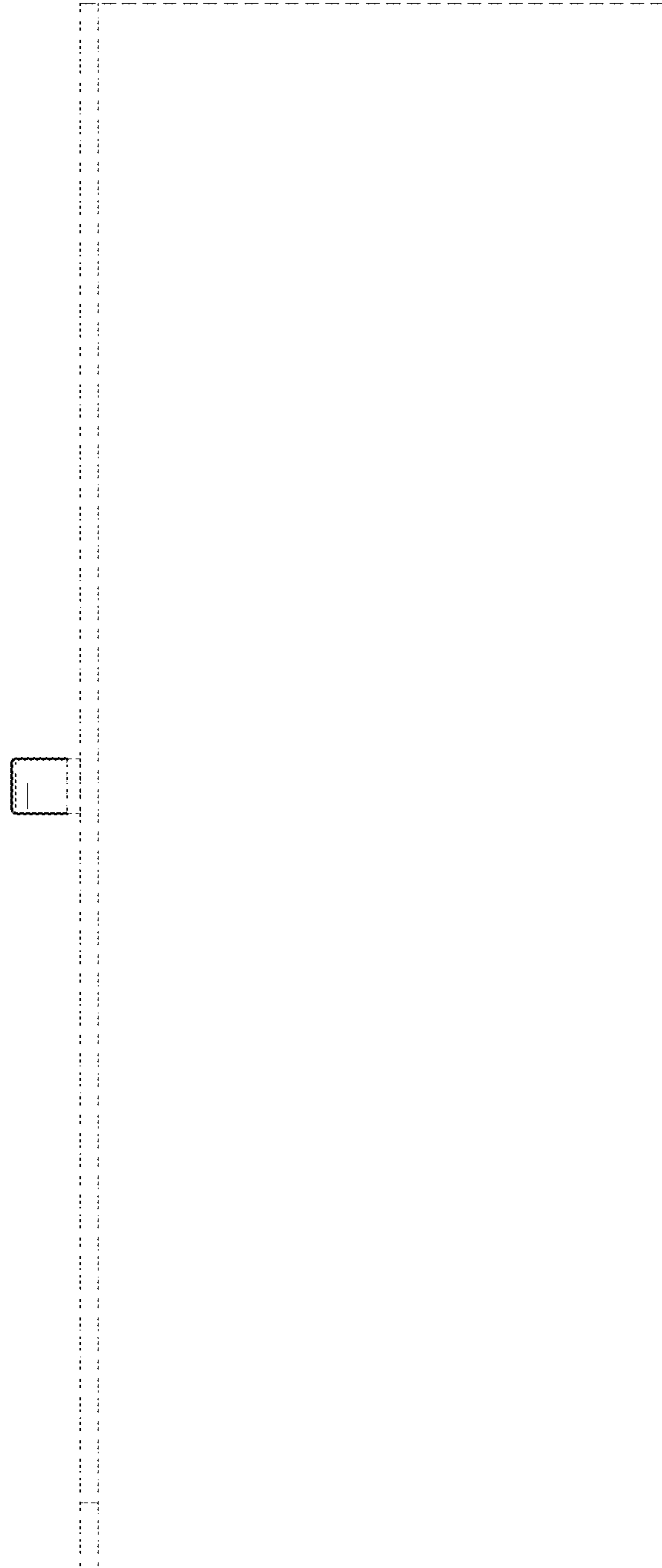


FIG. 5




FIG. 6




FIG. 7

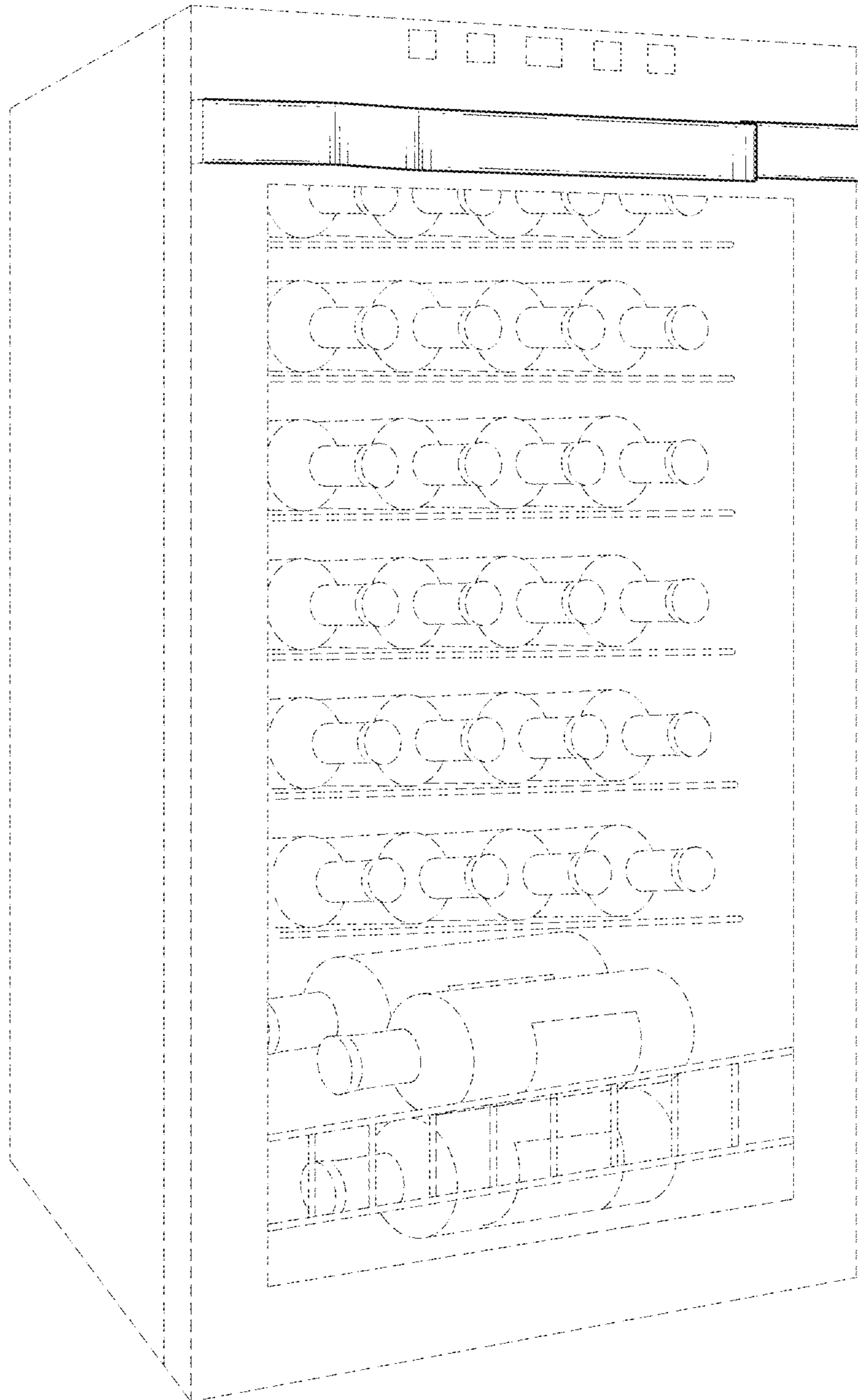


FIG. 8




FIG. 9



FIG. 10



FIG. 11



FIG. 12




FIG. 13




FIG. 14