



US00D859447S

(12) **United States Design Patent** (10) **Patent No.:** **US D859,447 S**
Anzures et al. (45) **Date of Patent:** **** Sep. 10, 2019**

(54) **DISPLAY SCREEN OR PORTION THEREOF WITH ANIMATED GRAPHICAL USER INTERFACE**

(56) **References Cited**

U.S. PATENT DOCUMENTS

(71) Applicant: **Apple Inc.**, Cupertino, CA (US)
(72) Inventors: **Freddy Anzures**, San Francisco, CA (US); **Greg Apodaca**, Mountain View, CA (US); **Sebastian Johannes Bauer**, San Francisco, CA (US); **Jonathan Dascola**, San Francisco, CA (US); **Alan C. Dye**, San Francisco, CA (US); **Christopher Foss**, San Francisco, CA (US); **Jonathan P. Ive**, San Francisco, CA (US); **Kenneth Kocienda**, San Jose, CA (US); **Lauren Kim Trottier**, San Jose, CA (US); **Wan Si Wan**, Sunnyvale, CA (US); **Giancarlo Yerkes**, Menlo Park, CA (US)
(73) Assignee: **Apple Inc.**, Cupertino, CA (US)
(**) Term: **15 Years**
(21) Appl. No.: **29/635,973**
(22) Filed: **Feb. 5, 2018**

4,736,199 A 4/1988 Chadwick et al.
5,345,552 A 9/1994 Brown
5,555,364 A 9/1996 Goldstein
5,642,490 A 6/1997 Morgan et al.
D390,548 S 2/1998 Maekawa et al.
D395,643 S 6/1998 Ryan
D396,225 S 7/1998 Ryan
D396,854 S 8/1998 Tullis
D398,594 S 9/1998 Tullis
D400,519 S 11/1998 Marshall, Jr. et al.
D405,774 S 2/1999 Yui et al.
5,896,131 A 4/1999 Alexander et al.
6,009,444 A 12/1999 Chen
D418,826 S 1/2000 Pavely et al.
D438,873 S 3/2001 Wang et al.
D450,059 S 11/2001 Itou
6,731,316 B2 5/2004 Herigstad et al.
D491,956 S 6/2004 Ombao et al.
D495,715 S 9/2004 Gildred
D499,740 S 12/2004 Ombao et al.
6,844,886 B1 1/2005 Yanagawa et al.
D506,474 S 6/2005 Gildred
6,907,580 B2 6/2005 Michelman et al.
6,983,424 B1 1/2006 Dutta
D523,440 S 6/2006 Hernandez et al.
D539,810 S 4/2007 Cummins
D540,340 S 4/2007 Cummins
D540,343 S 4/2007 Cummins
D541,295 S 4/2007 Harvey et al.
D550,694 S 9/2007 Viegars et al.
D557,274 S 12/2007 Mar et al.
D557,275 S 12/2007 De Mar et al.
D558,221 S 12/2007 Nagata et al.
D558,778 S 1/2008 Okaro et al.
D562,342 S 2/2008 Cameron
D564,530 S 3/2008 Kim et al.
D568,900 S 5/2008 Seo et al.
D573,601 S 7/2008 Gregov et al.
D574,388 S 8/2008 Armendariz et al.
D574,389 S 8/2008 Armendariz et al.
D576,171 S 9/2008 Armendariz et al.
D584,272 S 1/2009 Chung et al.
D585,453 S 1/2009 Chen et al.
7,487,467 B1 2/2009 Kawahara et al.
D587,726 S 3/2009 Tarara et al.
D588,150 S 3/2009 Stone et al.
D589,051 S 3/2009 Armendariz et al.
D590,412 S 4/2009 Saft et al.
D593,120 S 5/2009 Bouchard et al.

Related U.S. Application Data

(63) Continuation of application No. 29/588,900, filed on Dec. 23, 2016, now Pat. No. Des. 809,548, which is a continuation of application No. 29/538,798, filed on Sep. 8, 2015, now Pat. No. Des. 775,649.
(51) **LOC (12) Cl.** **14-04**
(52) **U.S. Cl.**
USPC **D14/486**
(58) **Field of Classification Search**
USPC D14/485-495
CPC G06T 13/80; G06T 15/02; G06F 3/0482;
H04N 1/00408; H04N 1/00437
See application file for complete search history.




FIG. 8 is a second image thereof;
FIG. 9 is a third image thereof;
FIG. 10 is a fourth image thereof;
FIG. 11 is a fifth image thereof; and,
FIG. 12 is a sixth image thereof.

The outermost broken lines in the figures show a display screen or portion thereof, and form no part of the claimed design. The other broken lines in the figures show portions of the animated graphical user interface that form no part of the claimed design.

The appearance of the animated image sequentially transitions between the images shown in FIGS. 1-6 and FIGS. 7-12, respectively. The process or period in which one image transitions to another forms no part of the claimed design. The figures are illustrated with white, light gray and dark gray shading to show contrasting appearance; no particular color is claimed.

1 Claim, 12 Drawing Sheets




FIG. 1




FIG. 2




FIG. 3




FIG. 4




FIG. 5




FIG. 6




FIG. 7




FIG. 8




FIG. 9




FIG. 10




FIG. 11

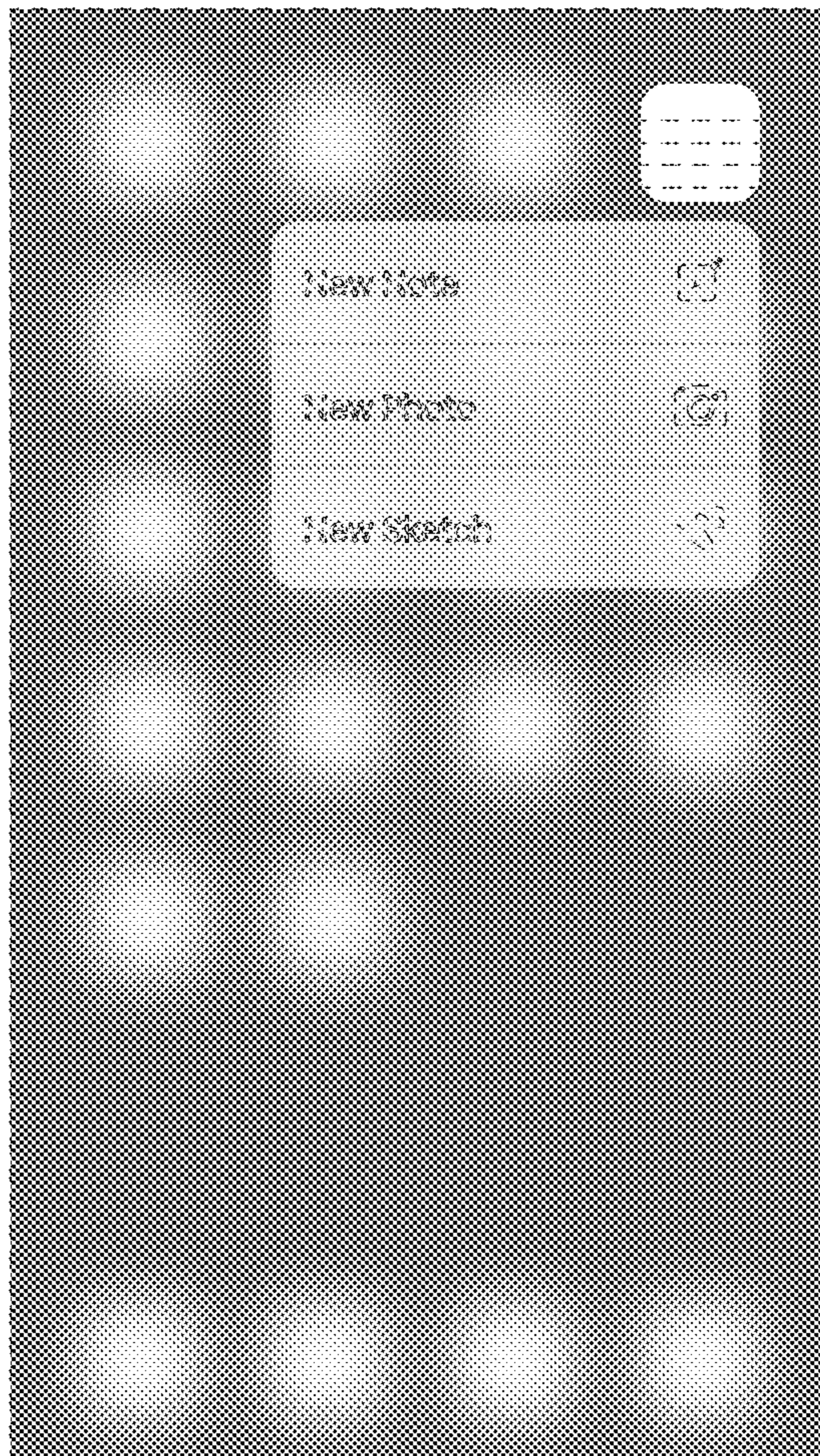


FIG. 12