



US00D859347S

(12) **United States Design Patent**
Kwon

(10) **Patent No.:** **US D859,347 S**
(45) **Date of Patent:** **** Sep. 10, 2019**

(54) **FLEXIBLE ELECTRONIC DEVICE**

(71) Applicant: **LENOVO (BEIJING) CO., LTD.**,
Beijing (CN)

(72) Inventor: **Jincherl Kwon**, Beijing (CN)

(73) Assignee: **Lenovo (Beijing) Co., Ltd.**, Beijing
(CN)

(**) Term: **15 Years**

(21) Appl. No.: **29/639,255**

(22) Filed: **Mar. 5, 2018**

Related U.S. Application Data

(62) Division of application No. 29/562,445, filed on Apr. 26, 2016, now Pat. No. Des. 814,435.

(30) **Foreign Application Priority Data**

Oct. 26, 2015 (CN) 2015 3 0416725

(51) **LOC (12) Cl.** **14-03**

(52) **U.S. Cl.**
USPC **D14/138 AB**

(58) **Field of Classification Search**

USPC D14/138 G, 138 AB, 138 AD, 138 C,
D14/138 AC, 138 R, 138 AA, 203.7,
D14/203.3, 203.1, 248, 250, 336, 341,
D14/371, 496; D24/186

CPC G06F 1/1626; G06F 1/1652; H04M 1/027;
H04M 1/0202; H04M 1/0279; H04M
1/0235; H04M 1/0237; H04M 1/0239;
H04M 1/0266; H04M 1/0268; H04M
1/029; H05K 5/0217; A45C 2011/002

See application file for complete search history.

(56) **References Cited**

U.S. PATENT DOCUMENTS

D468,279 S 1/2003 Kim D14/138 AB
D576,601 S 9/2008 Yasuda D14/138 AB

D588,126 S 3/2009 Chiang D14/345
D589,923 S 4/2009 Kim D14/138 AB
D597,059 S 7/2009 Haspil D14/147
D603,363 S 11/2009 Choi D14/138 AB
8,194,399 B2 6/2012 Ashcraft G06F 1/1626
257/59
8,306,575 B2 11/2012 Kubodera H04M 1/022
379/428.01

(Continued)

Primary Examiner — Sheryl Lane

Assistant Examiner — Calvin E Vansant

(74) *Attorney, Agent, or Firm* — Oppedahl Patent Law
Firm LLC

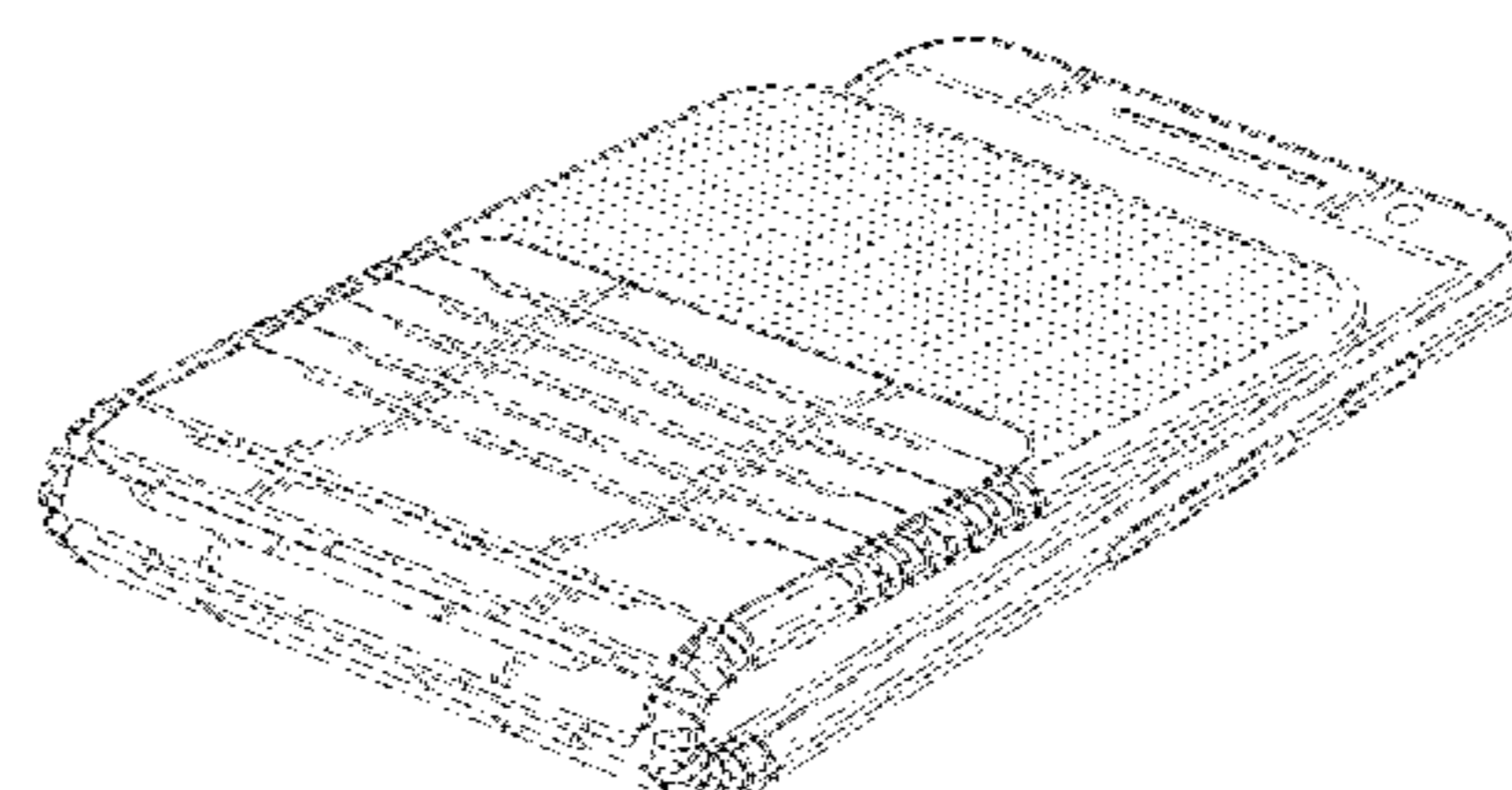
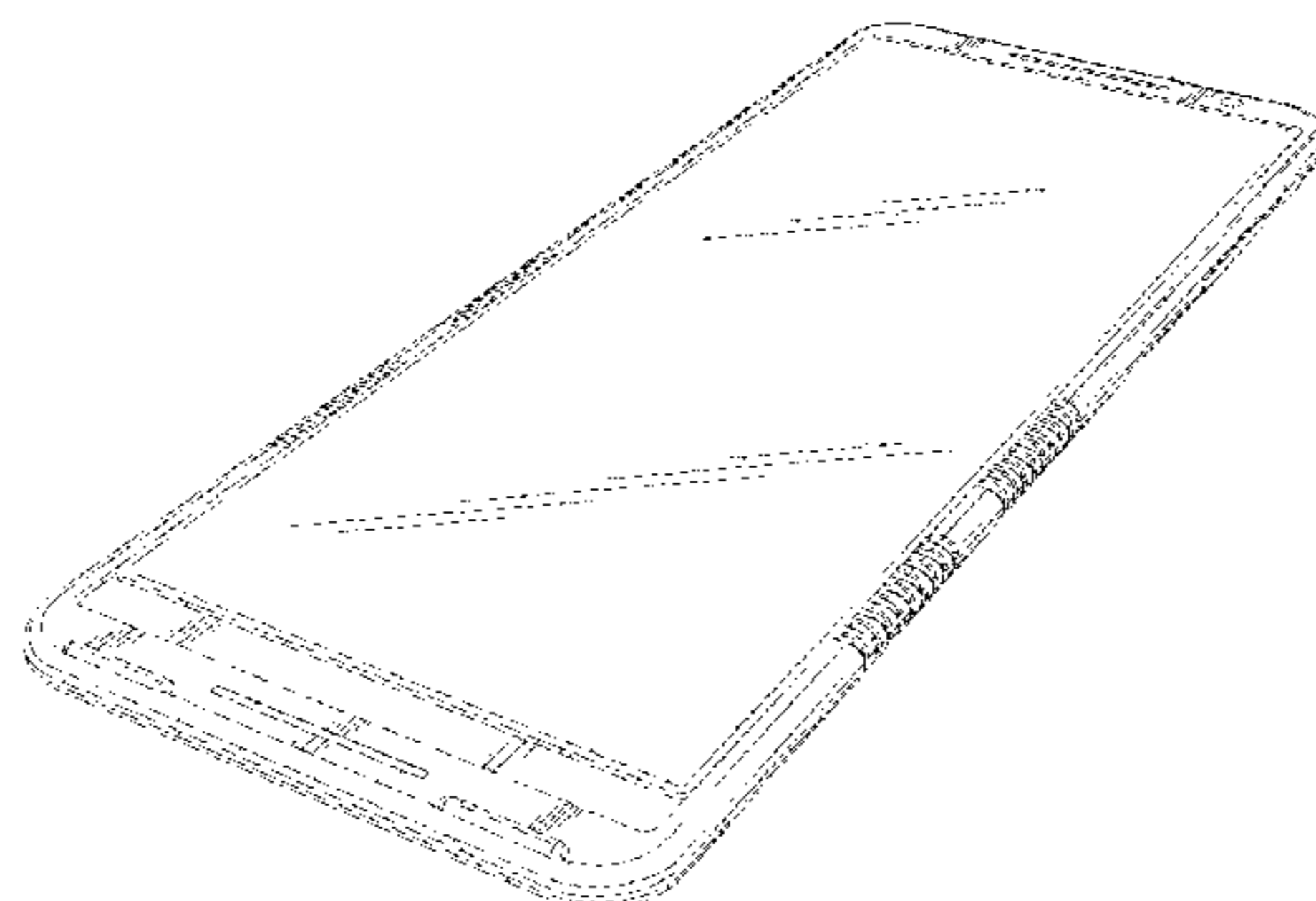
(57) **CLAIM**

The ornamental design for a flexible electronic device, as shown and described.

DESCRIPTION

FIG. 1 is a perspective view of a flexible electronic device showing the new design;
FIG. 2 is a front view thereof;
FIG. 3 is a back view thereof;
FIG. 4 is a left side view thereof;
FIG. 5 is a right side view thereof;
FIG. 6 is a top view thereof;
FIG. 7 is a bottom view thereof;
FIG. 8 is a perspective view of the new design shown in a first bending position;
FIG. 9 is a left side view of FIG. 8;
FIG. 10 is a perspective view of the new design shown in a second bending position;
FIG. 11 is a left side view of FIG. 10;
FIG. 12 is a perspective view of the new design shown in a third bending position;
FIG. 13 is a left side view of FIG. 12; and,
FIG. 14 is another perspective view of the new design shown in the third bending position.

1 Claim, 11 Drawing Sheets



(56)

References Cited

U.S. PATENT DOCUMENTS

D681,000 S	4/2013	Koh	D14/203.4	D814,435 S *	4/2018	Kwon	D14/138 AB
D681,055 S	4/2013	Koh	D14/496	10,063,677 B2 *	8/2018	Cavallaro	H04M 1/0268
D697,044 S	1/2014	Zhang	D14/138 G	D828,321 S *	9/2018	Yeom	D14/138 AB
D709,487 S	7/2014	Kang	D14/250	2006/0105824 A1	5/2006	Kim	H04M 1/0214
D713,841 S	9/2014	Lim	D14/341					455/575.8
8,837,126 B2	9/2014	Cho	G06F 1/1601	2012/0314399 A1	12/2012	Bohn	G06F 1/1616
				361/679.01					362/97.1
D715,758 S	10/2014	Yun	D14/138 R	2013/0216740 A1	8/2013	Russell-Clarke	B23K 26/38
D715,759 S	10/2014	Choi	D14/138 AB					428/33
D716,246 S	10/2014	Yun	D14/138 R	2013/0321340 A1	12/2013	Seo	G06F 1/1641
D716,247 S	10/2014	Yun	D10/32					345/174
D716,751 S	11/2014	Lee	D14/138 AB	2014/0198036 A1	7/2014	Kim	G06F 1/1652
D719,540 S	12/2014	Lee	D14/138 AB					345/156
D723,489 S	3/2015	Song	D14/138 G	2014/0226275 A1	8/2014	Ko	G06F 1/1626
D726,673 S	4/2015	Lee	D14/138 G					361/679.27
9,013,864 B2	4/2015	Griffin	H04M 1/0216	2014/0255899 A1	9/2014	Poullain	G06F 1/1616
				16/382					434/351
9,069,521 B2	6/2015	Lee	G06F 1/16	2014/0285476 A1	9/2014	Cho	G06F 1/1601
9,173,287 B1	10/2015	Kim	H05K 1/028					345/204
D744,448 S	12/2015	Im	D14/138 AA	2014/0319550 A1	10/2014	Yamazaki	H01L 51/5237
D744,992 S	12/2015	Lee	D14/248					257/88
D745,001 S	12/2015	Cho	D14/341	2014/0353613 A1	12/2014	Cheon	H01L 51/0097
D745,285 S	12/2015	Margulis	D14/345					257/40
D746,285 S	12/2015	Okabe	D14/345	2015/0055287 A1	2/2015	Seo	G06F 1/1652
D749,571 S	2/2016	Park	D14/203.4					361/679.27
D749,573 S	2/2016	Park	D14/203.4	2015/0131222 A1	5/2015	Kauhaniemi	G06F 1/1652
D749,574 S	2/2016	Park	D14/203.4					361/679.27
D749,575 S	2/2016	Park	D14/203.4	2015/0153778 A1	6/2015	Jung	G06F 1/1677
D749,576 S	2/2016	Park	D14/203.4					345/156
D764,431 S	8/2016	Hibi	D14/138 G	2015/0338888 A1	11/2015	Kim	G06F 1/1677
D767,526 S	9/2016	Lee	D14/138 AB					345/156
D772,225 S	11/2016	Kim	D14/341	2015/0378397 A1	12/2015	Park	G06F 1/1652
D775,095 S	12/2016	Kim	D14/138 G					361/679.27
D775,597 S	1/2017	Kim	D14/138 G	2015/0378557 A1	12/2015	Jeong	G06F 3/0488
D776,073 S	1/2017	Kim	D14/138 G					715/835
D777,129 S	1/2017	Xu	D14/138 G	2016/0062408 A1	3/2016	Lee	G06F 1/1641
D778,862 S	2/2017	Hibi	D14/138 G					345/173
D788,726 S	6/2017	Lee	D14/138 AB	2016/0132074 A1	5/2016	Kim	G06F 1/1652
D788,734 S	6/2017	Park	D14/138 AB					715/769
D788,735 S	6/2017	Daniel	D14/138 G	2016/0155967 A1	6/2016	Lee	H01L 51/5281
9,710,021 B2	7/2017	Kauhaniemi	G06F 1/1652					257/88
D795,861 S *	8/2017	Seo	G06F 1/1652	2016/0187935 A1	6/2016	Tazbaz	G06F 18/1681
				D14/341					361/679.03
D800,112 S	10/2017	Park			2016/0195901 A1	7/2016	Kauhaniemi	G06F 1/1681
9,927,841 B2 *	3/2018	Gheorghiu	G06F 1/1652					361/679.27
					2016/0324023 A1 *	11/2016	Kim	G06F 1/1624

* cited by examiner

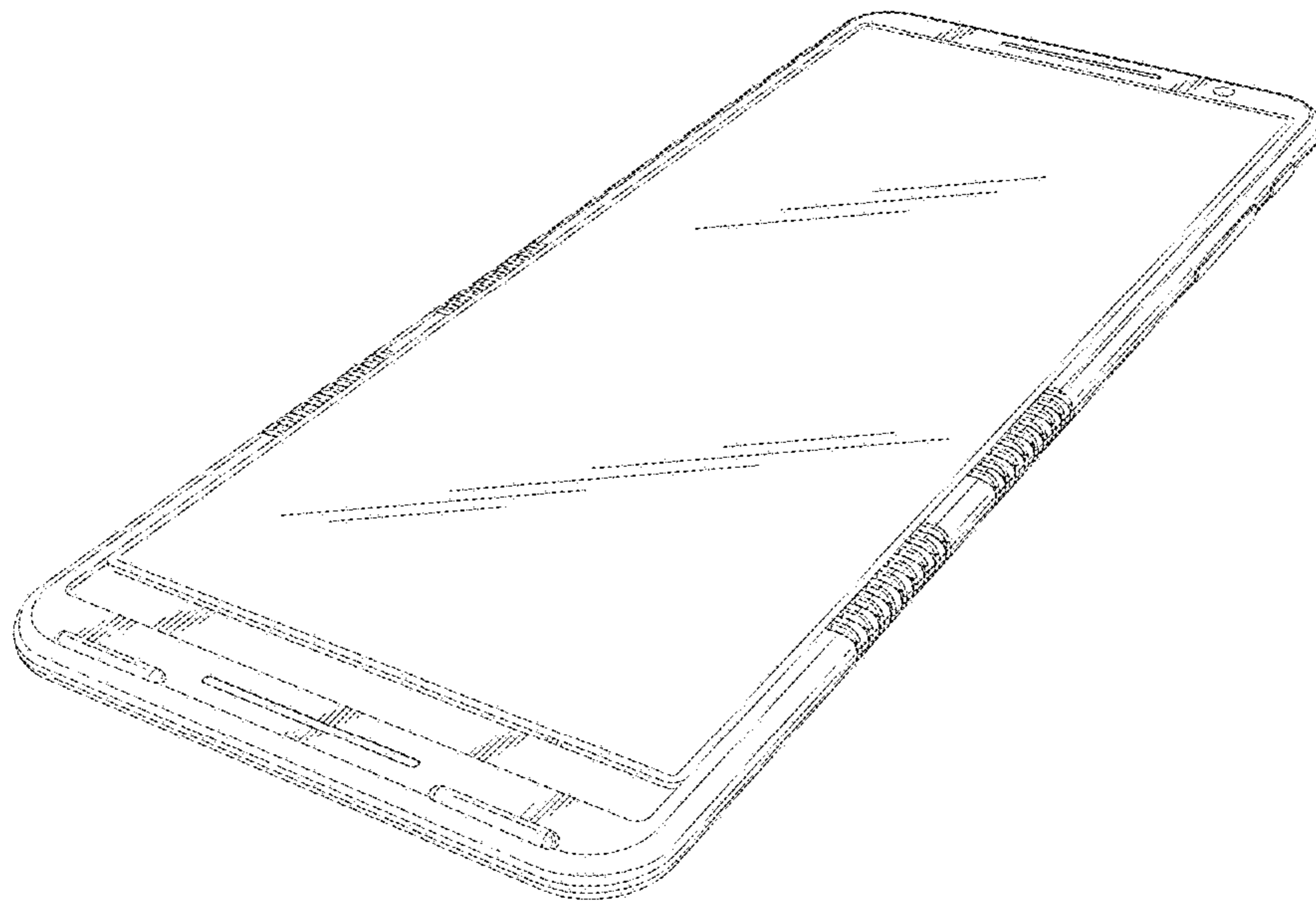


Fig. 1




Fig. 2

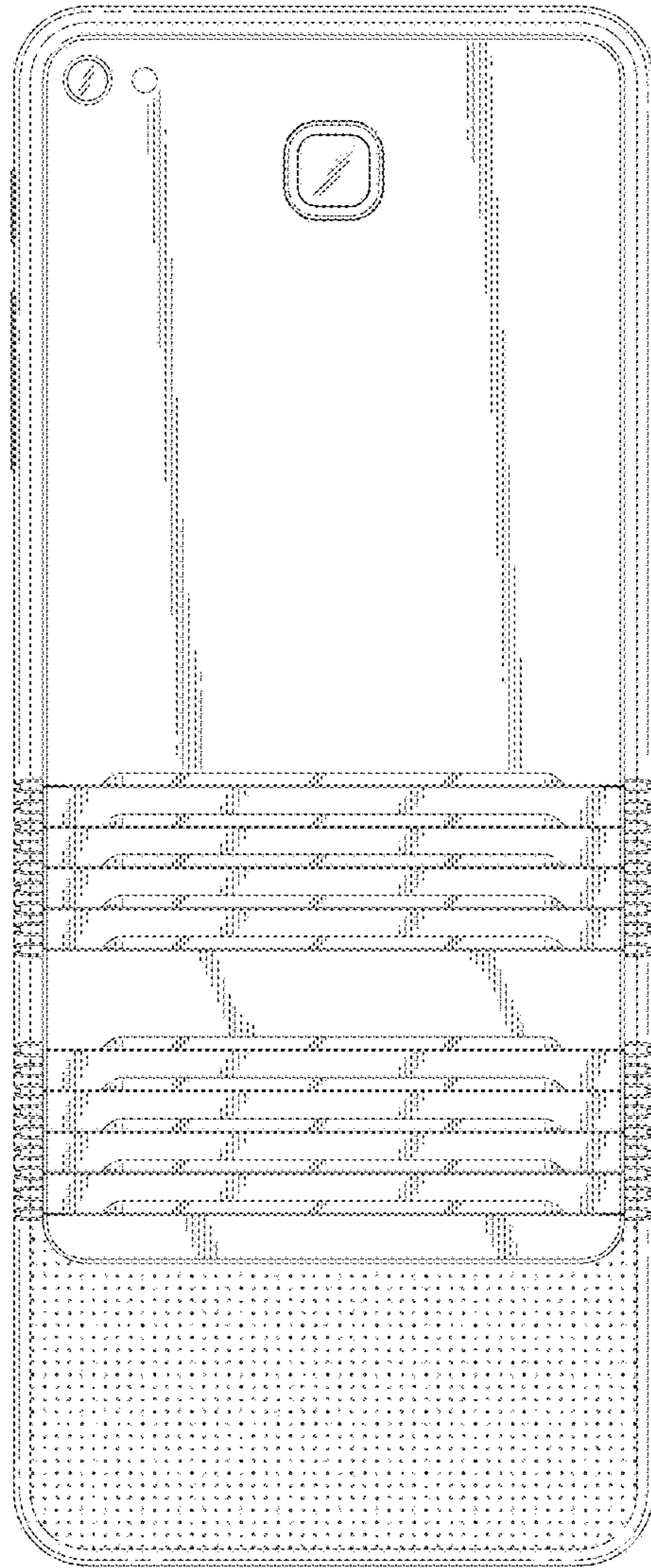


Fig. 3




Fig. 4



Fig. 5




Fig. 6




Fig. 7

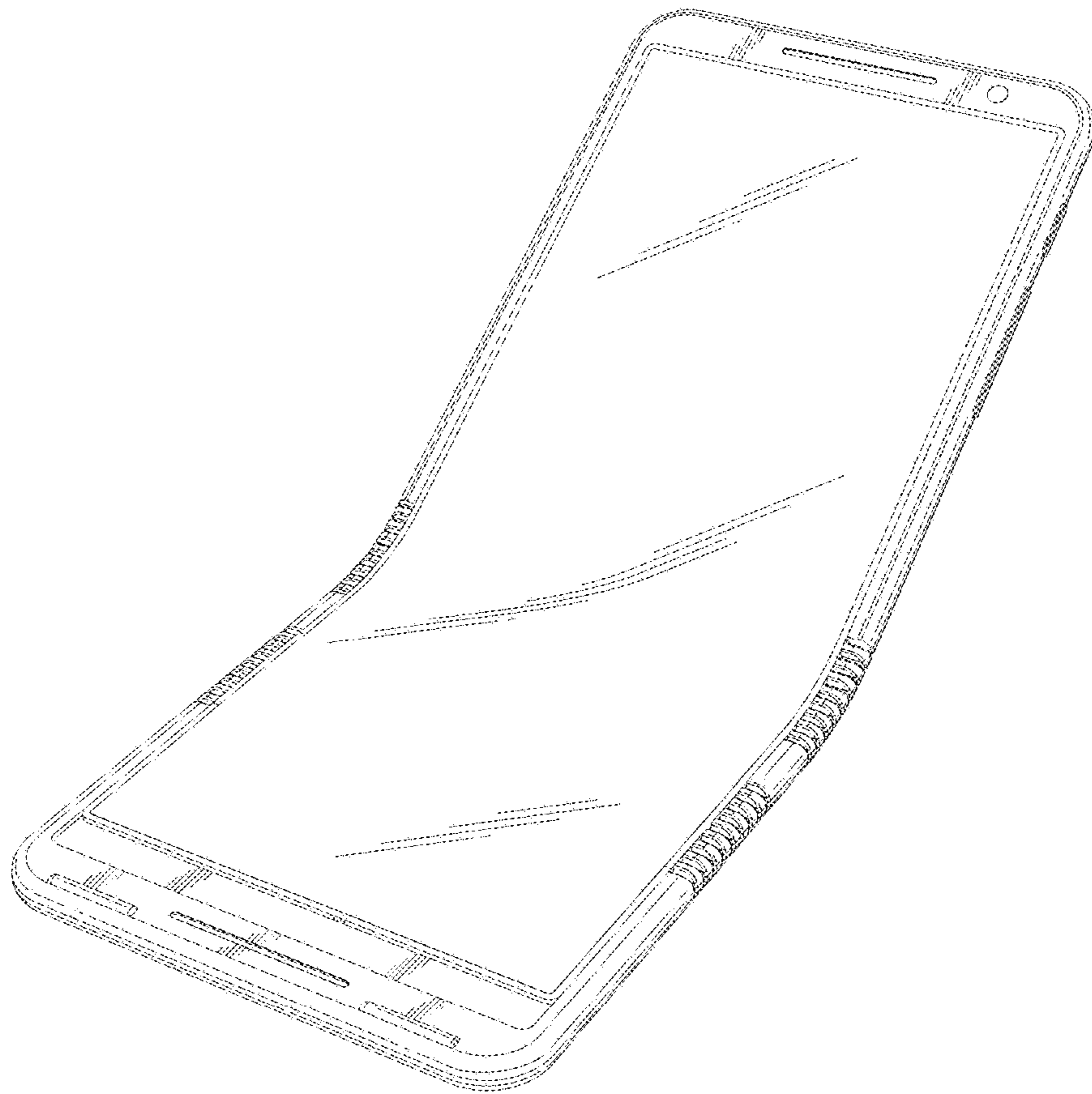


Fig. 8

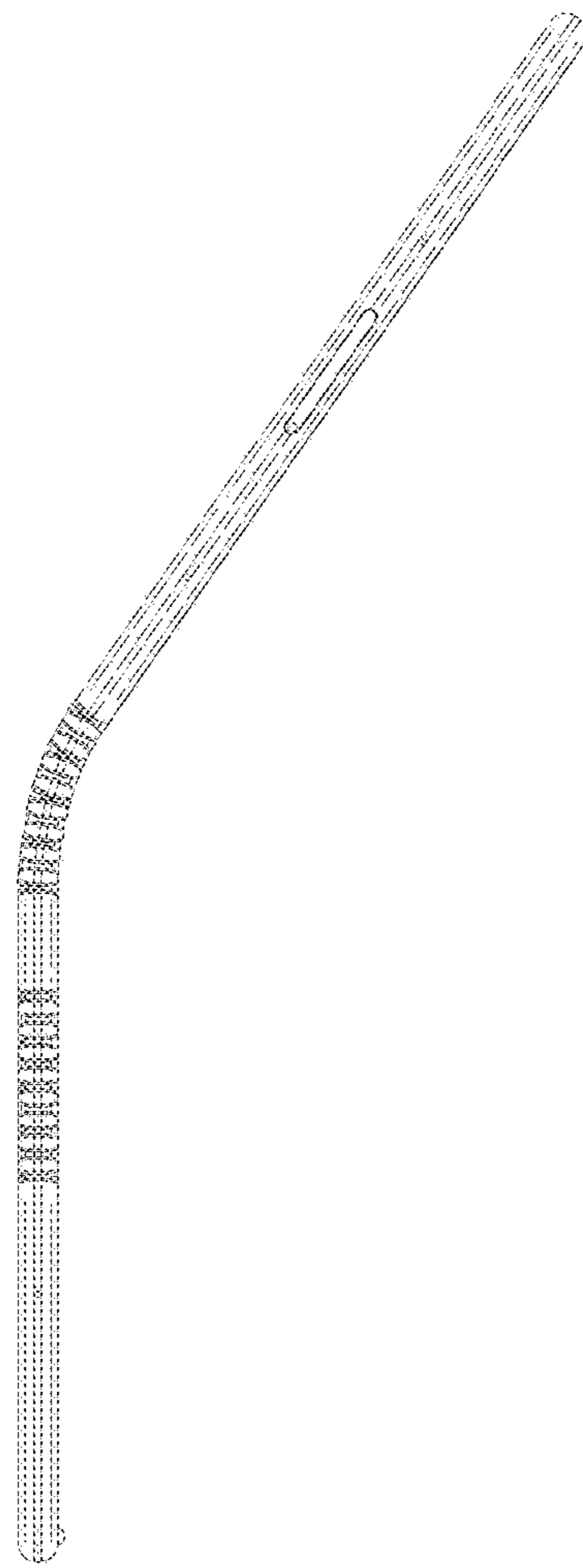


Fig. 9

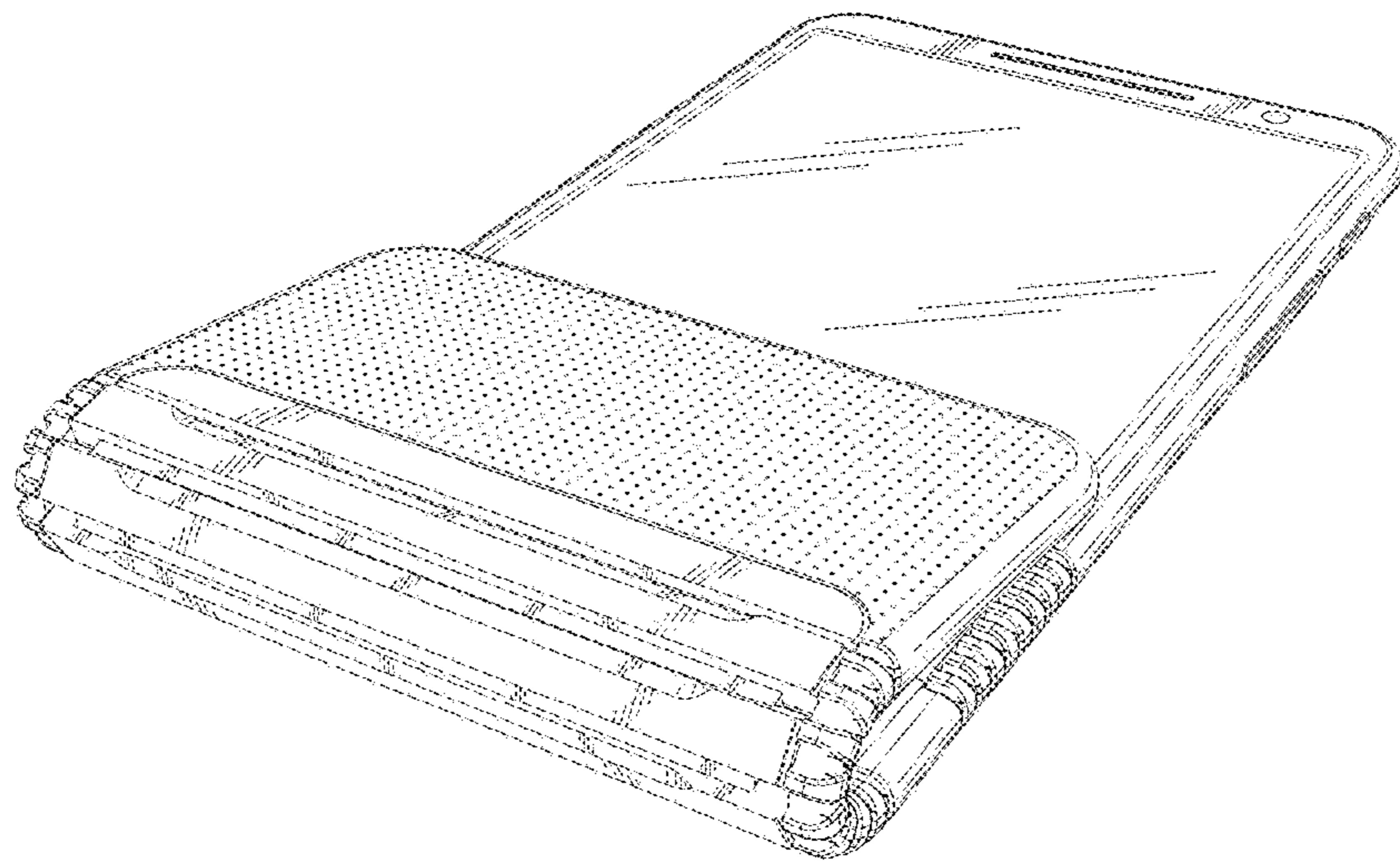


Fig. 10




Fig. 11

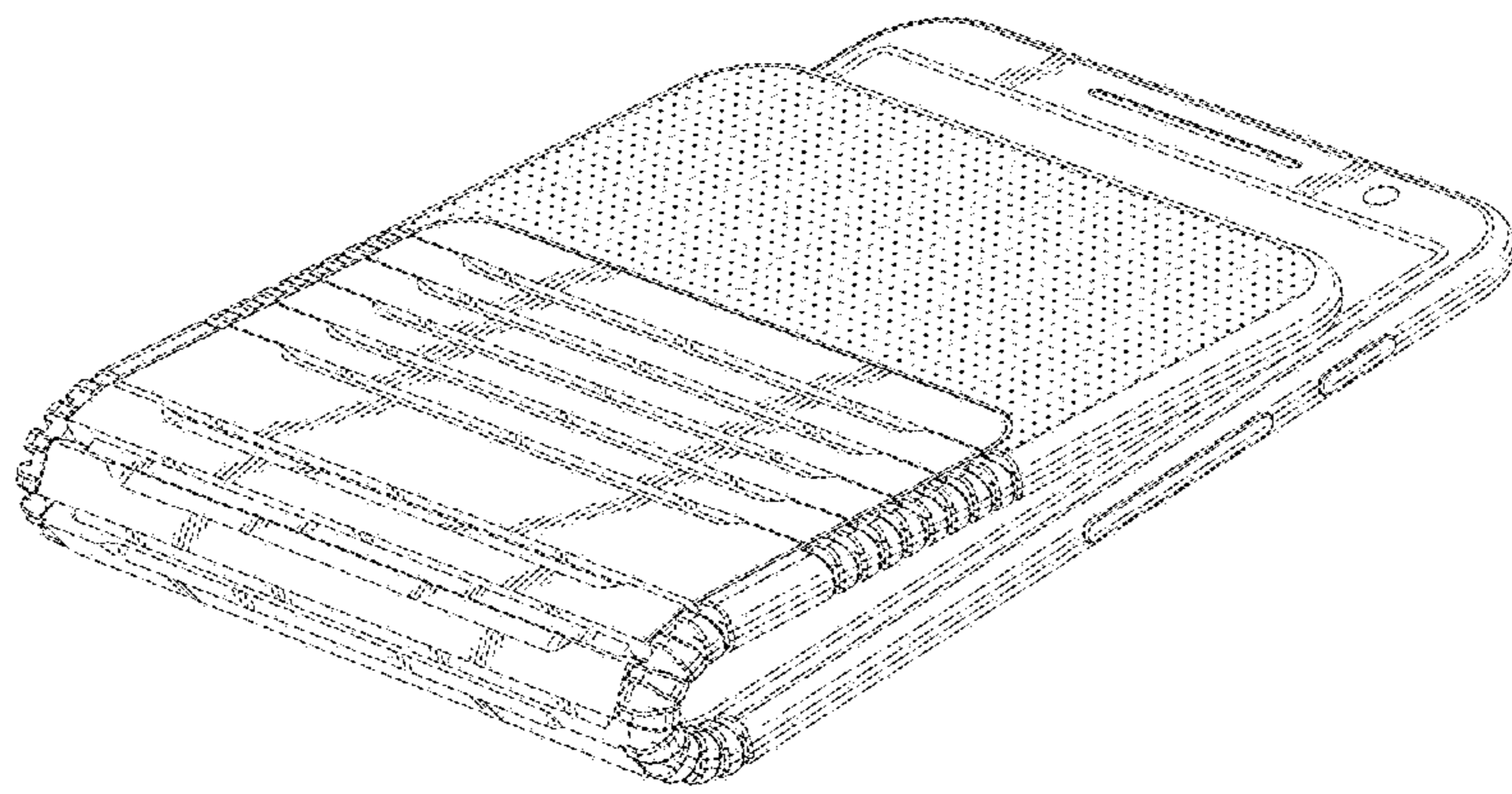


Fig. 12




Fig. 13

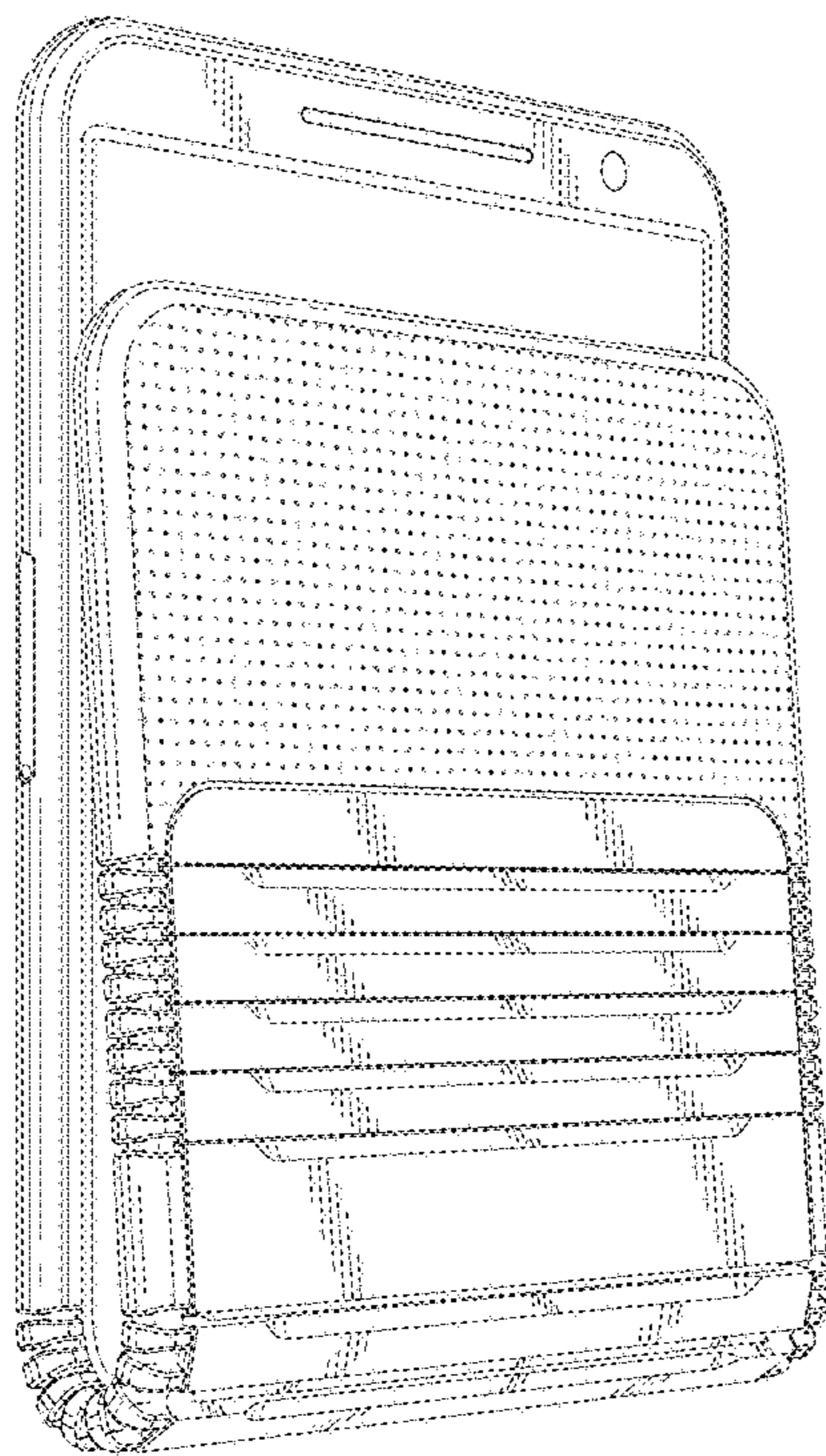


Fig. 14