



US00D859346S

(12) **United States Design Patent** (10) **Patent No.:** **US D859,346 S**
Chiang et al. (45) **Date of Patent:** **** Sep. 10, 2019**

(54) **PORTABLE ELECTRONIC DEVICE**

FOREIGN PATENT DOCUMENTS

(71) Applicant: **HTC Corporation**, Taoyuan (TW)

TW D190364 S 5/2018

(72) Inventors: **Meng-Sheng Chiang**, Taoyuan (TW);
Hung-Yu Chen, Taoyuan (TW);
Yien-Chun Kuo, Taoyuan (TW);
Zhi-Qing Wu, Taoyuan (TW)

OTHER PUBLICATIONS

Pantech Vega R3 IM-A850L, announced Oct. 2012, [online], [retrieved on Nov. 28, 2012]. Retrieved from Internet ,<URL: <http://www.gsmarena.com>>.*

(73) Assignee: **HTC CORPORATION**, Taoyuan (TW)

(Continued)

(**) Term: **15 Years**

Primary Examiner — Bridget L Eland

(21) Appl. No.: **29/637,040**

(74) *Attorney, Agent, or Firm* — Birch, Stewart, Kolasch & Birch, LLP

(22) Filed: **Feb. 13, 2018**

(51) **LOC (12) Cl.** **14-03**

(57) **CLAIM**

(52) **U.S. Cl.**
USPC **D14/138 G**

The ornamental design for a portable electronic device, as shown and described.

(58) **Field of Classification Search**
USPC D14/138 G, 248, 341, 371, 374, 138 R,
D14/138 AA, 138 AB, 138 AC, 138 AD,
D14/138 C, 247
CPC H04M 1/0202; H04M 1/0235; H04M
1/0237; H04M 1/0239; H04M 1/0266;
H04M 1/0268; H04M 1/027; H04M
1/0295

DESCRIPTION

See application file for complete search history.

FIG. 1 is a front perspective view of a portable electronic device in accordance with our new design;
FIG. 2 is a front view thereof;
FIG. 3 is a rear view thereof;
FIG. 4 is a left side view thereof;
FIG. 5 is a right side view thereof;
FIG. 6 is a top plan view thereof;
FIG. 7 is a bottom plan view thereof;
FIG. 8 is a rear perspective view thereof; and,
FIG. 9 is a partial enlarged view of the encircled portion B in FIG. 7.

(56) **References Cited**

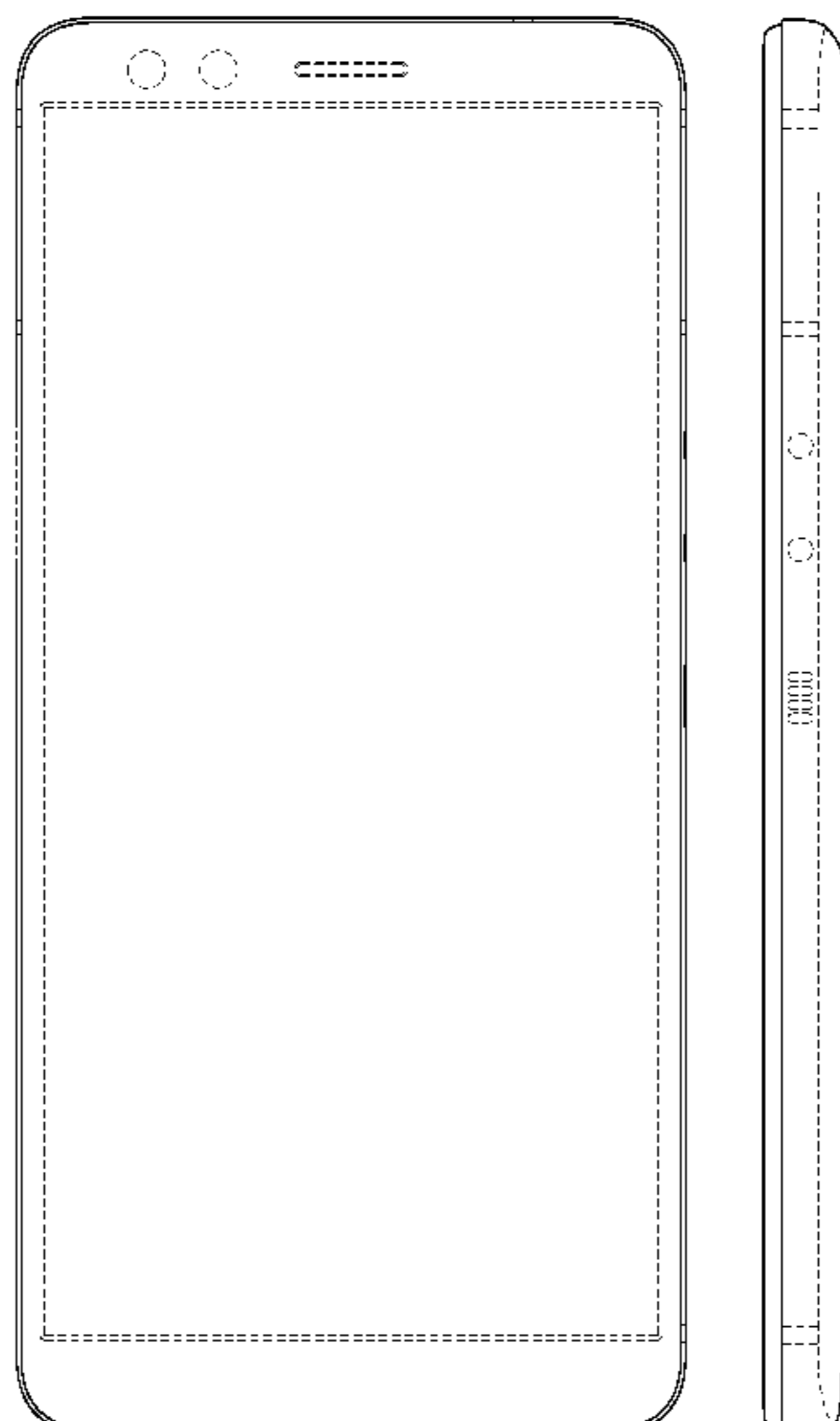
U.S. PATENT DOCUMENTS

D473,550 S *	4/2003	Ribeiro	D14/247
D596,631 S *	7/2009	Van Den Nieuwenhuizen	D14/247
D597,512 S *	8/2009	Kim	D14/138 G
D683,711 S *	6/2013	Hofer	D14/138 G
D683,713 S *	6/2013	Hofer	D14/138 G
D684,554 S *	6/2013	Park	D14/138 G
D686,586 S *	7/2013	Cho	D14/138 G
D692,872 S *	11/2013	Hofer	D14/138 G
D707,646 S *	6/2014	Kim	D14/138 G
D715,246 S *	10/2014	Oh	D14/138 G

The broken lines immediately adjacent to the claim represent the bounds of the claimed design while all other broken lines are directed to environment and are for illustrative purposes only. The broken lines identifying portion "B" in the FIG. 7 and FIG. 9 views are included for reference purposes only to identify the partially enlarged view. The broken lines form no part of the claimed design.

(Continued)

1 Claim, 8 Drawing Sheets



(56)

References Cited

U.S. PATENT DOCUMENTS

D717,262	S	*	11/2014	Phillips	D14/138	G
D721,347	S	*	1/2015	Lee	D14/138	G
D726,673	S	*	4/2015	Lee	D14/138	G
D733,674	S	*	7/2015	Kim	D14/138	G
D733,693	S		7/2015	Wang et al.			
D738,343	S	*	9/2015	Shao	D14/138	G
D738,840	S	*	9/2015	Kim	D14/138	G
D740,246	S	*	10/2015	Kim	D14/138	G
D742,348	S	*	11/2015	Park	D14/138	G
D744,447	S	*	12/2015	Ryu	D14/138	G
D744,450	S	*	12/2015	Kim	D14/138	G
D777,129	S	*	1/2017	Xu	D14/138	G
D788,735	S	*	6/2017	Daniel	D14/138	G
D792,366	S	*	7/2017	Zhang	D14/138	G
D792,863	S	*	7/2017	Hibi	D14/138	G
D825,516	S	*	8/2018	Li	D14/138	G
D830,351	S	*	10/2018	Zhang	D14/248	
D832,805	S	*	11/2018	Xu	D14/138	G

OTHER PUBLICATIONS

Spice Mi-500 Stellar Horizon, announced Sep. 2012, [online], [retrieved on Nov. 29, 2012]. Retrieved from Internet ,<URL: <http://www.gsmarena.com>>.*

Samsung I9103 Galaxy R, announced Jun. 2011, [online], [retrieved on Aug. 19, 2011]. Retrieved from Internet ,<URL: <http://www.gsmarena.com>>.*

Samsung Galaxy S II AT&T, announced Aug. 2011, [online], [retrieved on Sep. 14, 2011]. Retrieved from Internet ,<URL: <http://www.gsmarena.com>>.*

Samsung i997 Infuse 4G, announced Jan. 2011, [online], [retrieved on Jan. 6, 2011]. Retrieved from Internet ,<URL: <http://www.gsmarena.com>>.*

Plum Axe, announced May 2012, [online], [retrieved on Nov. 28, 2012]. Retrieved from Internet ,<URL: <http://www.gsmarena.com>>.*

* cited by examiner

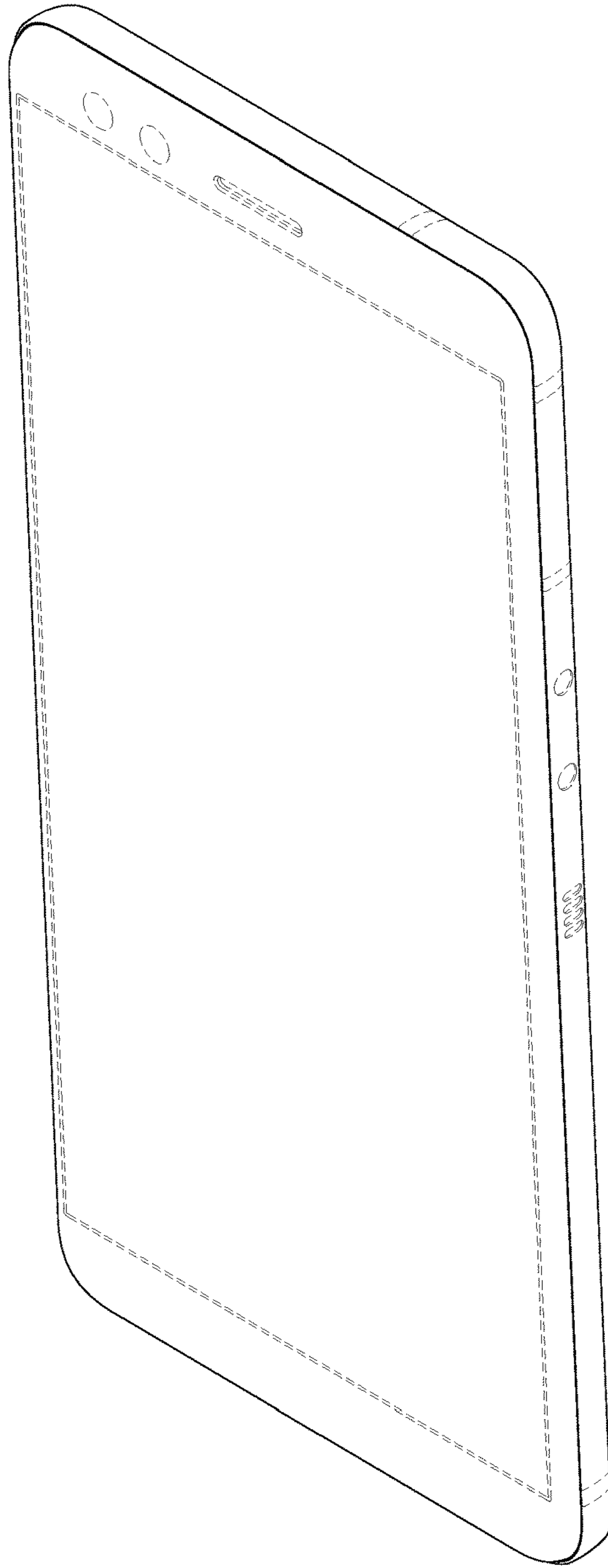


FIG. 1




FIG. 2




FIG. 3




FIG. 4

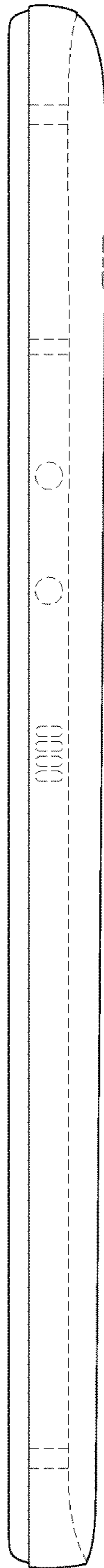


FIG. 5

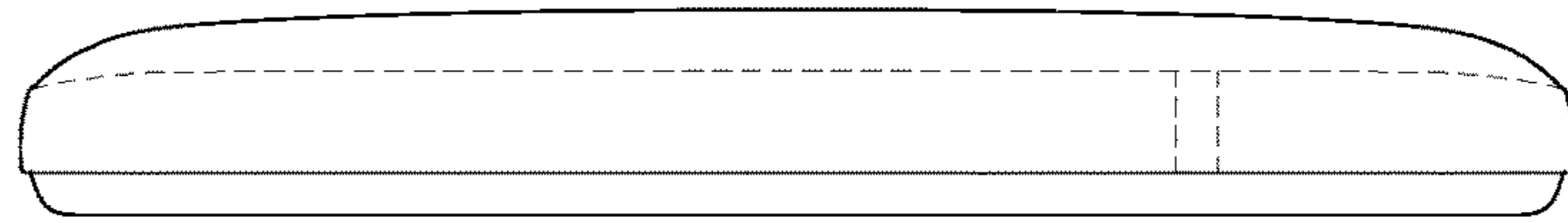


FIG. 6

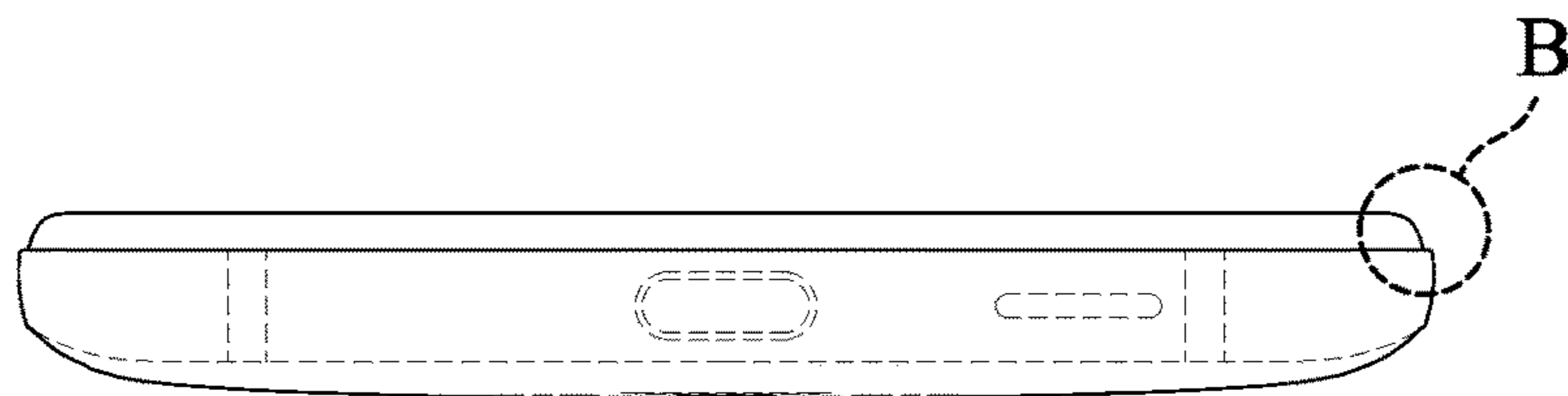


FIG. 7

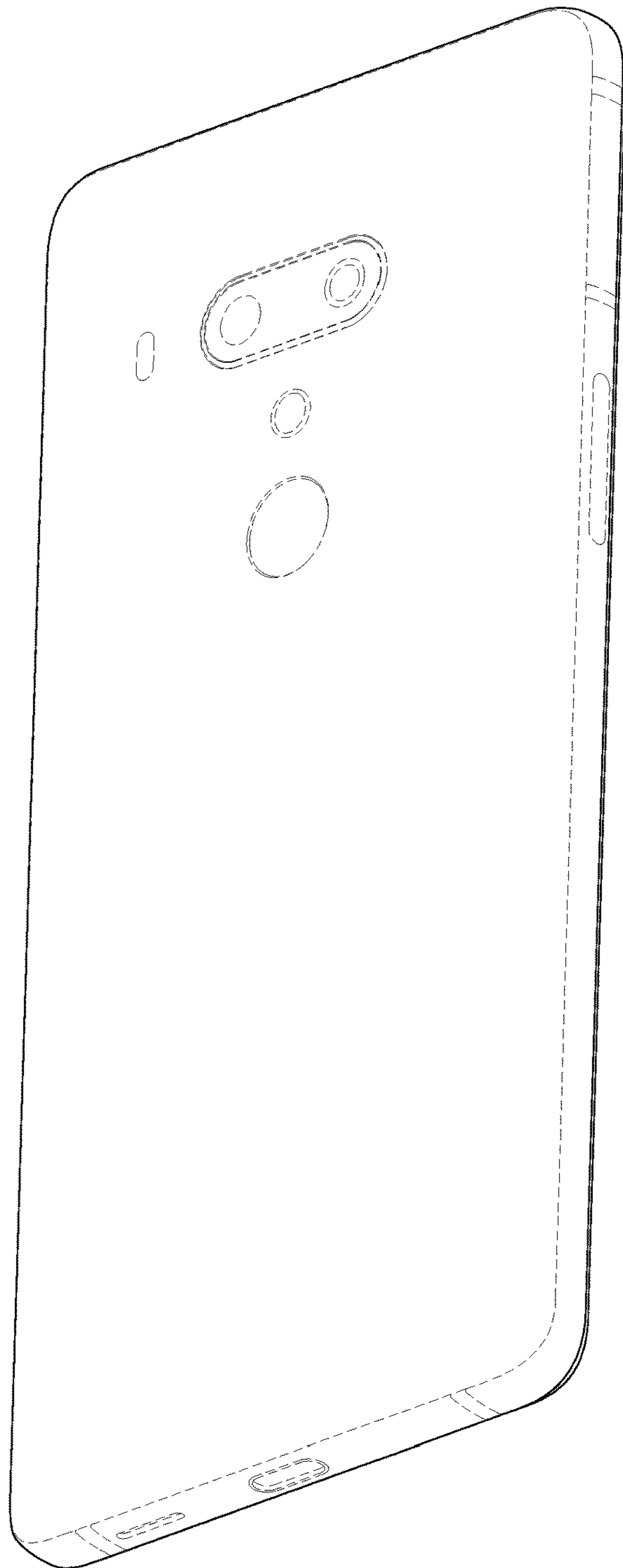


FIG. 8

B

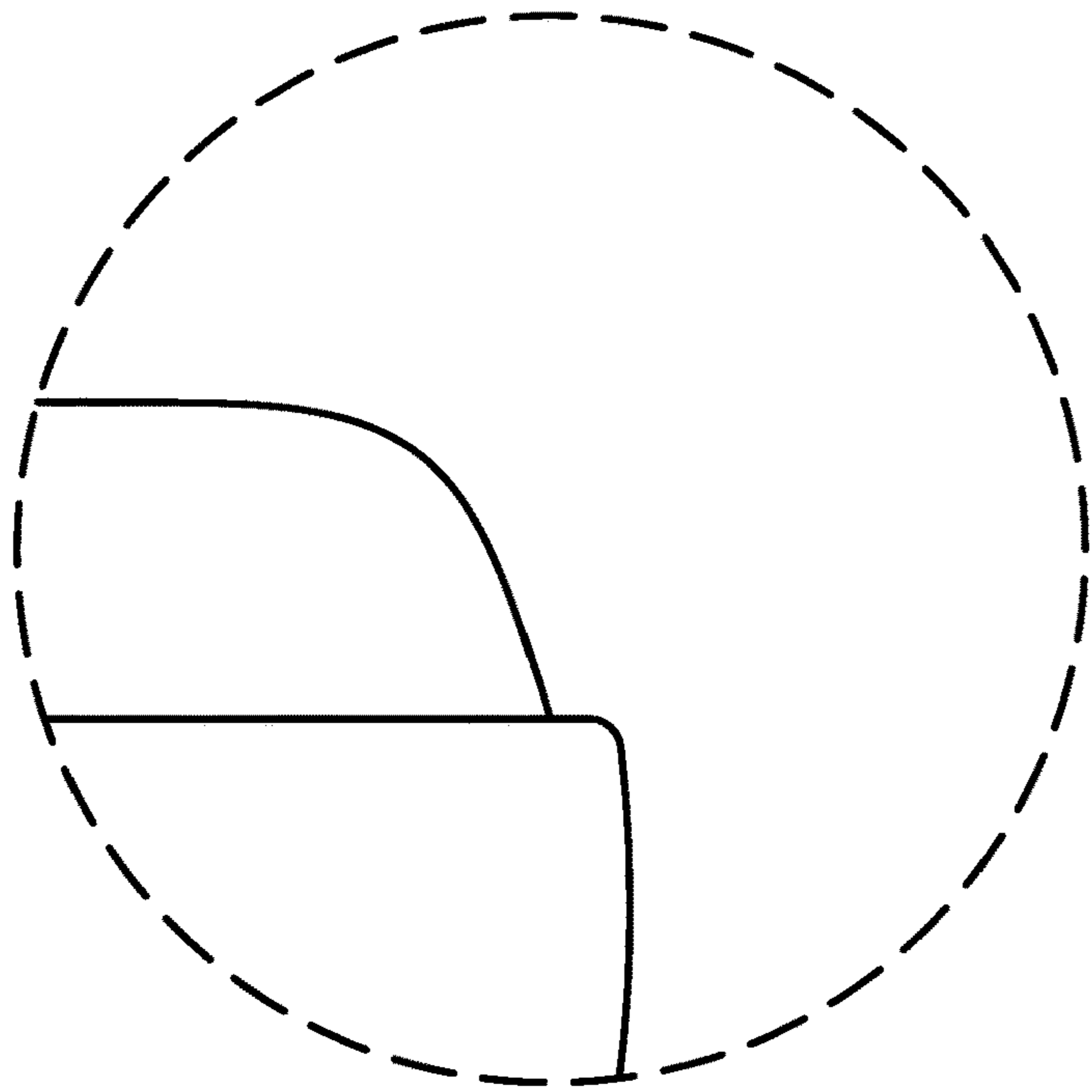


FIG. 9