



US00D859306S

(12) **United States Design Patent** (10) **Patent No.:** **US D859,306 S**  
**Li** (45) **Date of Patent:** **\*\* Sep. 10, 2019**

(54) **CHARGER**  
(71) Applicant: **Wenjie Li**, Guangdong (CN)  
(72) Inventor: **Wenjie Li**, Guangdong (CN)  
(\*\*) Term: **15 Years**

D599,287 S \* 9/2009 Kingston ..... D13/107  
D599,735 S \* 9/2009 Amidei ..... D13/107  
D623,130 S \* 9/2010 Kawakami ..... D13/107  
D667,785 S \* 9/2012 Ueda ..... D13/107  
D808,899 S \* 1/2018 Li ..... D13/107  
D810,012 S \* 2/2018 Li ..... D13/107  
D817,871 S \* 5/2018 Li ..... D13/107  
2002/0063550 A1 \* 5/2002 Chen ..... H02J 7/0013  
320/110

(21) Appl. No.: **29/609,137**  
(22) Filed: **Jun. 28, 2017**  
(51) **LOC (12) Cl.** ..... **13-02**  
(52) **U.S. Cl.**  
USPC ..... **D13/107**  
(58) **Field of Classification Search**  
USPC ..... D13/107-110, 118-119, 184; D14/251,  
D14/253, 432, 434  
CPC ..... Y02E 60/12; Y02T 90/14; Y02T 90/122;  
Y02T 90/128; Y02T 90/163; H02J 7/025;  
H02J 7/0042; H02J 7/0044; H02J 7/0045;  
H02J 7/0003; H01F 38/14; H01R  
13/6675; H01M 2/1022; H01M 2/1055;  
H01M 10/44; H01M 10/46; H01M  
10/425; B60L 11/182  
See application file for complete search history.

\* cited by examiner

*Primary Examiner* — Rosemary K Tarcza  
*Assistant Examiner* — Nathaniel D. Buckner  
(74) *Attorney, Agent, or Firm* — Innovation Capital Law  
Group, LLP; Vic Lin

(56) **References Cited**

**U.S. PATENT DOCUMENTS**

D515,501 S \* 2/2006 Kawasaki ..... D13/107  
D523,394 S \* 6/2006 Lie ..... D13/107  
D563,867 S \* 3/2008 Ahlgren ..... D13/107  
D571,722 S \* 6/2008 Kang ..... D13/107  
D573,088 S \* 7/2008 Castellucci ..... D13/107

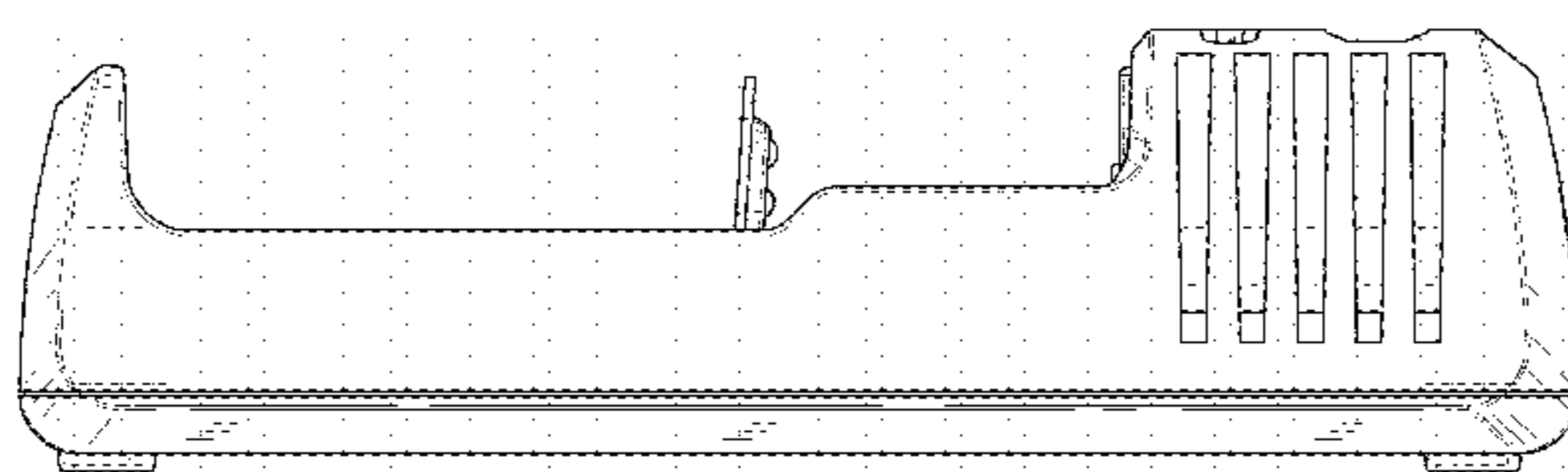
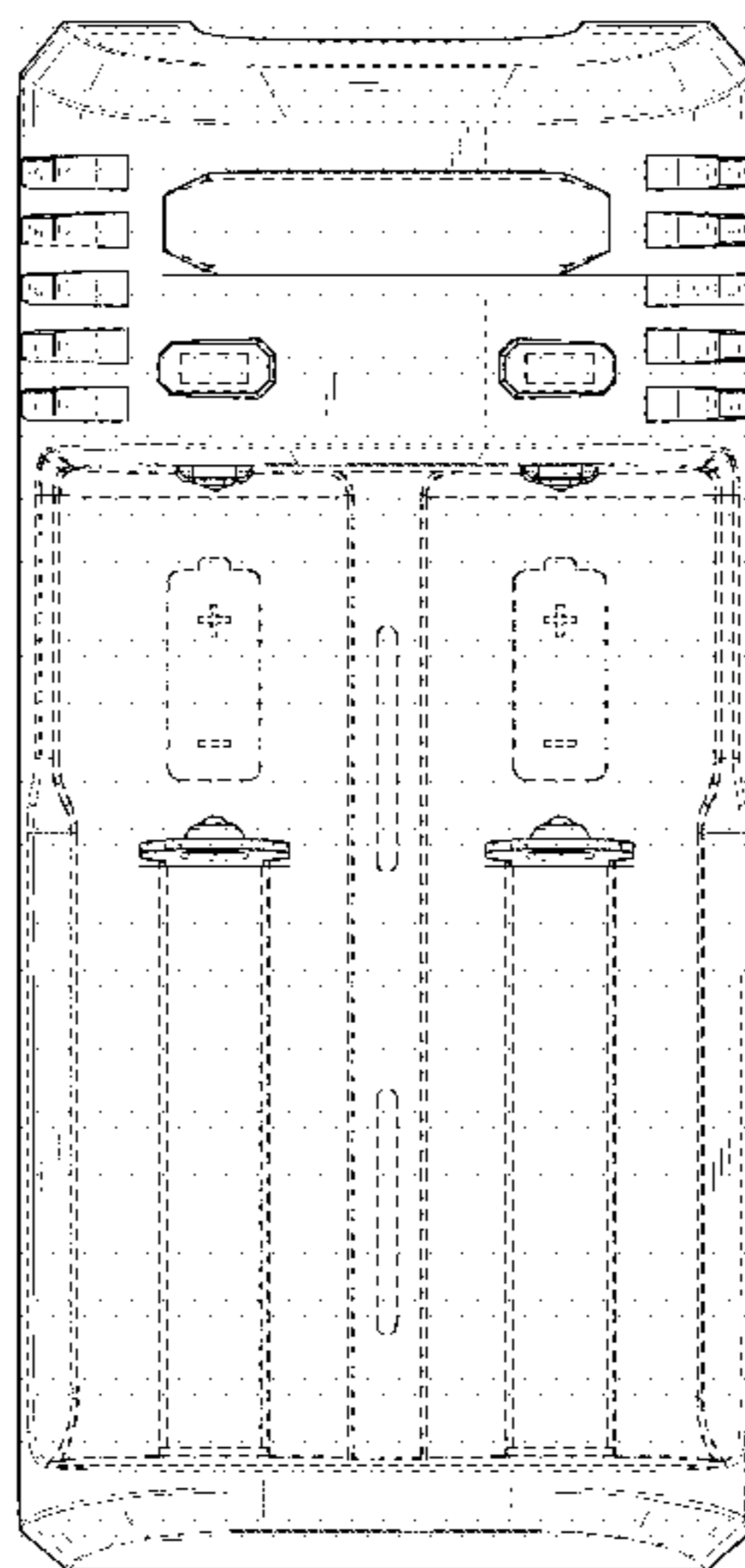
(57) **CLAIM**

The ornamental design for a charger, as shown and described.

**DESCRIPTION**

FIG. 1 is a top plan view of a charger;  
FIG. 2 is a bottom plan view thereof;  
FIG. 3 is a front elevation view thereof;  
FIG. 4 is a rear elevation view thereof;  
FIG. 5 is a left elevation view thereof; and,  
FIG. 6 is a right elevation view thereof.  
The broken lines in the FIGURES show portions of the  
charger which form no part of the claimed design.

**1 Claim, 5 Drawing Sheets**



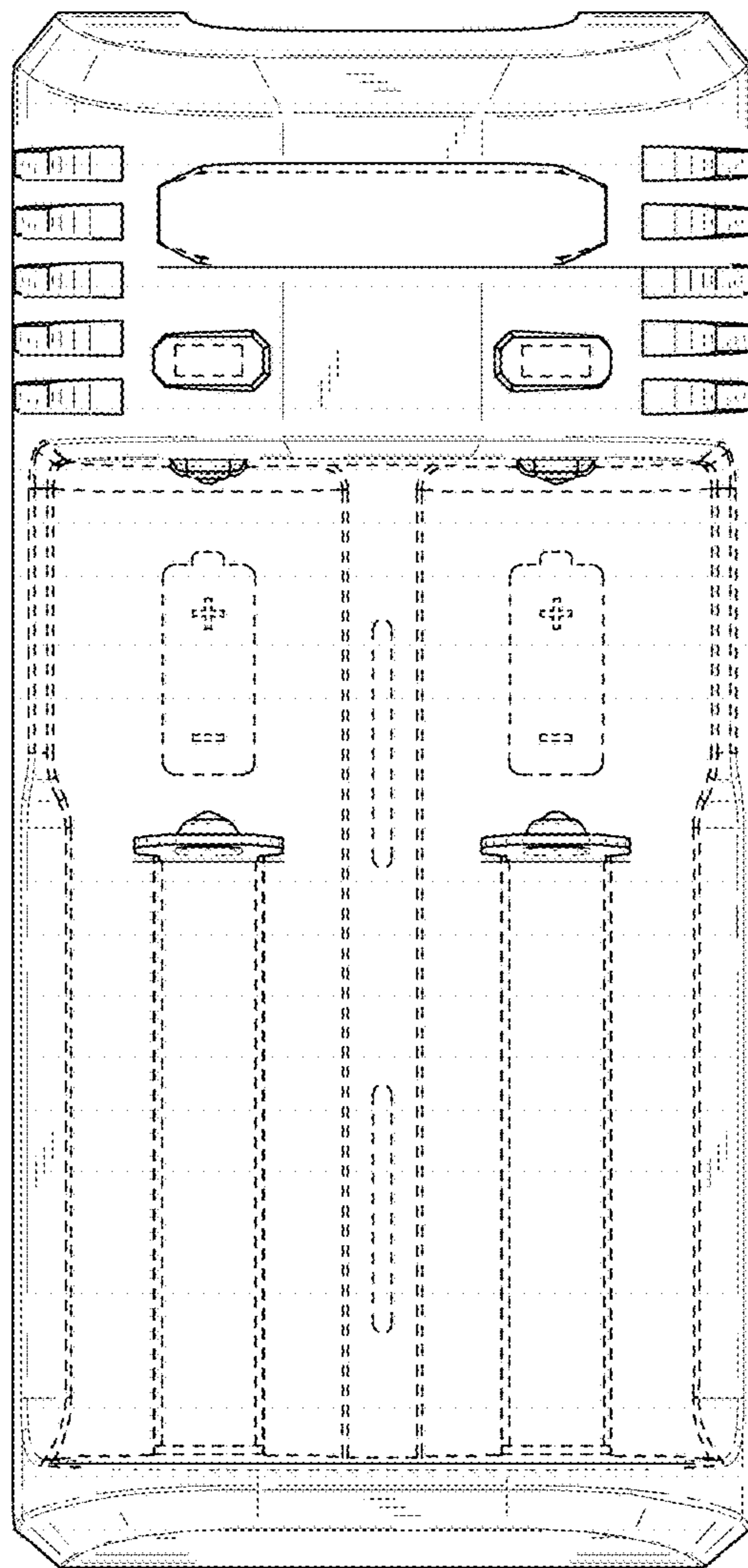


FIG. 1




FIG. 2

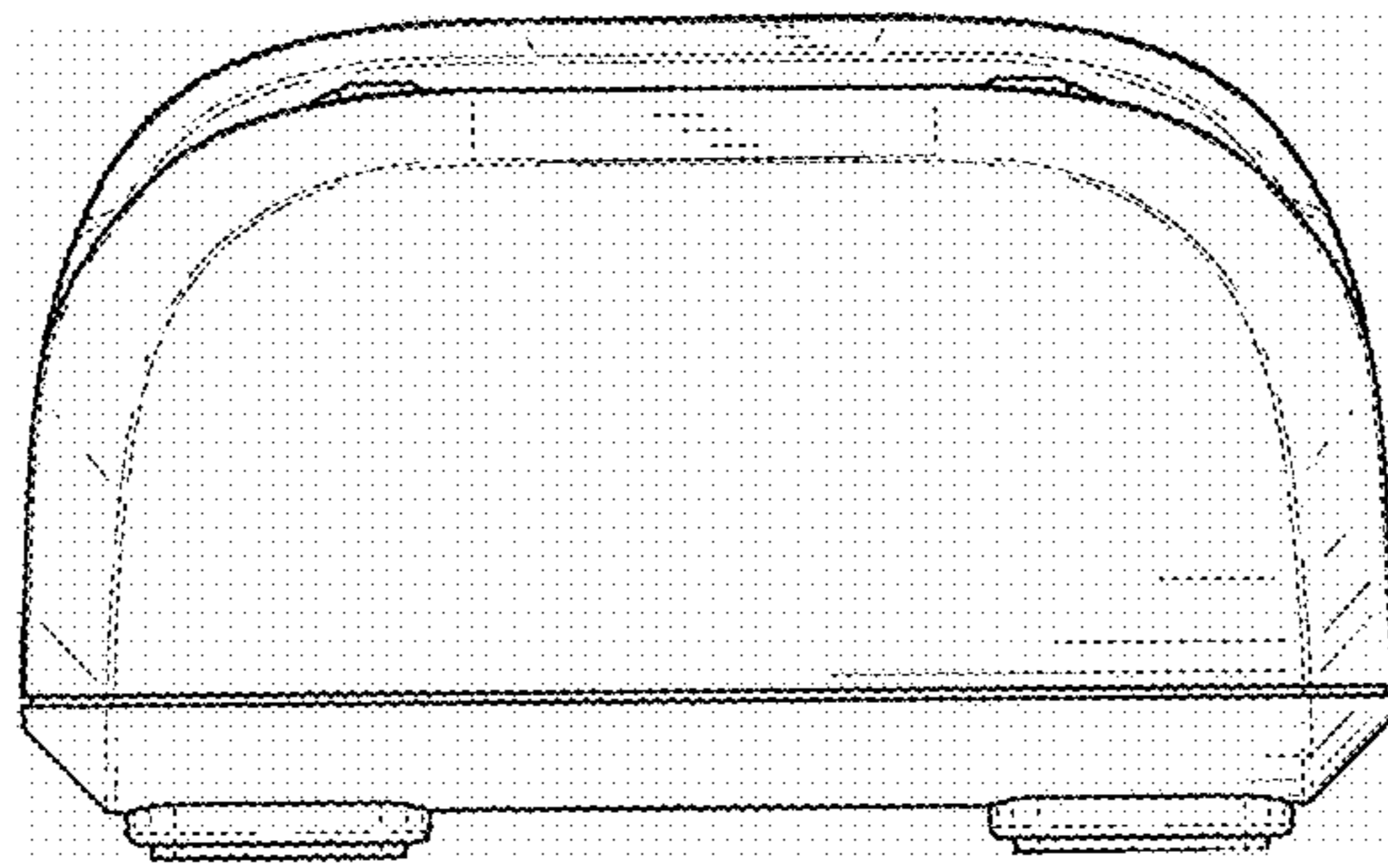


FIG. 3

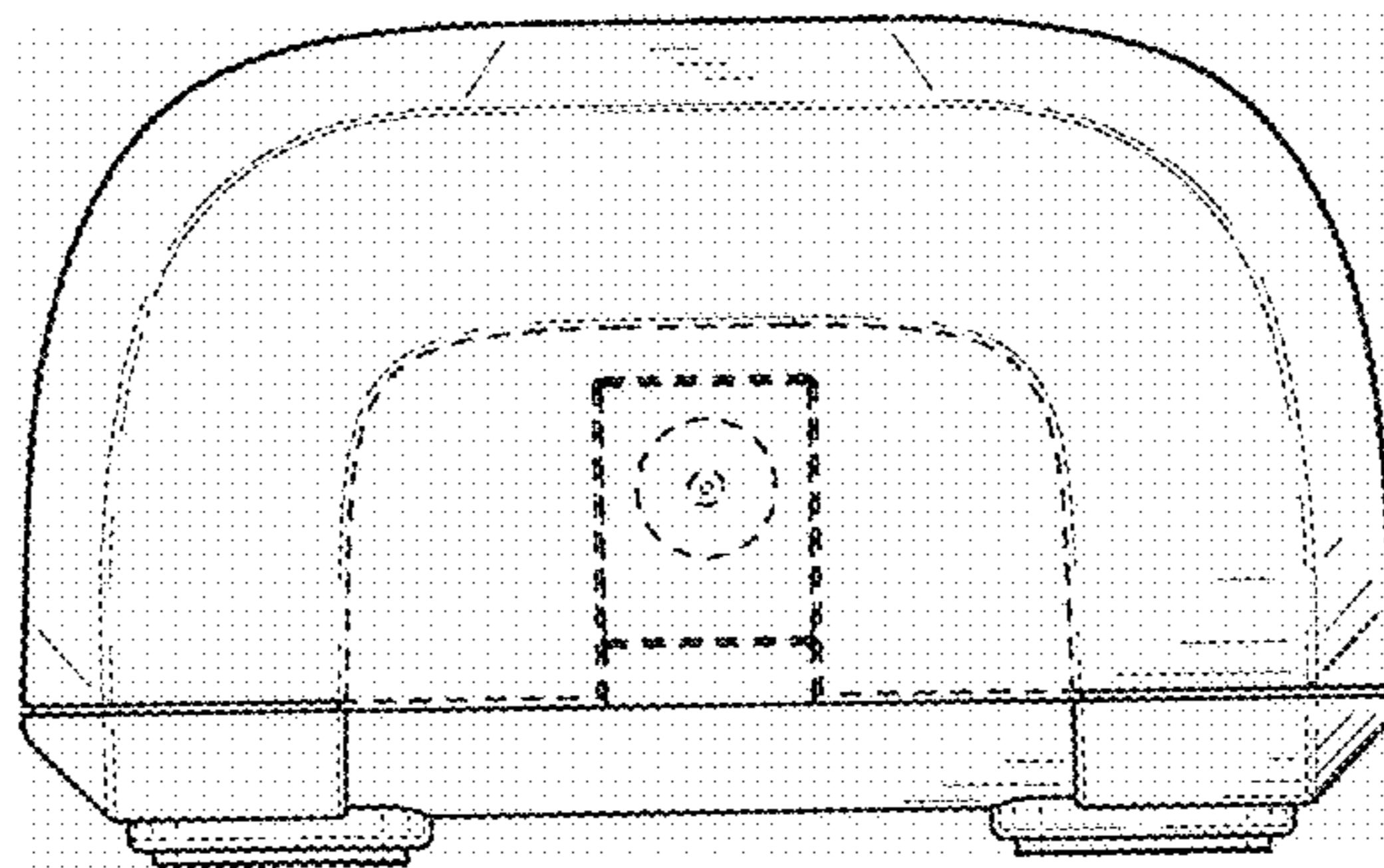


FIG. 4

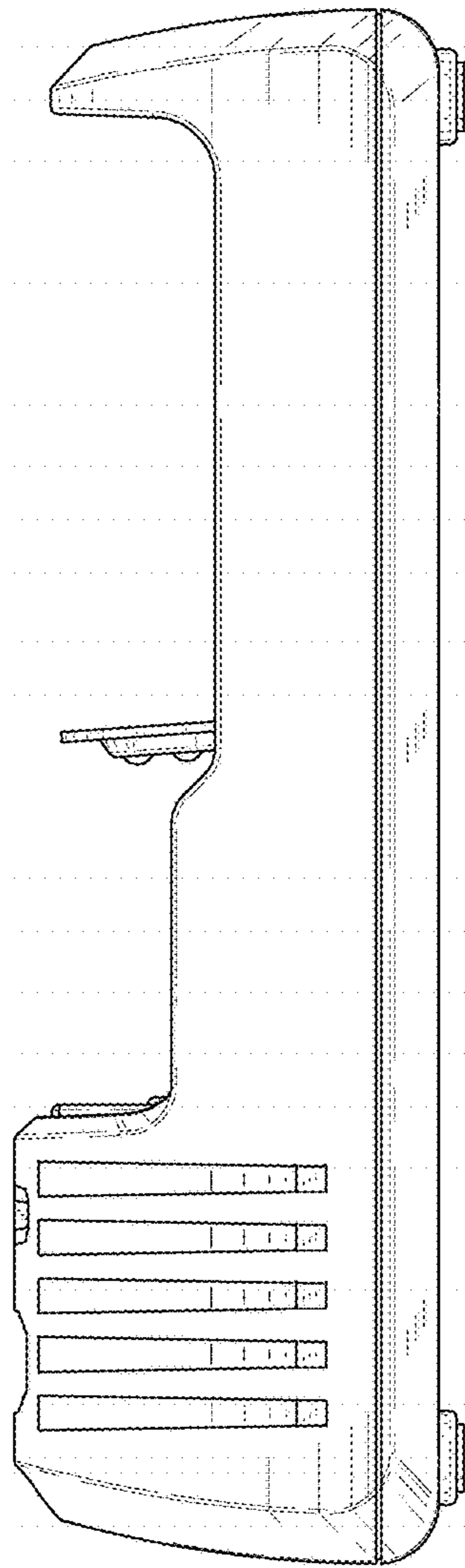


FIG. 5

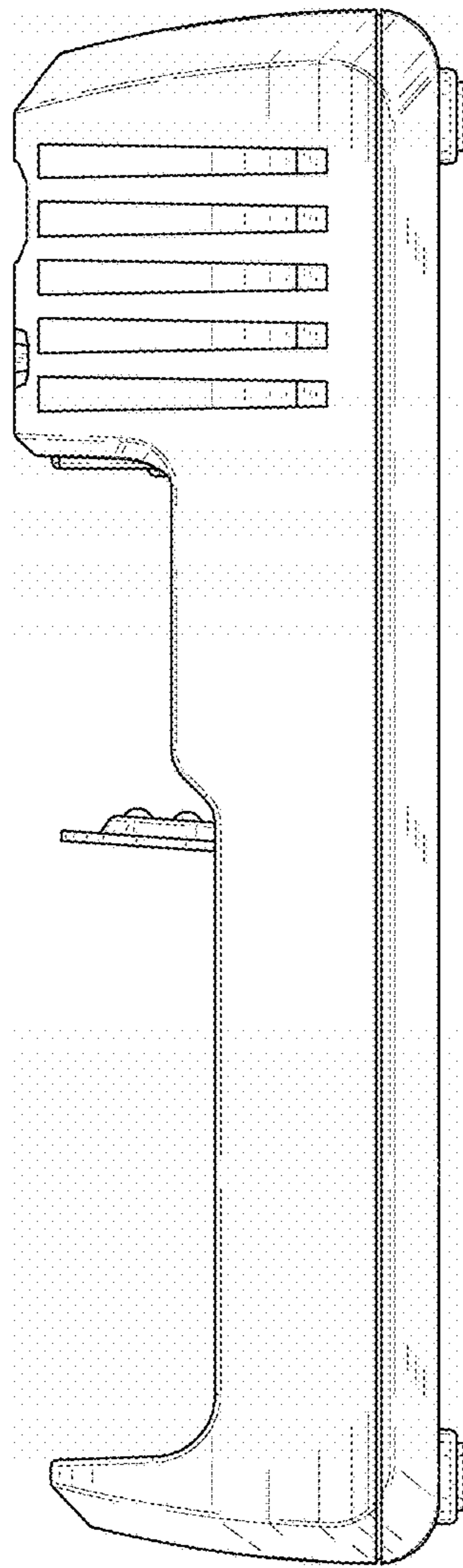


FIG. 6