



US00D859302S

(12) **United States Design Patent** (10) **Patent No.:** **US D859,302 S**
Severyn et al. (45) **Date of Patent:** **** Sep. 10, 2019**

(54) **TIRE**
(71) Applicant: **Bridgestone Americas Tire Operations, LLC**, Nashville, TN (US)
(72) Inventors: **David M. Severyn**, Akron, OH (US); **Michael J. Kubiak**, New Franklin, OH (US); **Seth M. Ricks**, Canton, OH (US); **Dennis D. Belden, Jr.**, Canton, OH (US)
(73) Assignee: **Bridgestone Americas Tire Operations, LLC**, Nashville, TN (US)
(**) Term: **15 Years**
(21) Appl. No.: **29/648,783**
(22) Filed: **May 24, 2018**
(51) **LOC (12) Cl.** **12-15**
(52) **U.S. Cl.**
USPC **D12/604**
(58) **Field of Classification Search**
USPC D12/604, 600, 601, 500, 502, 520, 544,
D12/579, 583, 584
CPC B60C 1/0016; B60C 11/00; B60C 11/03;
B60C 11/0302; B60C 11/0306; B60C
11/04
See application file for complete search history.

(56) **References Cited**
U.S. PATENT DOCUMENTS
D475,009 S 5/2003 Ochi
D572,187 S 7/2008 Himuro
D578,059 S 10/2008 Fujita
D601,947 S * 10/2009 Bonko D12/579
D601,948 S * 10/2009 Bonko D12/579
D614,119 S 4/2010 Umstot et al.
D616,811 S * 6/2010 Yonetsu D12/601

D627,711 S 11/2010 Grote
D627,712 S 11/2010 Cole et al.
D641,310 S 7/2011 Larregain
D642,511 S 8/2011 Strader et al.
D647,463 S * 10/2011 Kojima D12/583
D651,555 S 1/2012 Sareen
D667,366 S 9/2012 Sareen
D669,844 S * 10/2012 Ono D12/600
D676,801 S 2/2013 Scheifele
D677,617 S * 3/2013 Hayashi D12/604
D684,522 S 6/2013 Kang
D684,525 S 6/2013 Kuwano
D686,973 S * 7/2013 Otani D12/588
D687,369 S * 8/2013 Kitamura D12/583
D687,370 S * 8/2013 Kitamura D12/583
8,646,498 B2 2/2014 Miyoshi
D709,820 S 7/2014 Rohweder et al.
D722,558 S * 2/2015 Takei D12/584
D722,949 S 2/2015 Takei et al.
D725,587 S * 3/2015 Buchinger-Barnstorf ... D12/601
D726,104 S * 4/2015 Scheifele D12/603
D732,467 S 6/2015 Schimmoeller et al.

(Continued)

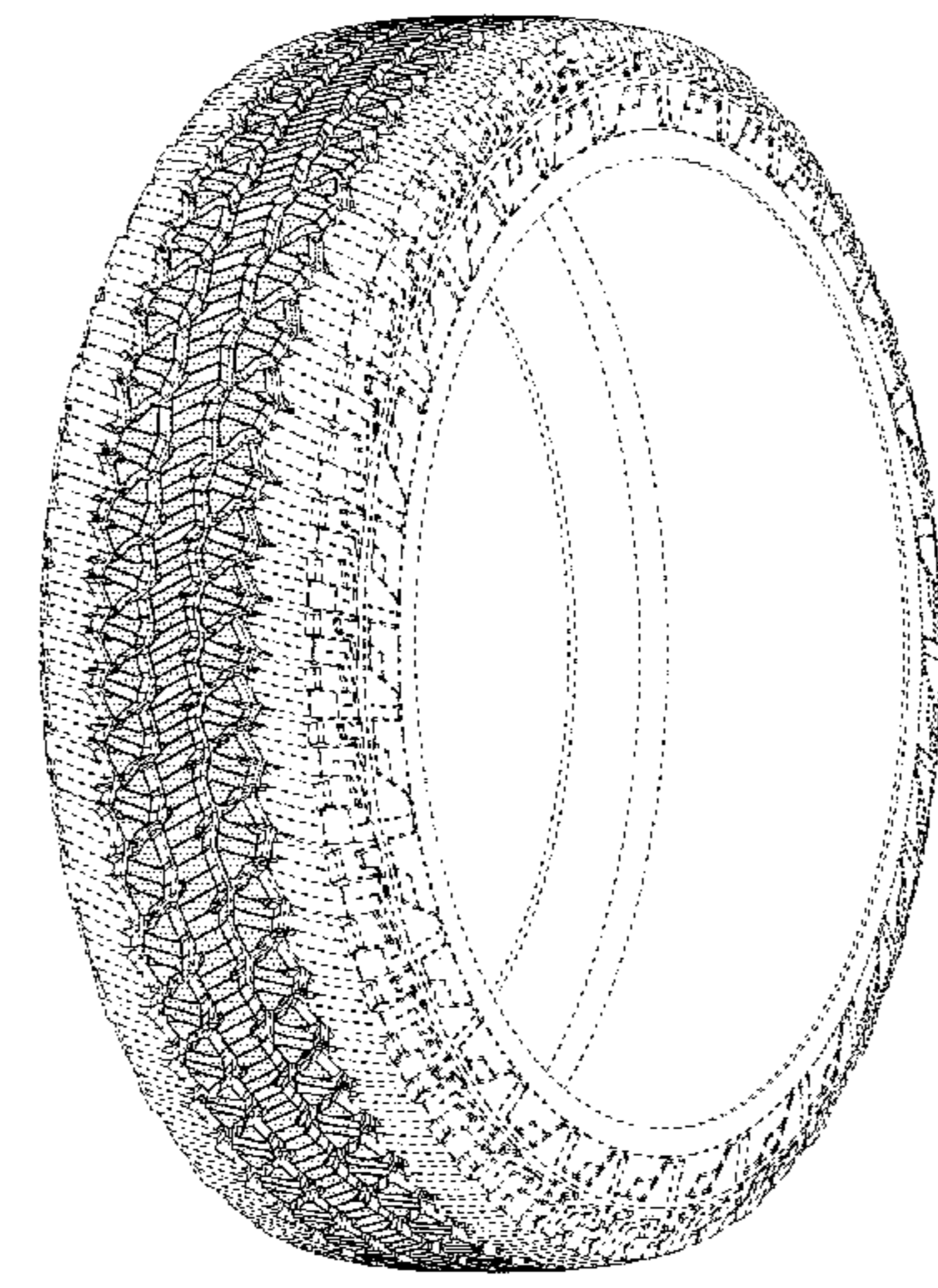
Primary Examiner — Michelle E. Wilson
Assistant Examiner — Clese Moore, Jr.
(74) Attorney, Agent, or Firm — Shaun J. Fox

(57) **CLAIM**
The ornamental design for a tire, as shown and described.

DESCRIPTION

FIG. 1 is a side perspective view of a tire showing our new design;
FIG. 2 is a front elevational view thereof;
FIG. 3 is a side elevational view of the left side thereof;
FIG. 4 is a side elevational view of the right side thereof;
and,
FIG. 5 is an enlarged fragmentary view thereof.
In the drawings, the broken lines depict environmental subject matter only and form no part of the claimed design.

1 Claim, 5 Drawing Sheets



(56)

References Cited

U.S. PATENT DOCUMENTS

D736,697 S	8/2015	Leocadio et al.	
D741,253 S	10/2015	Lundgren	
D755,711 S	5/2016	Krier et al.	
D760,153 S *	6/2016	Kojima	D12/583
D763,176 S *	8/2016	Umstot	D12/579
D765,023 S *	8/2016	Parr	D12/601
D767,480 S *	9/2016	Chen	D12/600
D770,372 S *	11/2016	Umstot	D12/579
D772,790 S *	11/2016	Scheifele	D12/579
D773,384 S *	12/2016	Nakahara	D12/583
D774,446 S *	12/2016	Hayashi	D12/604
D776,045 S *	1/2017	Morito	D12/604
D777,654 S *	1/2017	Lundgren	D12/600
D781,779 S	3/2017	Anderson et al.	
D783,515 S	4/2017	Conzett	
D784,918 S	4/2017	Liu	
D788,694 S *	6/2017	Speziari	D12/584
D790,447 S *	6/2017	Nakamura	D12/604
D793,952 S *	8/2017	Hayashi	D12/579
D798,227 S *	9/2017	Scheifele	D12/604
D804,400 S *	12/2017	Kiwaki	D12/602
D805,468 S *	12/2017	Yamakawa	D12/604
D807,813 S *	1/2018	Hayashi	D12/604
D807,814 S *	1/2018	Yamakawa	D12/604
D810,007 S *	2/2018	Lundgren	D12/604
D813,796 S	3/2018	Dixon et al.	
D845,225 S *	4/2019	Kochanek	D12/600

* cited by examiner

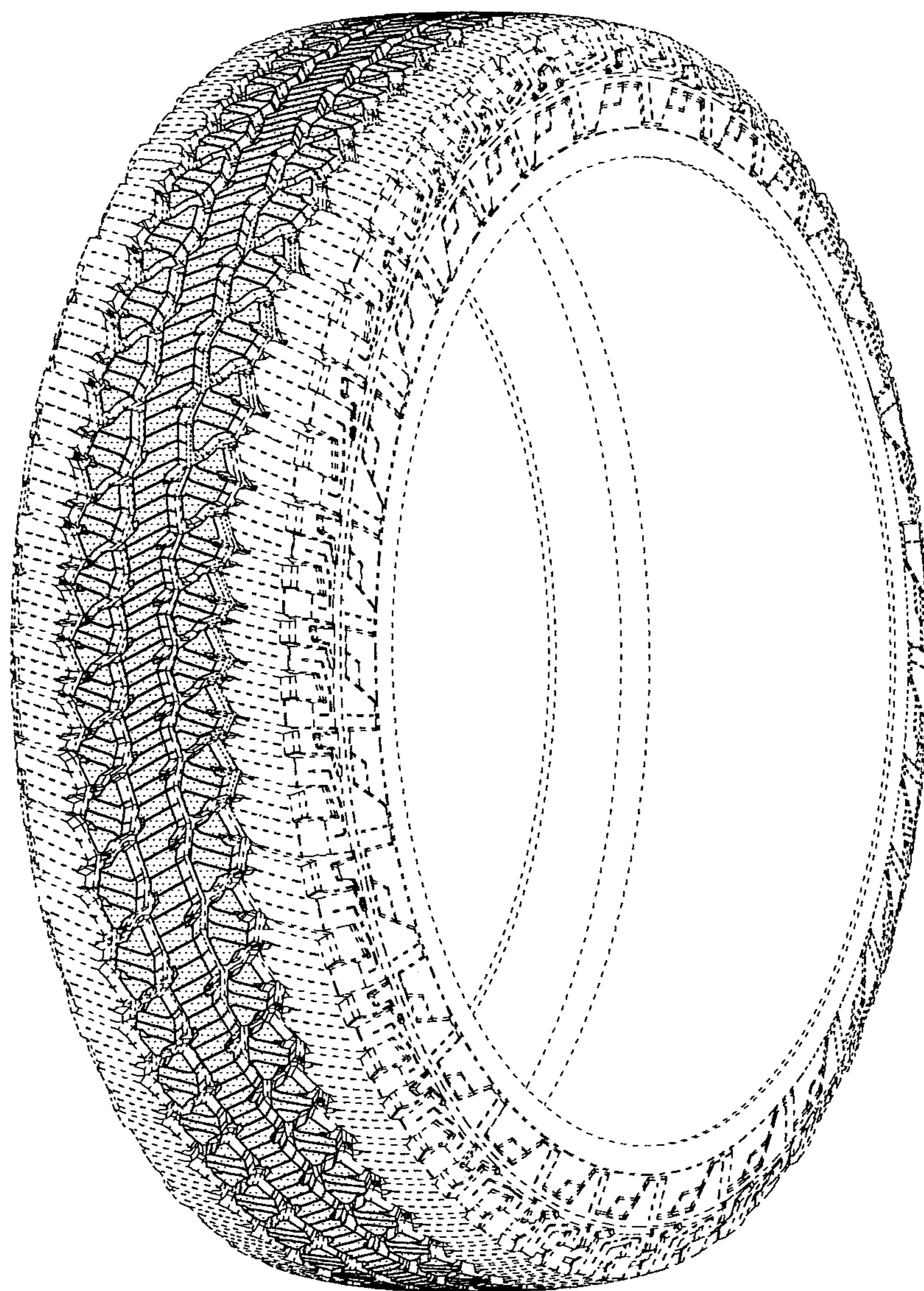


FIG. 1

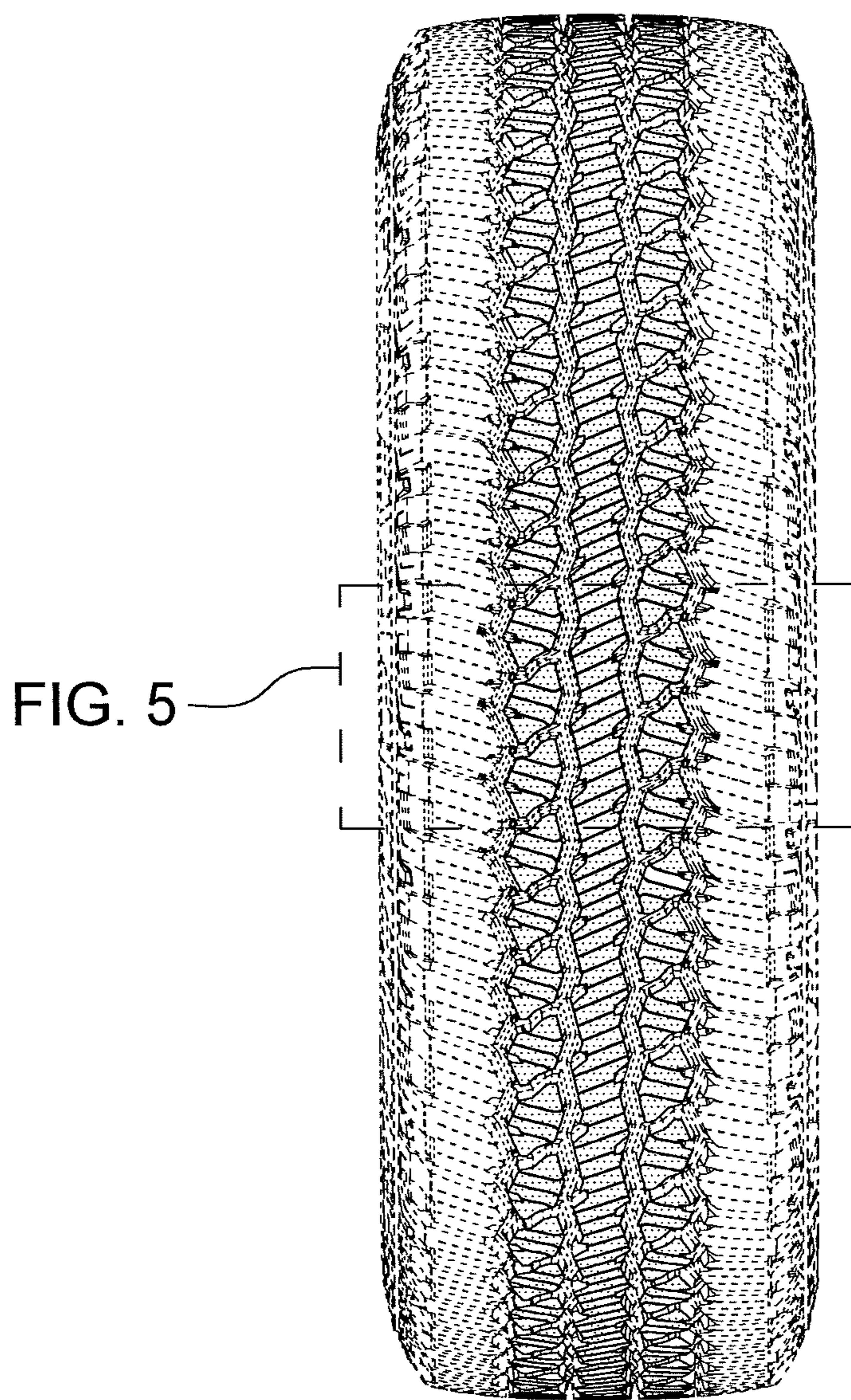


FIG. 2

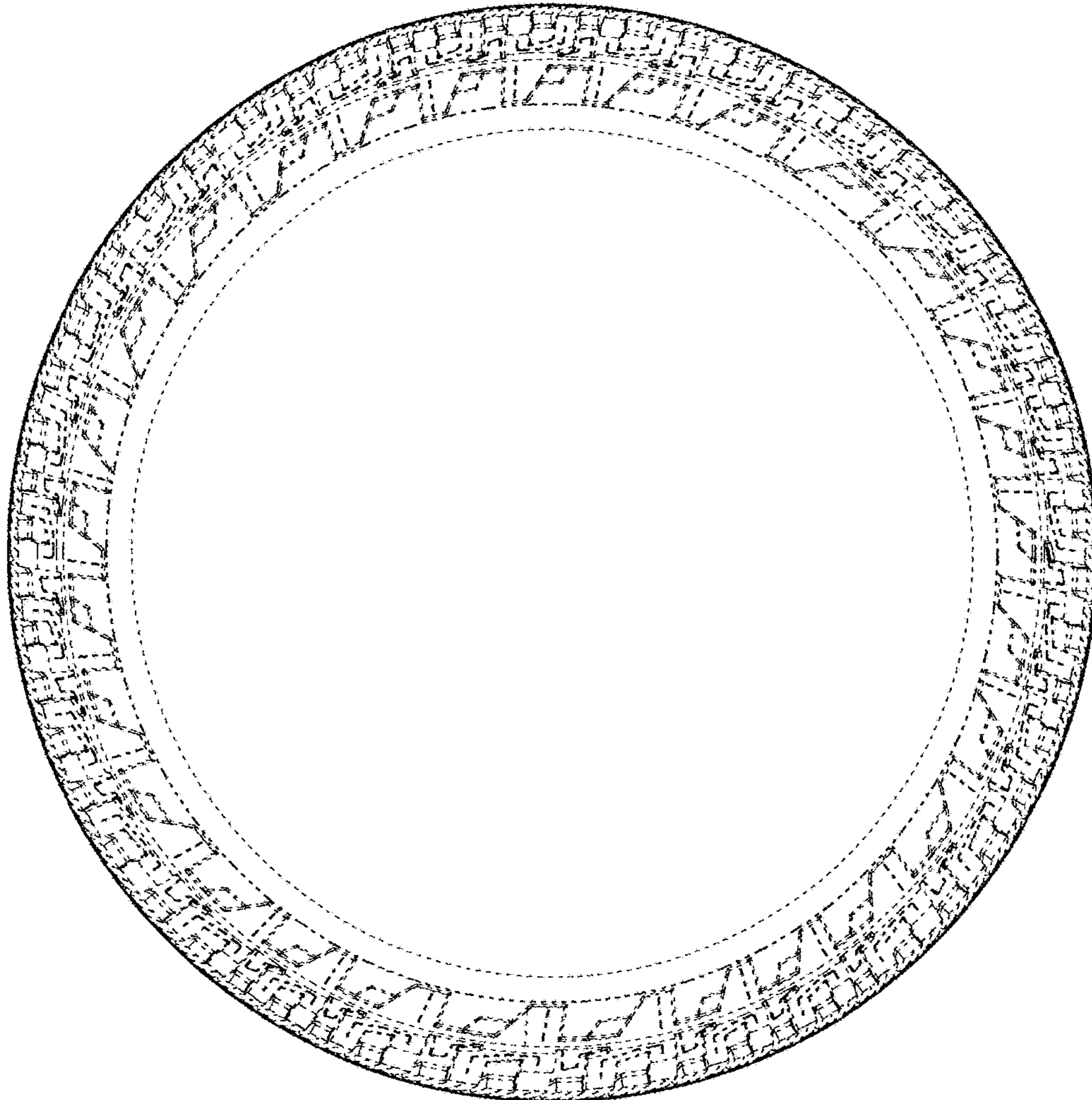


FIG. 3

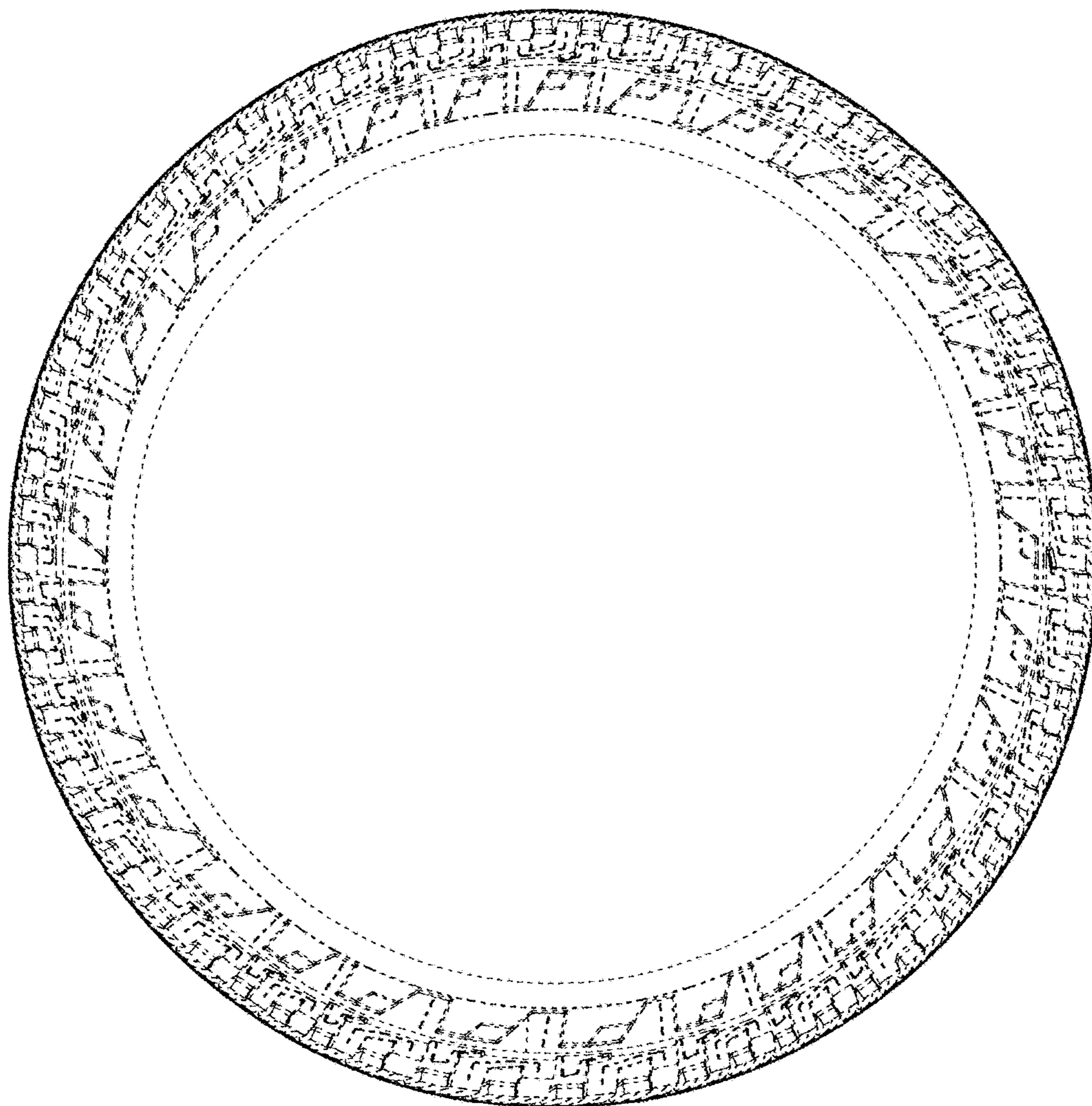


FIG. 4

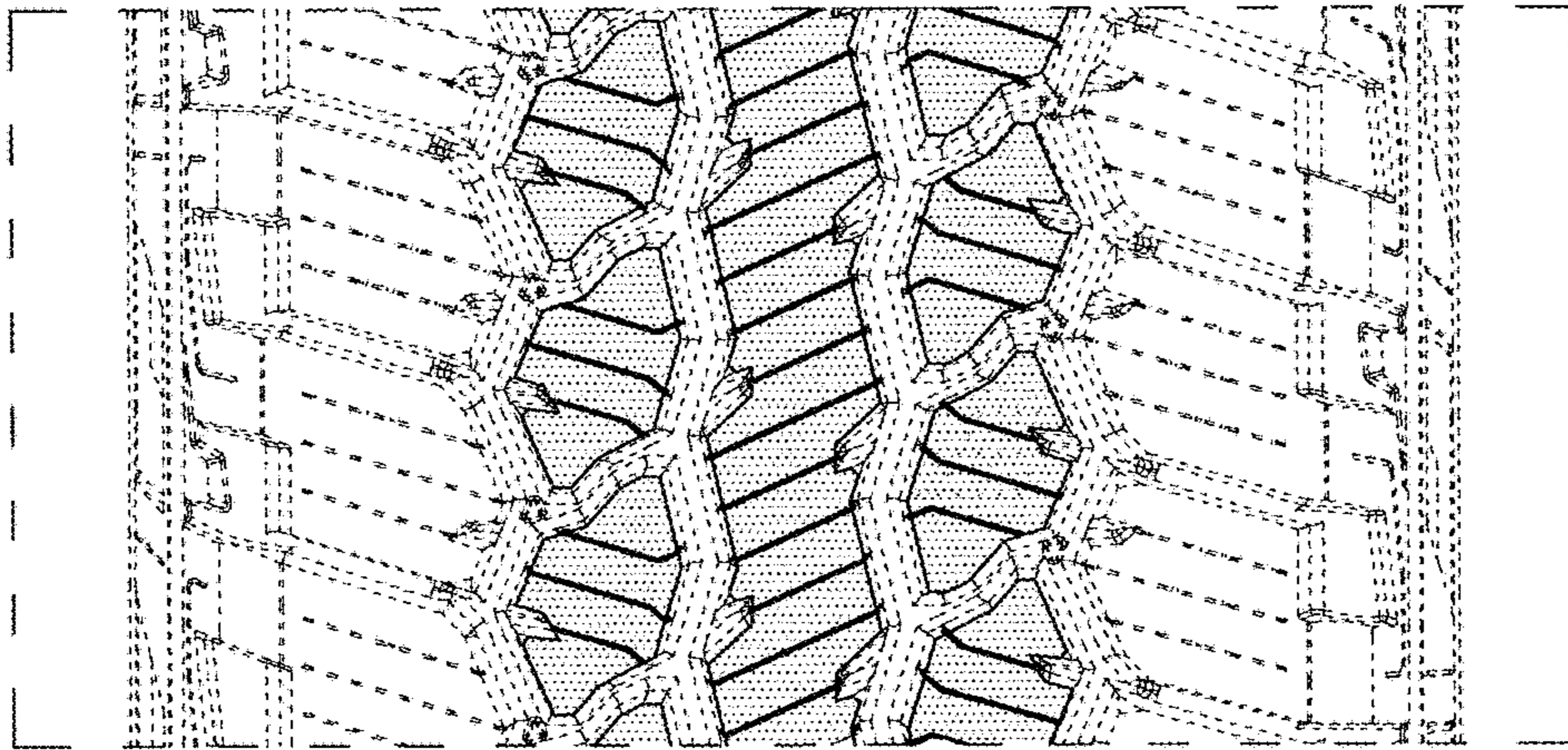


FIG. 5