

US00D859297S

(12) **United States Design Patent** (10) **Patent No.:** **US D859,297 S**
Liu (45) **Date of Patent:** **** Sep. 10, 2019**

(54) **TIRE**
(71) Applicant: **Shandong New Continent Tire Co., Ltd**, Shandong (CN)
(72) Inventor: **Qi Liu**, Shandong (CN)
(**) Term: **15 Years**

D531,110 S * 10/2006 Miyazaki D12/579
D544,830 S * 6/2007 Umstot D12/579
D580,347 S * 11/2008 Lo D12/579
D730,272 S * 5/2015 Fleckner D12/580
D733,039 S * 6/2015 Sareen D12/579
D795,794 S * 8/2017 Thieman D12/579
D806,006 S * 12/2017 Ronan D12/579
D832,197 S * 10/2018 Guo D12/579

* cited by examiner

(21) Appl. No.: **29/613,753**
(22) Filed: **Aug. 14, 2017**

Primary Examiner — Robert M. Spear
(74) *Attorney, Agent, or Firm* — Prakash Nama; Global IP Services, PLLC

(30) **Foreign Application Priority Data**

May 19, 2017 (CN) 2017 3 0188534

(51) **LOC (12) Cl.** **12-15**

(52) **U.S. Cl.**
USPC **D12/579**

(58) **Field of Classification Search**
USPC D12/544, 545, 574, 579, 580, 594, 596,
D12/600, 602, 605
CPC B60C 11/11
See application file for complete search history.

(56) **References Cited**
U.S. PATENT DOCUMENTS

D507,521 S * 7/2005 Williams D12/600

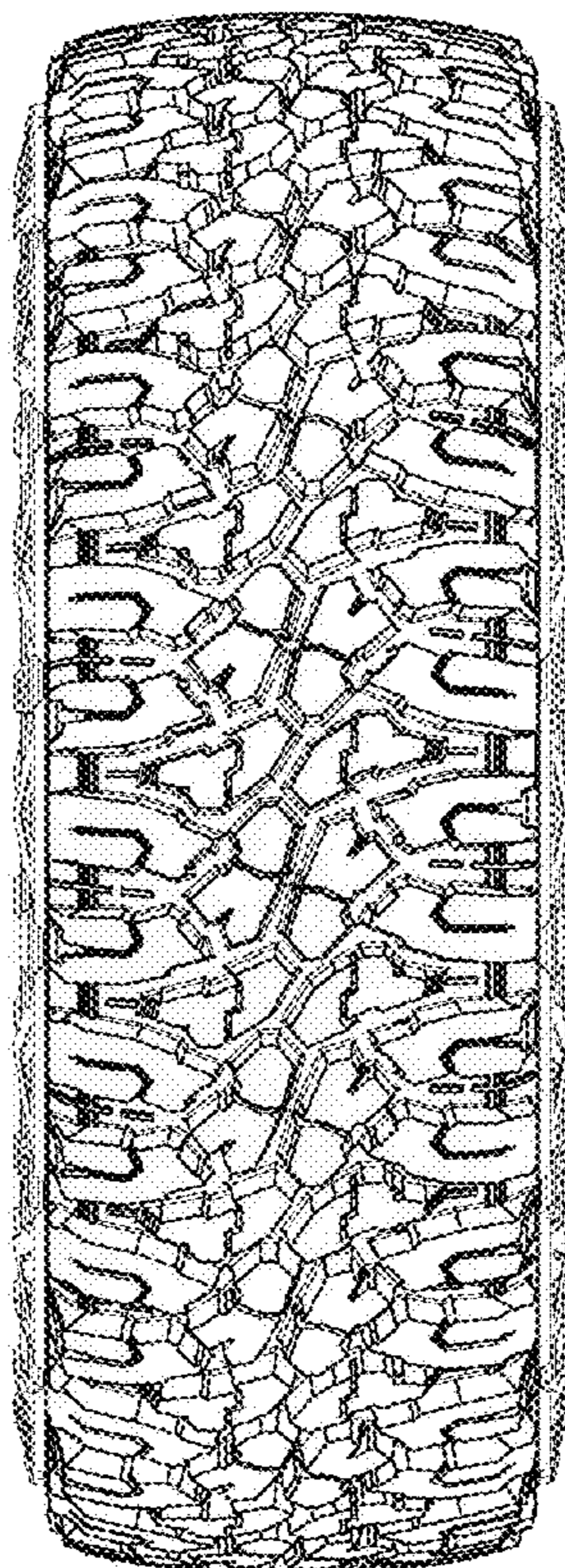
(57) **CLAIM**

The ornamental design for a tire, as shown.

DESCRIPTION

FIG. 1 is a front elevational view of a tire showing my new design;
FIG. 2 is a right side view thereof; and,
FIG. 3 is a perspective view thereof.

1 Claim, 3 Drawing Sheets



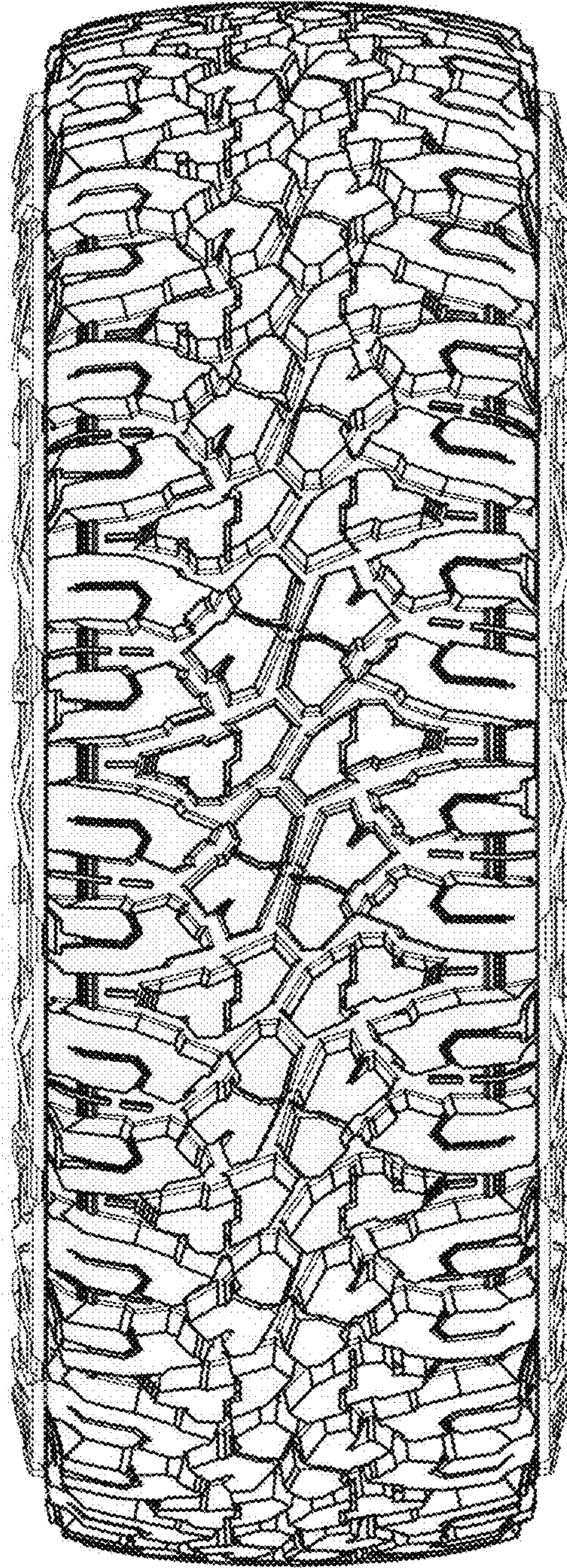


Fig. 1




Fig. 2

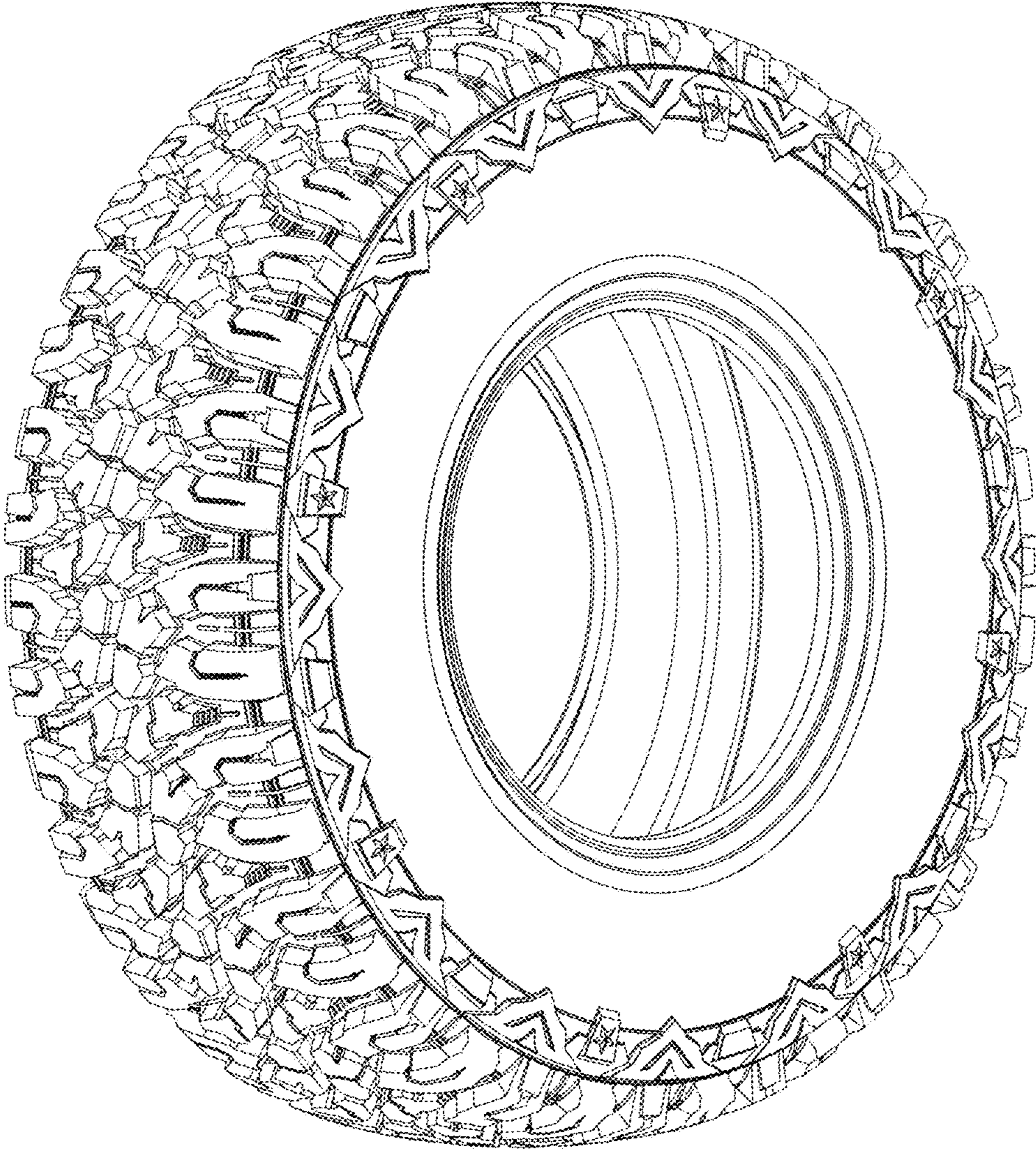


Fig. 3