



US00D859293S

(12) **United States Design Patent** (10) **Patent No.:** **US D859,293 S**
Lo (45) **Date of Patent:** **** Sep. 10, 2019**

(54) **TIRE**
(71) Applicant: **CHENG SHIN RUBBER IND. CO., LTD.**, Chang-Hwa (TW)
(72) Inventor: **Tsai Jen Lo**, Chang-Hwa (TW)
(73) Assignee: **Cheng Shin Rubber Industrial Co., Ltd.**, Changhua County (TW)
(**) Term: **15 Years**
(21) Appl. No.: **29/646,880**
(22) Filed: **May 8, 2018**
(51) **LOC (12) Cl.** **12-15**
(52) **U.S. Cl.**
USPC **D12/536**
(58) **Field of Classification Search**
USPC D12/533-567
CPC B60C 11/0306; B60C 11/0311; B60C 2011/0339; B60C 2011/0341; B60C 2011/0358; B60C 2011/0374; B60C 2011/0381; B60C 2200/00; B60C 2200/10
See application file for complete search history.

D585,015 S * 1/2009 Sueishi D12/536
D637,140 S * 5/2011 Hikita D12/536
D686,561 S * 7/2013 Lo D12/536
D710,788 S * 8/2014 Oba D12/536
D713,327 S * 9/2014 Larregain D12/536
D811,317 S * 2/2018 Shirakami D12/536
D820,772 S * 6/2018 Matsuda D12/536

* cited by examiner

Primary Examiner — George D. Kirschbaum

Assistant Examiner — Joseph J Kukella

(74) *Attorney, Agent, or Firm* — Rosenberg, Klein & Lee

(57) **CLAIM**

The ornamental design for a tire, as shown and described.

DESCRIPTION

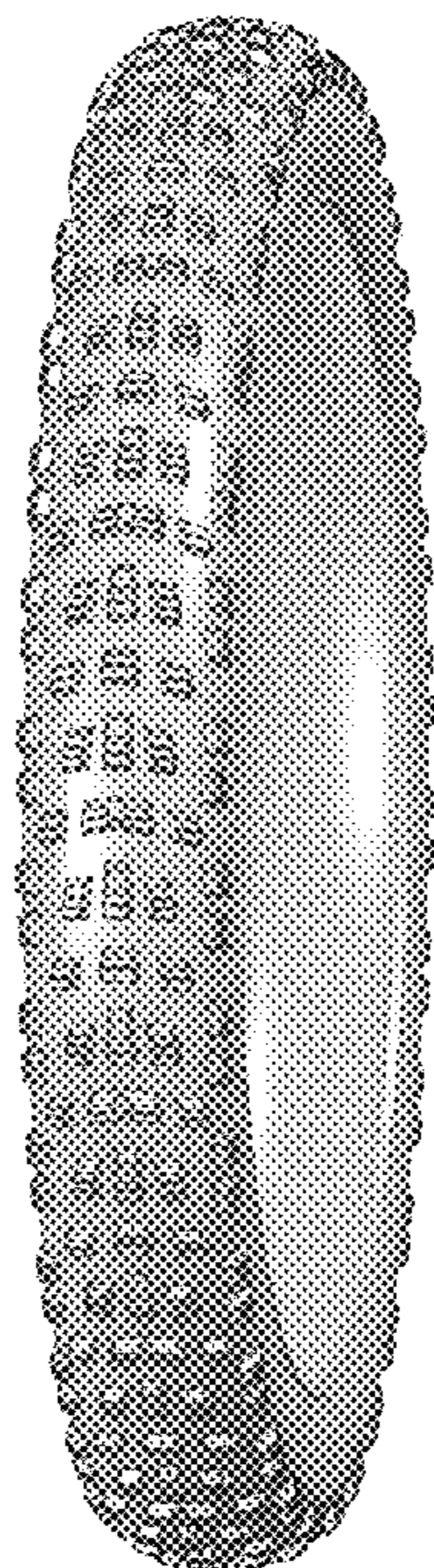
FIG. 1 is a front right top perspective view of a tire showing my new design;

FIG. 2 is a front elevational view thereof, the opposite side being a mirror image; and,

FIG. 3 is a right elevational view thereof, the opposite side being a mirror image.

1 Claim, 3 Drawing Sheets

(56) **References Cited**
U.S. PATENT DOCUMENTS
D284,648 S * 7/1986 Babl D12/536
D415,077 S * 10/1999 Tsai-Jen D12/536



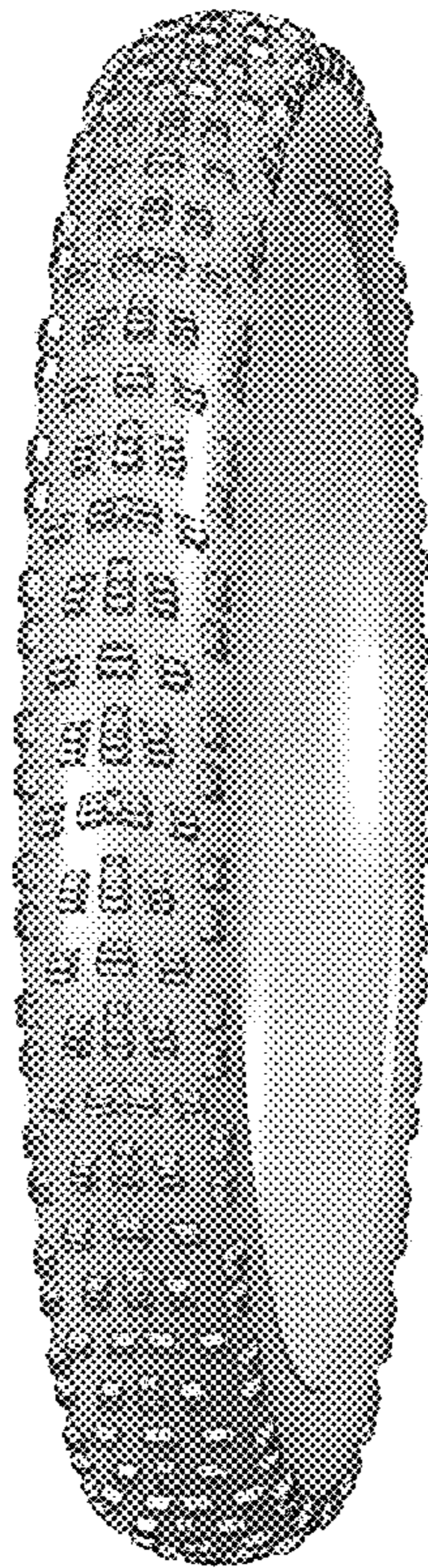


Fig. 1




Fig. 2



Fig. 3