



US00D859281S

(12) **United States Design Patent** (10) **Patent No.:** **US D859,281 S**
McDonald, II et al. (45) **Date of Patent:** **** Sep. 10, 2019**

(54) **TONNEAU COVER**
(71) Applicant: **Truck Accessories Group, LLC**,
Elkhart, IN (US)
(72) Inventors: **Ernest M. McDonald, II**, Granger, IN
(US); **Shane R. Demitruk**, Elkhart, IN
(US); **Eugene A. Dylewski, II**, Granger,
IN (US)
(73) Assignee: **Truck Accessories Group, LLC**,
Elkhart, IN (US)
(**) Term: **15 Years**
(21) Appl. No.: **29/587,078**
(22) Filed: **Dec. 9, 2016**

D678,173 S * 3/2013 McIntire D12/401
D687,760 S * 8/2013 Gros D12/401
D690,256 S * 9/2013 Ewringmann D12/401
D733,033 S * 6/2015 Rohr D12/401
2001/0038225 A1* 11/2001 Muirhead B60J 7/1621
296/100.06

* cited by examiner

Primary Examiner — Katrina A Betton
(74) *Attorney, Agent, or Firm* — Barnes & Thornburg
LLP

Related U.S. Application Data

(62) Division of application No. 29/527,454, filed on May
19, 2015, now Pat. No. Des. 776,601.
(51) **LOC (12) Cl.** **12-16**
(52) **U.S. Cl.**
USPC **D12/401**
(58) **Field of Classification Search**
USPC D12/401
CPC B60J 11/08; B60J 11/06; A47C 31/10
See application file for complete search history.

References Cited

U.S. PATENT DOCUMENTS

D581,859 S * 12/2008 Bogard D12/401
D581,860 S * 12/2008 Bogard D12/401

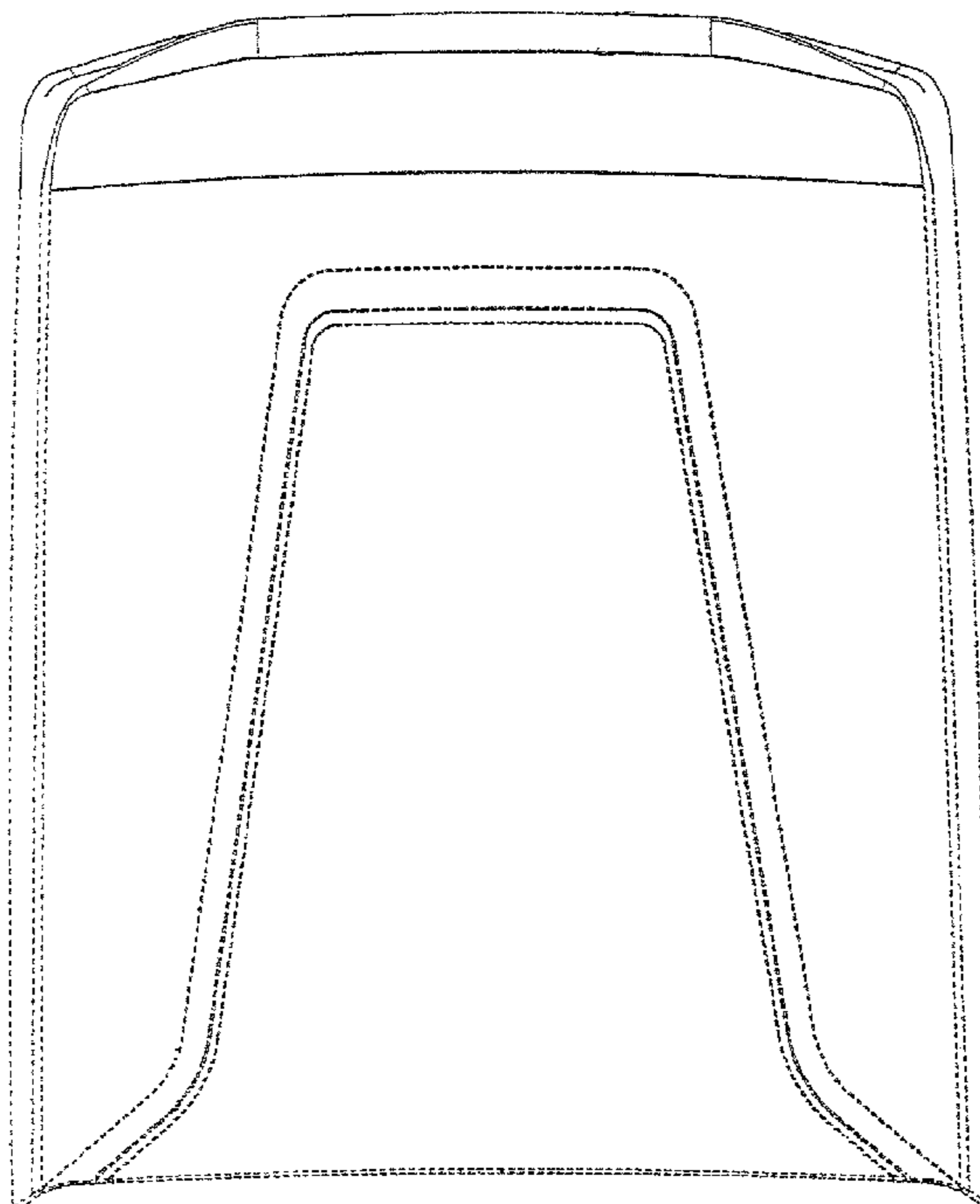
(57) **CLAIM**

An ornamental design for a tonneau cover, as shown and
described.

DESCRIPTION

FIG. 1 is a perspective view of a tonneau cover;
FIG. 2 is a top view of the tonneau cover of FIG. 1;
FIG. 3 is a front view of the tonneau cover of FIG. 1;
FIG. 4 is a rear view of the tonneau cover of FIG. 1;
FIG. 5 is a right-hand view of the tonneau cover of FIG. 1;
FIG. 6 is a left-hand view of the tonneau cover of FIG. 1;
and,
FIG. 7 is a bottom view of the tonneau cover of FIG. 1.
The broken lines shown in these drawings are for purposes
of illustrating portions of the tonneau cover and form no part
of the claimed design.

1 Claim, 7 Drawing Sheets



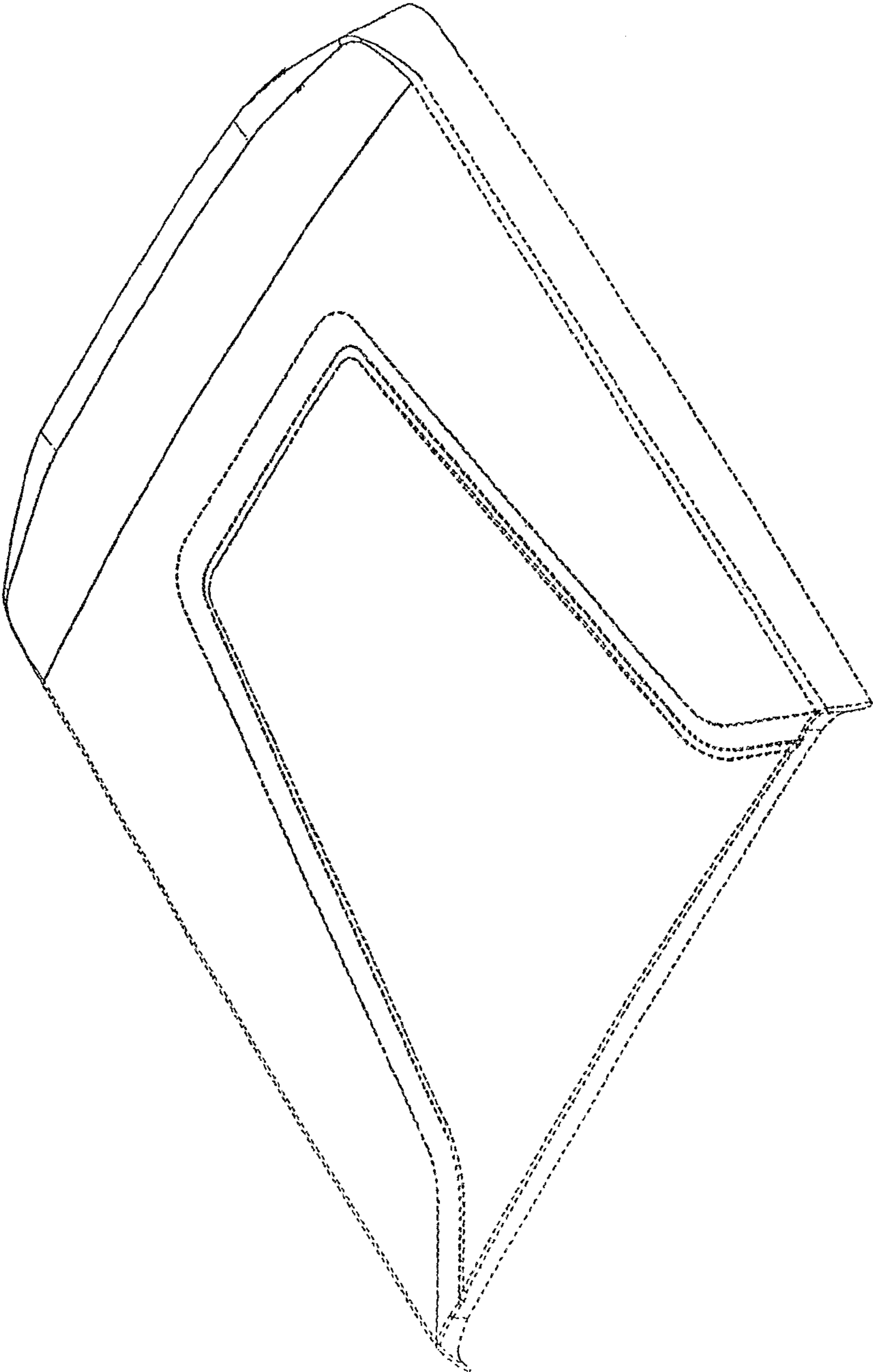
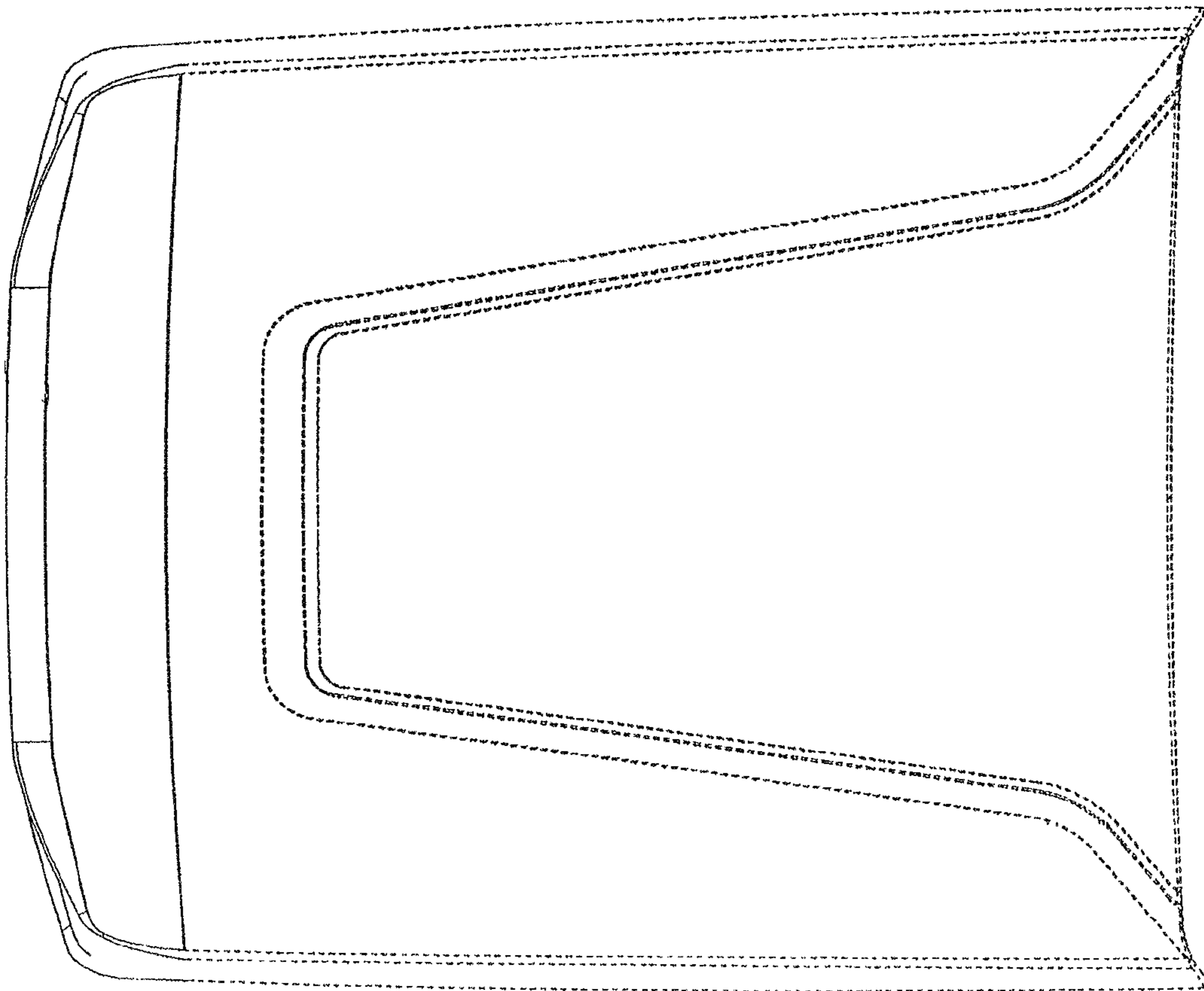


Fig. 1

Fig. 2



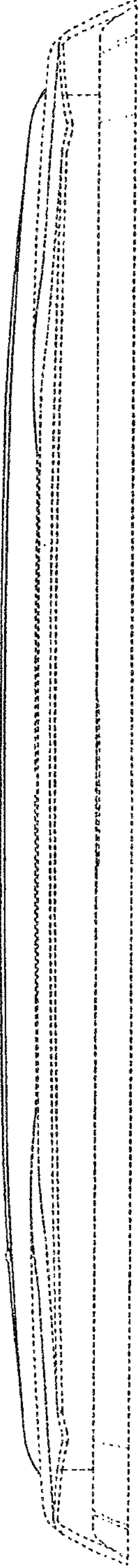


Fig. 3




Fig. 4

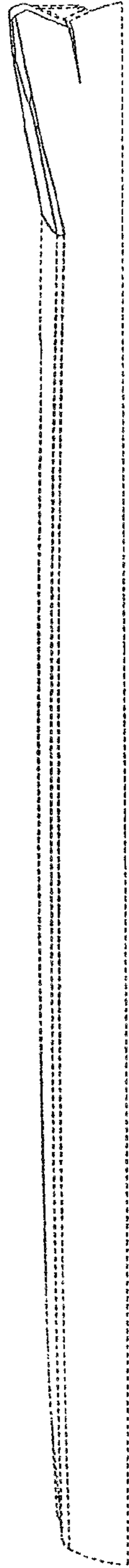


Fig. 5




Fig. 6

Fig. 7

