



US00D859279S

(12) **United States Design Patent**
Xiong et al.

(10) **Patent No.:** **US D859,279 S**
(45) **Date of Patent:** **** Sep. 10, 2019**

(54) **HAND GRIP**

(71) Applicant: **Touching Design LLC**, Sunnyvale, CA (US)

(72) Inventors: **Dan Xiong**, Sunnyvale, CA (US);
Jinyao Feng, Sunnyvale, CA (US)

(73) Assignee: **Touching Design LLC**, Sunnyvale, CA (US)

(**) Term: **15 Years**

(21) Appl. No.: **29/636,032**

(22) Filed: **Feb. 5, 2018**

(51) **LOC (12) Cl.** **12-16**

(52) **U.S. Cl.**
USPC **D12/222**

(58) **Field of Classification Search**
USPC D3/318, 324; D6/611; D7/393, 394, D7/395; D8/69, 97, 107, 300, 303, 312, D8/321; D9/434, 435, 443, 907; D12/20, 88, 90, 91, 133, 174, 178, 190, D12/191, 196, 222, 343, 393, 401, 403, D12/418; D29/122; D30/151, 154
CPC . A47J 45/06; A63H 9/00; A45C 13/00; A45C 13/26; A45C 13/43; B60J 1/2002; Y10T 16/513; Y10T 16/499; Y10T 16/515; Y10T 16/50; A01K 15/025; A01K 15/02
See application file for complete search history.

(56) **References Cited**

U.S. PATENT DOCUMENTS

D245,144 S *	7/1977	Perrin	D3/318
D262,092 S *	12/1981	Pelavin	D8/306
D273,030 S *	3/1984	Anderson	D21/682
D280,337 S *	8/1985	Hood	15/104.92
D328,658 S *	8/1992	Savage	54/44.1
D367,633 S *	3/1996	Monette	D12/190
D393,438 S *	4/1998	Cartwright	D12/178

6,131,213 A *	10/2000	Sarff	A47K 3/003 211/105.1
6,162,148 A *	12/2000	Lockwood	A63B 69/00 482/14
6,554,033 B2 *	4/2003	Hydon	A45C 13/26 150/154
D621,326 S *	8/2010	Bauer	D12/222
D663,576 S *	7/2012	McEldowney	D7/394
D693,634 S *	11/2013	Lee	D7/394
D711,209 S *	8/2014	Fischer	B25G 1/102 D8/300
D713,712 S *	9/2014	Beverluis	D8/396
D722,286 S *	2/2015	Da Cunha	D12/133
D728,998 S *	5/2015	Barberi	D7/394
D766,035 S *	9/2016	Cox	D7/394
D767,388 S *	9/2016	Slovis	D3/315
D809,858 S *	2/2018	Gonzalez	D7/394
D836,529 S *	12/2018	Feng	D12/222

(Continued)

OTHER PUBLICATIONS

GP Back Grip JL: Site Visited [May 10, 2019]. Available from Internet URL: <https://www.gpca.us/shop/gp-back-grip-jl/>.*

(Continued)

Primary Examiner — Jennifer Rivard
Assistant Examiner — Catherine S Posthauer

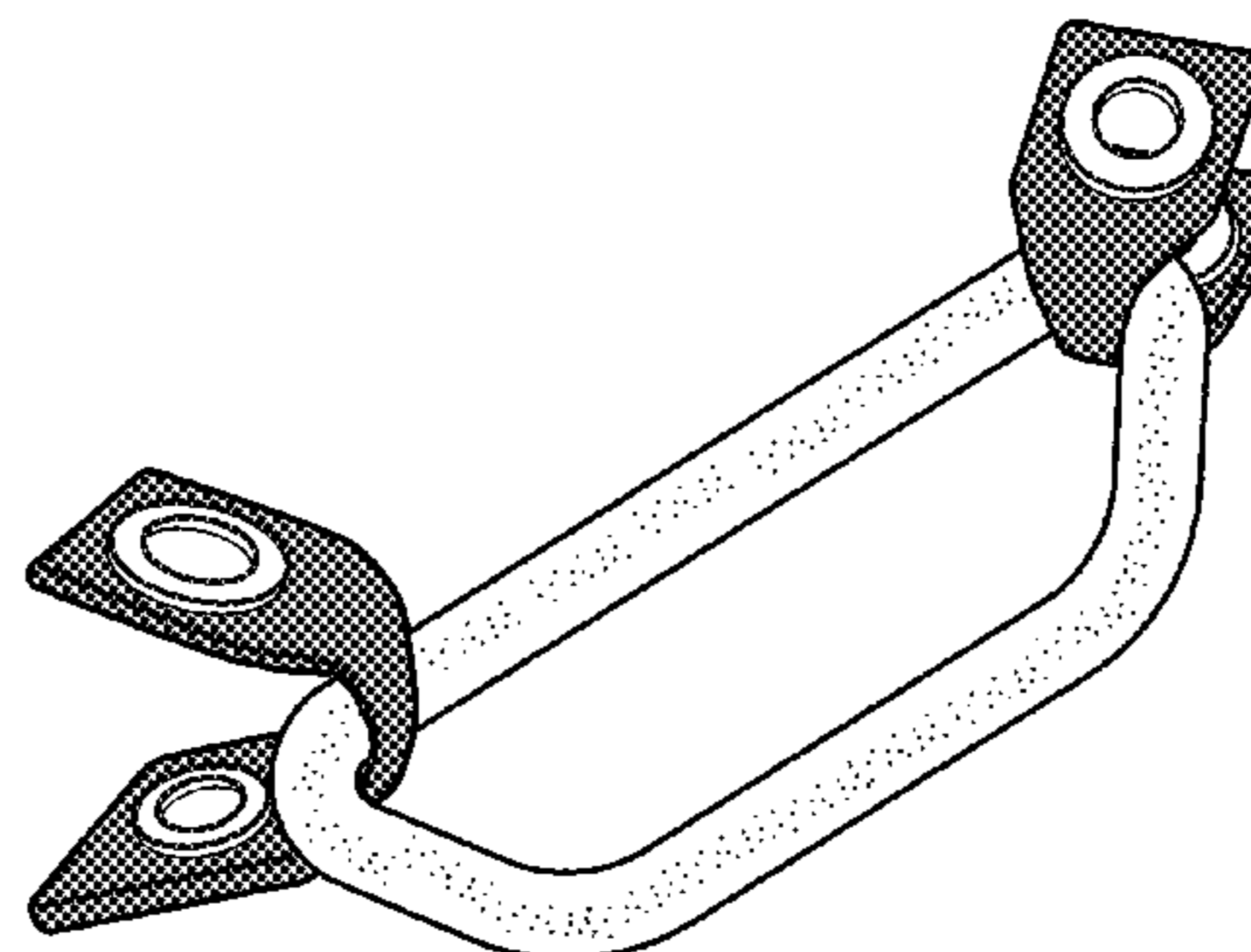
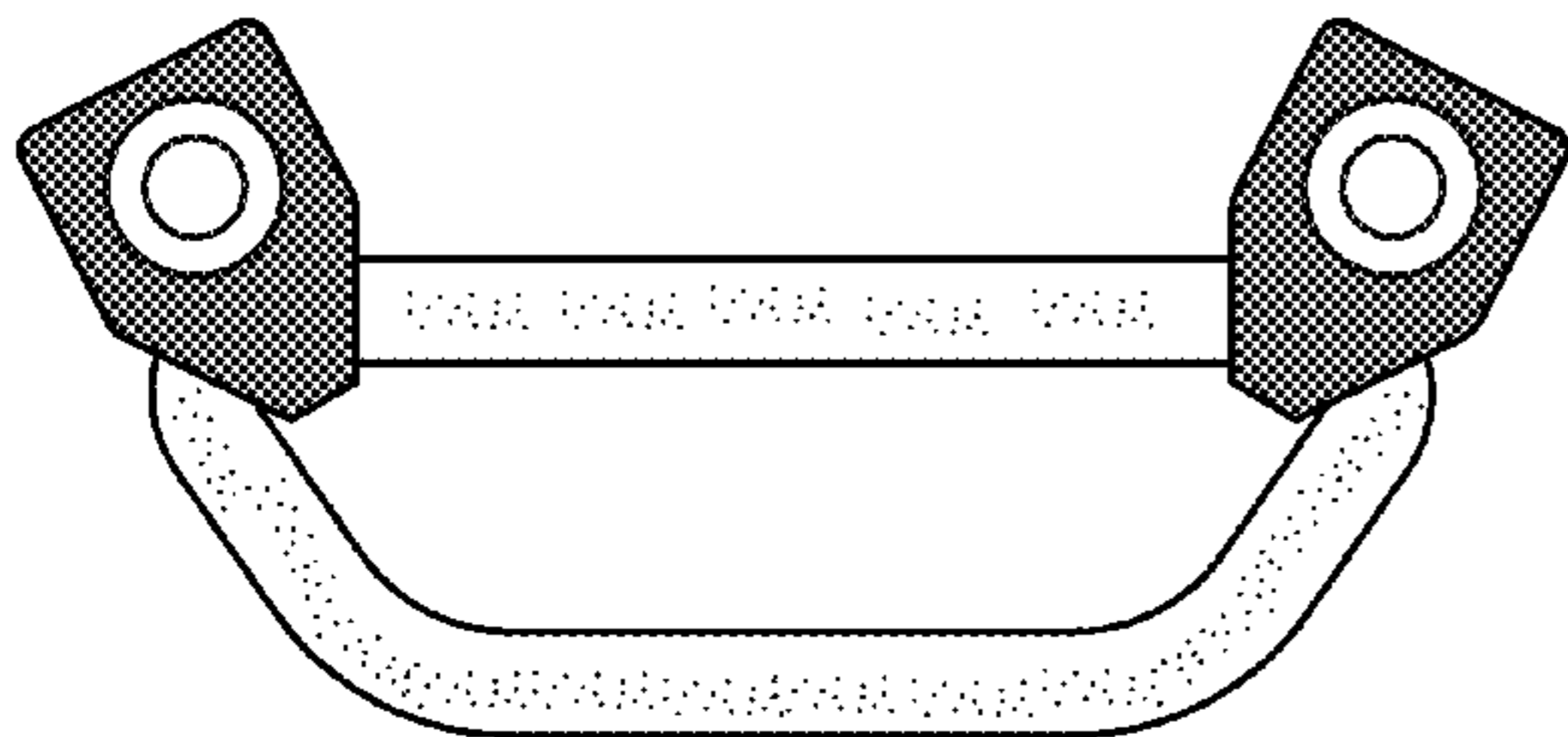
(57) **CLAIM**

The ornamental design for a hand grip, as shown and described.

DESCRIPTION

FIG. 1 is a front view of a hand grip;
FIG. 2 is a left view of the hand grip;
FIG. 3 is a right view of the hand grip;
FIG. 4 is a bottom view of the hand grip;
FIG. 5 is a top view of the hand grip; and,
FIG. 6 is a perspective view of the hand grip.
The back view is a mirror image of the front view.

1 Claim, 4 Drawing Sheets



(56)

References Cited

U.S. PATENT DOCUMENTS

2013/0145581 A1* 6/2013 Bailey A45F 5/102
16/422
2017/0319880 A1* 11/2017 Yang A62B 35/0037
2017/0354122 A1* 12/2017 Watts A01K 15/025

OTHER PUBLICATIONS

GPCA Headrest Grab Handles: Announced Jun. 27, 2017 [online].
Site Visited [May 10, 2019]. Available from Internet URL: https://www.amazon.com/GPCA-Wrangler-Cruiser-Headrest-Handles/dp/B07D4B7PJT/ref=sr_1_fkmrnull_1_sspa?keywords=GPCA+Hand+Grip&gid=%E2%80%A6.*

* cited by examiner

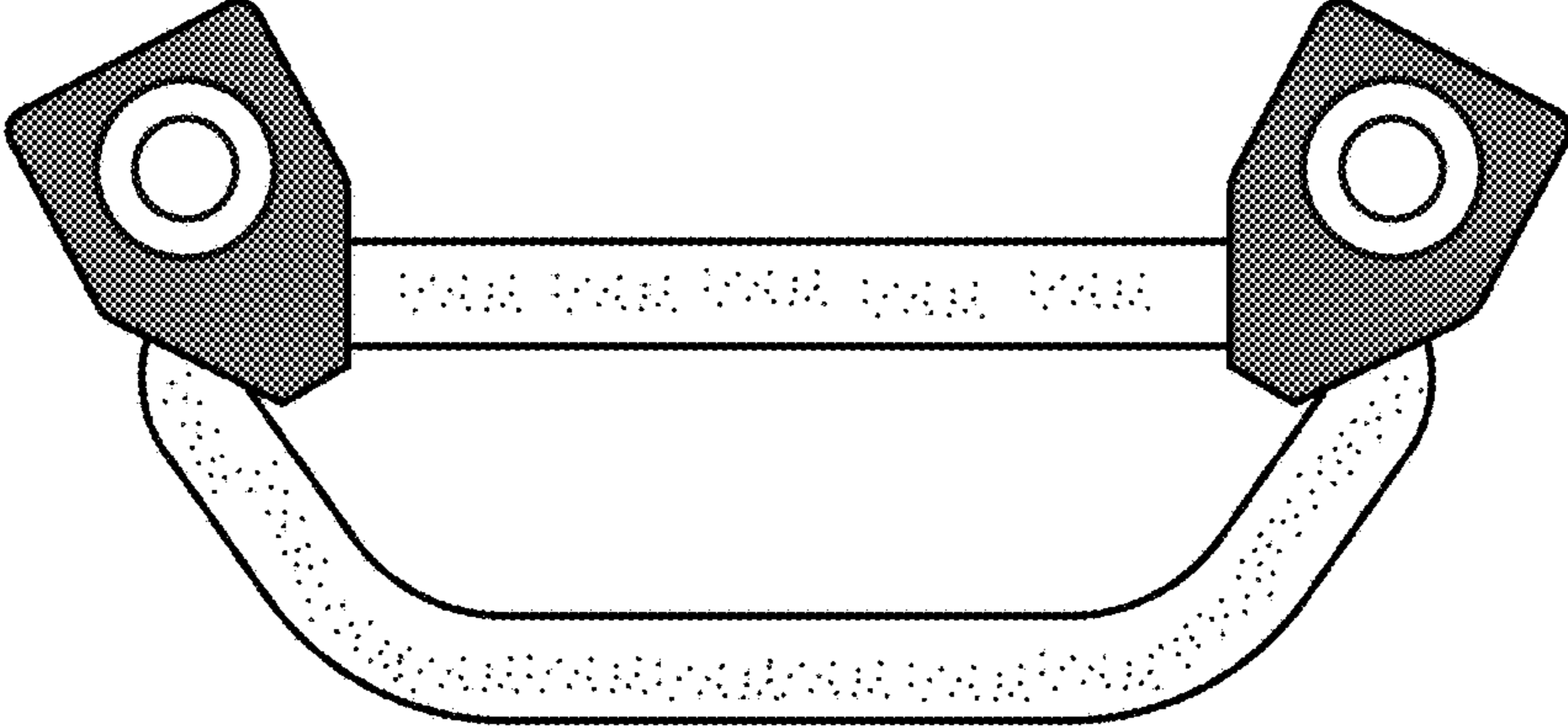


Figure 1

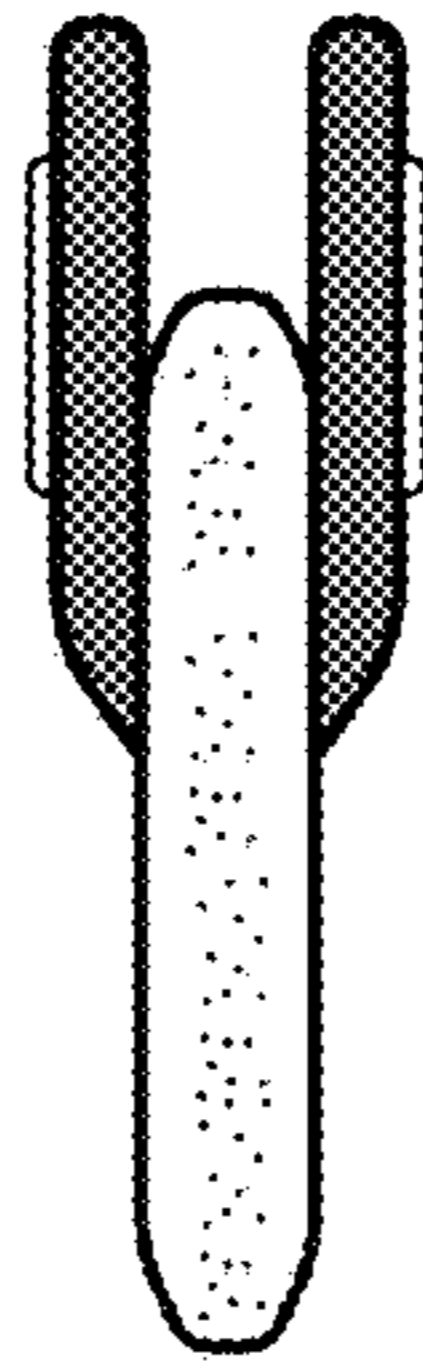


Figure 2

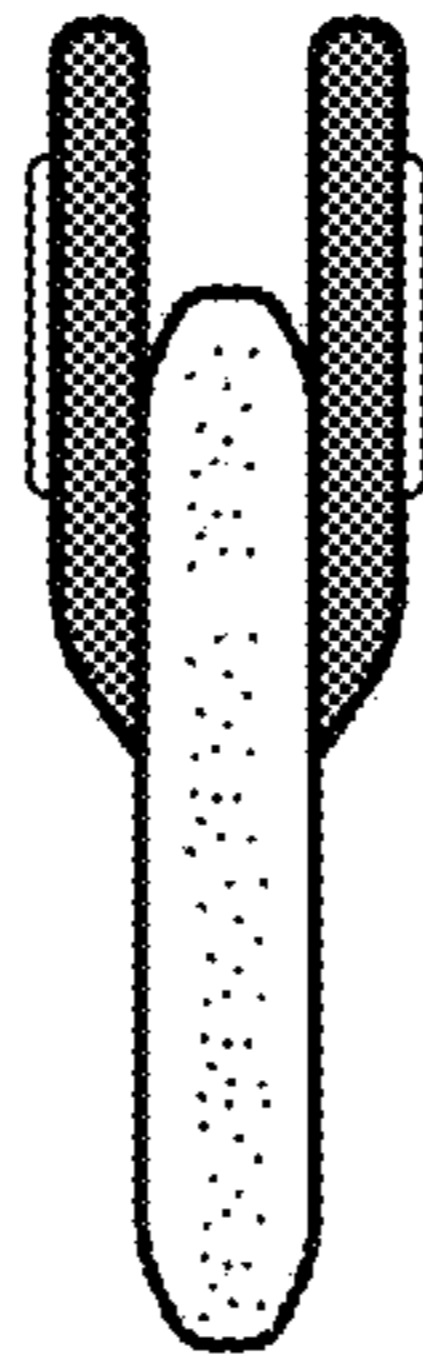


Figure 3

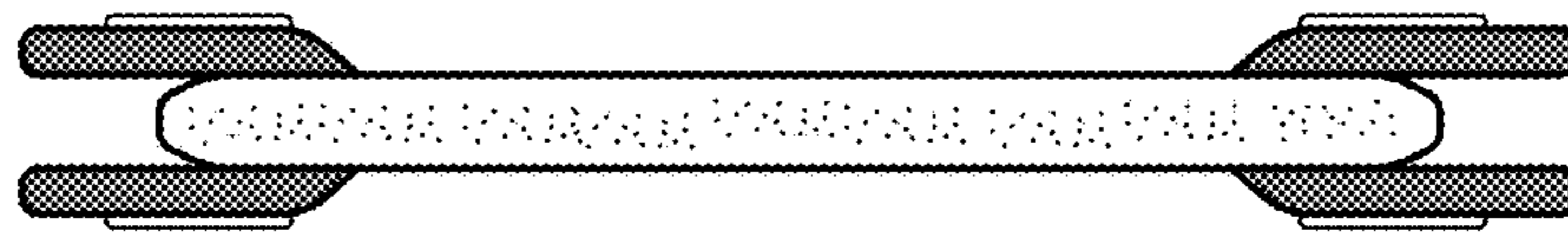


Figure 4

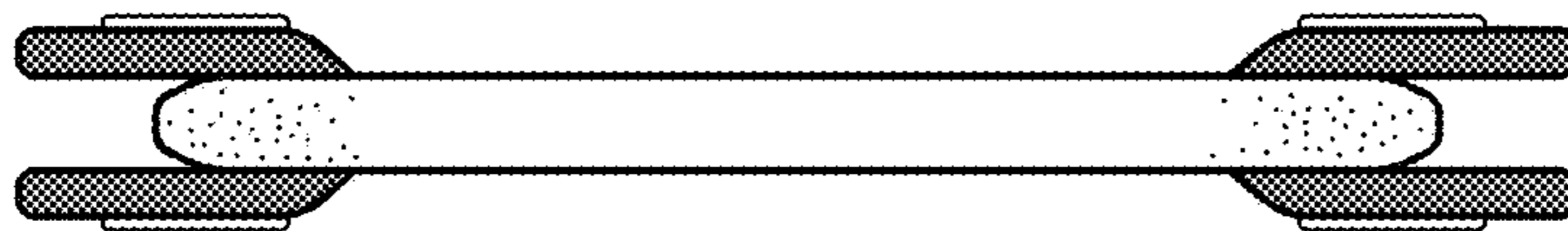


Figure 5

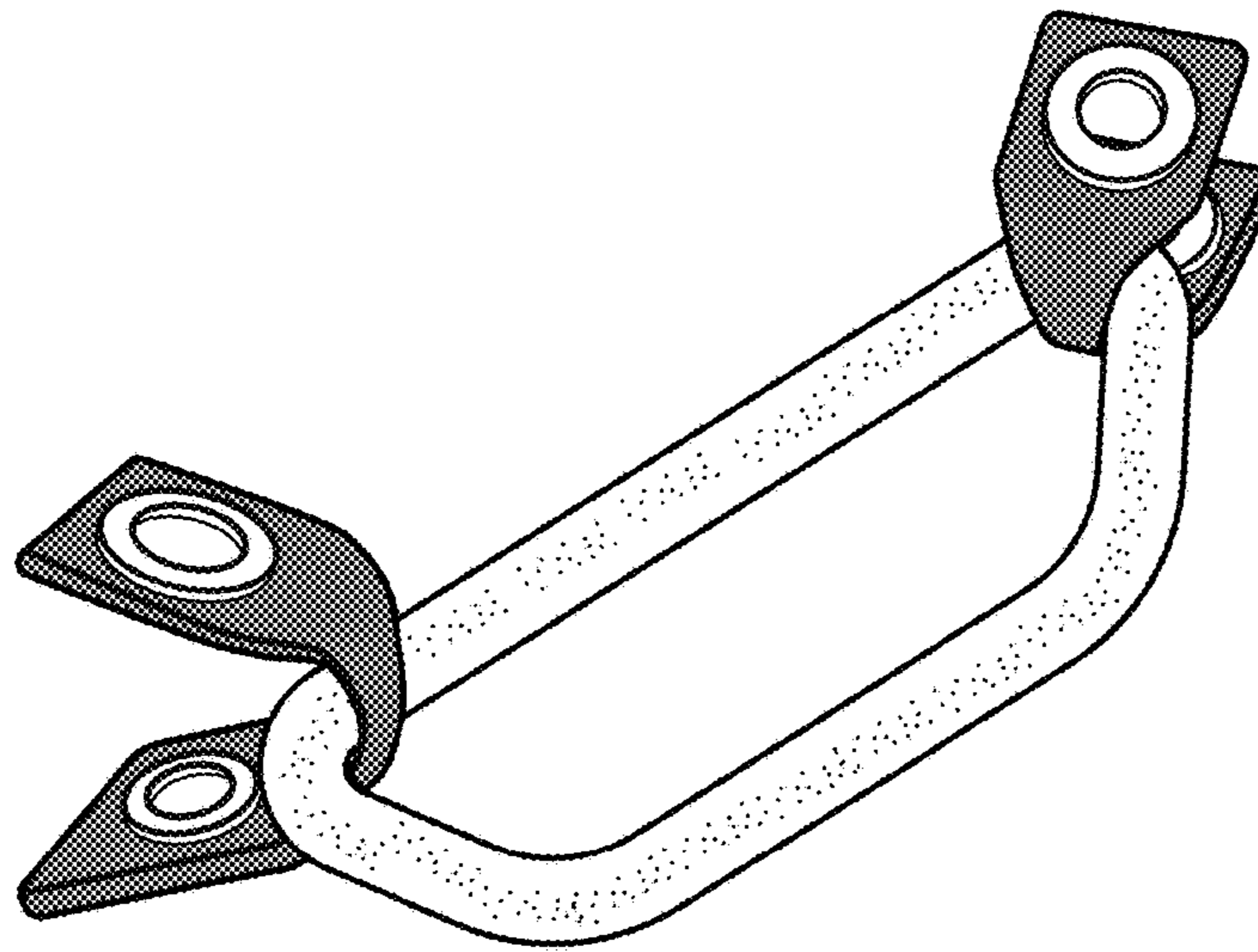


Figure 6