



US00D859274S

(12) **United States Design Patent**
Khachatryan

(10) **Patent No.:** **US D859,274 S**

(45) **Date of Patent:** **** Sep. 10, 2019**

(54) **VEHICLE WHEEL, TOY VEHICLE WHEEL,
AND/OR REPLICAS THEREOF**

(71) Applicant: **Bayerische Motoren Werke
Aktiengesellschaft, Munich (DE)**

(72) Inventor: **David Khachatryan, Munich (DE)**

(73) Assignee: **Bayerische Motoren Werke
Aktiengesellschaft, Munich (DE)**

(**) Term: **15 Years**

(21) Appl. No.: **29/641,409**

(22) Filed: **Mar. 22, 2018**

(30) **Foreign Application Priority Data**

Sep. 25, 2017 (DE) 40 2017 101 070

(51) **LOC (12) Cl.** **12-16**

(52) **U.S. Cl.**
USPC **D12/211**

(58) **Field of Classification Search**
USPC D12/204–213; D21/533, 561, 563
CPC B60B 7/00; B60B 7/02; B60B 7/04; B60B
7/06; B60B 3/02; B60B 3/04; B60B 3/06;
B60B 3/10; B60B 1/00; B60B 1/08;
B60B 1/10; B60B 1/12
See application file for complete search history.

(56) **References Cited**

U.S. PATENT DOCUMENTS

D432,974 S	10/2000	Jablonski	
D503,918 S	4/2005	Fahr-Becker	
D504,100 S	4/2005	Pollmann	
D585,354 S	1/2009	Powell et al.	
D639,714 S	6/2011	Baum	
D696,178 S *	12/2013	Amezqueta	D12/211
D697,003 S *	1/2014	Baum	D12/209

D697,008 S *	1/2014	Juergens	D12/209
D731,390 S *	6/2015	Kobayashi	D12/211
D733,633 S	7/2015	Gardavsky	
D753,572 S *	4/2016	Juergens	D12/211
D788,676 S	6/2017	Payne	
D795,774 S *	8/2017	Valencia Pollex	D12/209
D796,407 S *	9/2017	Krause	D12/209
D800,632 S *	10/2017	Gonser	D12/211

(Continued)

FOREIGN PATENT DOCUMENTS

EM	000141791-0005	6/2004
EM	000106513-0005	12/2004

(Continued)

Primary Examiner — Sheryl Lane

Assistant Examiner — Calvin E Vansant

(74) *Attorney, Agent, or Firm* — Crowell & Moring LLP

(57) **CLAIM**


The ornamental design for a vehicle wheel, toy vehicle wheel, and/or replicas thereof, as shown and described.

DESCRIPTION

This application contains subject matter related to the following co-pending U.S. design patent application: Application Ser. No. 29/639,825, filed Mar. 9, 2018 and entitled “Vehicle Wheel, Toy Vehicle Wheel, and/or Replicas Thereof.”

FIG. 1 is a perspective view of a vehicle wheel, toy vehicle wheel, and/or replicas thereof according to the design; FIG. 2 is an additional perspective view thereof; FIG. 3 is an additional perspective view thereof; FIG. 4 is a front view thereof; FIG. 5 is a rear view thereof; and, FIG. 6 is a side view thereof. FIG. 5 is shown in low-contrast rendering to depict environmental subject matter and forms no part of the claim.

1 Claim, 6 Drawing Sheets



(56)

References Cited

U.S. PATENT DOCUMENTS

D822,573 S	*	7/2018	Juergens	D12/209
D826,130 S	*	8/2018	Myrberg	D12/209
D826,828 S	*	8/2018	Wheel	D12/211
D832,181 S	*	10/2018	Setter	D12/211
D842,205 S	*	3/2019	Kraljevic	D12/209

FOREIGN PATENT DOCUMENTS

EM	001049324-0002	9/2009
EM	000934468-0003	10/2009
EM	001772922-0010	8/2012
WO	WO DM/044406	8/1998

* cited by examiner



Fig. 1



Fig. 2



Fig. 3



Fig. 4




Fig. 5




Fig. 6