



US00D859273S

(12) **United States Design Patent** (10) **Patent No.:** **US D859,273 S**
Anton (45) **Date of Patent:** **** Sep. 10, 2019**

(54) **VEHICLE WHEEL, TOY VEHICLE WHEEL,
AND/OR REPLICAS THEREOF**

(71) Applicant: **Bayerische Motoren Werke
Aktiengesellschaft, Munich (DE)**

(72) Inventor: **Moritz Anton, Munich (DE)**

(73) Assignee: **Bayerische Motoren Werke
Aktiengesellschaft, Munich (DE)**

(**) Term: **15 Years**

(21) Appl. No.: **29/636,547**

(22) Filed: **Feb. 9, 2018**

(30) **Foreign Application Priority Data**

Aug. 17, 2017 (DE) 40 2017 100 914

(51) **LOC (12) Cl.** **12-16**

(52) **U.S. Cl.**
USPC **D12/211**

(58) **Field of Classification Search**
USPC D12/204-213; D21/533, 561, 563
CPC B60B 7/00; B60B 7/02; B60B 7/04; B60B
7/06; B60B 3/02; B60B 3/04; B60B 3/06;
B60B 3/10; B60B 1/00; B60B 1/08;
B60B 1/10; B60B 1/12

See application file for complete search history.

(56) **References Cited**

U.S. PATENT DOCUMENTS

D473,836 S * 4/2003 Laengerer D12/211
D521,921 S * 5/2006 Hueller D12/209
D632,240 S 2/2011 Szews
D641,680 S * 7/2011 Laengerer D12/211
D663,673 S * 7/2012 Platto D12/211
D681,541 S * 5/2013 Kern D12/211
D695,196 S * 12/2013 Zane D12/211

D717,710 S * 11/2014 Chung D12/211
D720,275 S 12/2014 Szavits
D721,316 S 1/2015 Amezqueta
D725,019 S * 3/2015 Kim D12/211
D725,572 S * 3/2015 Mahoney D12/211
D725,573 S * 3/2015 Mahoney D12/211
D735,106 S 7/2015 Weil
D744,933 S 12/2015 Holstein
D769,168 S * 10/2016 Valencia Pollex D12/211
D788,011 S 5/2017 Mielke
D805,993 S * 12/2017 Sempek B60B 7/00
D12/211
D809,447 S * 2/2018 Wolff D12/211
2012/0013170 A1 * 1/2012 Renius B60B 7/00
301/37.102

FOREIGN PATENT DOCUMENTS

EM 001693599-0002 6/2011

* cited by examiner

Primary Examiner — Sheryl Lane

Assistant Examiner — Calvin E Vansant

(74) *Attorney, Agent, or Firm* — Crowell & Moring LLP

(57) **CLAIM**

The ornamental design for a vehicle wheel, toy vehicle wheel, and/or replicas thereof, as shown and described.

DESCRIPTION

FIG. 1 is a perspective view of a vehicle wheel, toy vehicle wheel, and/or replicas thereof according to the design; FIG. 2 is an additional perspective view thereof; FIG. 3 is an additional perspective view thereof; FIG. 4 is a front view thereof; FIG. 5 is a rear view thereof; and, FIG. 6 is a side view thereof. FIG. 5 is shown in low-contrast rendering to depict environmental subject matter and forms no part of the claim.

1 Claim, 6 Drawing Sheets







Fig. 1



Fig. 2



Fig. 3




Fig. 4




Fig. 5




Fig. 6