



US00D859266S

(12) **United States Design Patent**
Valencia Pollex

(10) **Patent No.:** **US D859,266 S**

(45) **Date of Patent:** **** Sep. 10, 2019**

(54) **VEHICLE WHEEL RIM**

(71) Applicant: **AUDI AG**, Ingolstadt (DE)

(72) Inventor: **Andreas Valencia Pollex**, Ingolstadt (DE)

(73) Assignee: **AUDI AG**, Ingolstadt (DE)

(**) Term: **15 Years**

(21) Appl. No.: **29/655,072**

(22) Filed: **Jun. 29, 2018**

(30) **Foreign Application Priority Data**

Feb. 16, 2018 (EM) 004710804

(51) **LOC (12) Cl.** **12-16**

(52) **U.S. Cl.**
USPC **D12/209**

(58) **Field of Classification Search**
USPC D12/204–213
CPC B60B 7/00; B60B 7/02; B60B 7/04; B60B 7/01; B60B 7/06; B60B 3/02; B60B 3/04; B60B 3/06; B60B 3/10; B60B 1/00; B60B 1/08; B60B 1/10; B60B 1/12
See application file for complete search history.

(56) **References Cited**

U.S. PATENT DOCUMENTS

D547,253 S * 7/2007 Muzzarelli D12/211
D573,932 S * 7/2008 Laengerer D12/209
D584,208 S * 1/2009 Markefka D12/209

D608,712 S * 1/2010 Pollmann D12/209
D620,866 S * 8/2010 Blasi D12/209
D626,905 S * 11/2010 Camacho D12/209
D644,154 S * 8/2011 Antoniadis D12/209
D663,247 S * 7/2012 Bildhaeuser D12/209
D671,877 S * 12/2012 Roura D12/209
D676,794 S * 2/2013 Hilpert D12/209
D684,516 S * 6/2013 Bennion D12/209
D740,197 S * 10/2015 Valencia Pollex D12/209
D751,016 S * 3/2016 Valencia Pollex D12/209
D764,373 S * 8/2016 Valencia Pollex D12/211
D781,762 S * 3/2017 Setter D12/209
D781,765 S * 3/2017 Bjerke et al. D12/209
D789,863 S * 6/2017 Yoneyama D12/209
D793,321 S * 8/2017 Valencia Pollex D12/209
D796,408 S * 9/2017 Valencia Pollex D12/209
D813,781 S * 3/2018 Valencia Pollex D12/209
D835,561 S * 12/2018 Hayashi D12/209
D843,912 S * 3/2019 Metros D12/209
D847,719 S * 5/2019 Rosello Visa D12/209

* cited by examiner

Primary Examiner — Stacia A Cadmus

(74) *Attorney, Agent, or Firm* — Lucas & Mercanti, LLP; Klaus P. Stoffel

(57) **CLAIM**

The ornamental design for a vehicle wheel rim, as shown and described.

DESCRIPTION

FIG. 1 is a front view of the vehicle wheel rim of the present invention; and,

FIG. 2 is a front, side perspective view thereof.

1 Claim, 2 Drawing Sheets







Fig. 1




Fig. 2