



US00D859261S

(12) **United States Design Patent** (10) **Patent No.:** **US D859,261 S**
Luk (45) **Date of Patent:** **** Sep. 10, 2019**

(54) **VEHICLE WHEEL, TOY VEHICLE WHEEL,
AND/OR REPLICAS THEREOF**

(71) Applicant: **Bayerische Motoren Werke
Aktiengesellschaft, Munich (DE)**

(72) Inventor: **Calvin Luk, Munich (DE)**

(73) Assignee: **Bayerische Motoren Werke
Aktiengesellschaft, Munich (DE)**

(**) Term: **15 Years**

(21) Appl. No.: **29/631,785**

(22) Filed: **Jan. 3, 2018**

(30) **Foreign Application Priority Data**

Jul. 11, 2017 (DE) 40 2017 100 810

(51) **LOC (12) Cl.** **12-16**

(52) **U.S. Cl.**
USPC **D12/209**

(58) **Field of Classification Search**
USPC D12/204–213; D21/533, 561, 563
CPC B60B 7/00; B60B 7/02; B60B 7/04; B60B
7/06; B60B 3/02; B60B 3/04; B60B 3/06;
B60B 3/10; B60B 1/00; B60B 1/08;
B60B 1/10; B60B 1/12

See application file for complete search history.

(56) **References Cited**

U.S. PATENT DOCUMENTS

D522,434 S	6/2006	Langer
D598,834 S	8/2009	Juergens et al.
D621,770 S	8/2010	Pollmann
D630,564 S	1/2011	Baum
D648,664 S	11/2011	Faghihzadeh
D663,668 S	7/2012	Pollmann

D688,188 S	*	8/2013	Baum	D12/211
D696,177 S		12/2013	Juergens et al.		
D743,865 S		11/2015	Rueckheim		
D753,570 S	*	4/2016	Garbas	D12/211
D784,894 S	*	4/2017	Gardavsky	D12/211
D788,675 S		6/2017	Kippes		
D792,316 S	*	7/2017	Groth	D12/211

FOREIGN PATENT DOCUMENTS

EM	000380852-0004	10/2005
EM	000735758-0004	7/2007
EM	000861042-0001	3/2008
EM	001658154-0002	3/2010
EM	001714668-0002	1/2011

(Continued)

Primary Examiner — Sheryl Lane

Assistant Examiner — Calvin E Vansant

(74) *Attorney, Agent, or Firm* — Crowell & Moring LLP

(57) **CLAIM**

The ornamental design for a vehicle wheel, toy vehicle wheel, and/or replicas thereof, as shown and described.

DESCRIPTION

This application contains subject matter related to the following co-pending U.S. design patent application: Application Ser. No. 29/594,296, filed Feb. 17, 2017 and entitled "Vehicle Wheel."

FIG. 1 is a perspective view of a vehicle wheel, toy vehicle wheel, and/or replicas thereof according to the design;

FIG. 2 is an additional perspective view thereof;

FIG. 3 is an additional perspective view thereof;



FIG. 4 is a front view thereof;

FIG. 5 is a rear view thereof; and,

FIG. 6 is a side view thereof.

FIG. 5 is shown in low-contrast rendering to depict environmental subject matter and forms no part of the claim.

1 Claim, 6 Drawing Sheets



(56)

References Cited

FOREIGN PATENT DOCUMENTS

EM	001744640-0003	11/2011
EM	001812538-0001	11/2011
EM	003712504-0001	1/2017

* cited by examiner



Fig. 1



Fig. 2



Fig. 3




Fig. 4




Fig. 5



Fig. 6