



US00D859251S

(12) **United States Design Patent** (10) **Patent No.:** **US D859,251 S**
Bucher et al. (45) **Date of Patent:** **** Sep. 10, 2019**

(54) **VEHICLE LIFTGATE**
 (71) Applicant: **Ford Global Technologies, LLC**,
 Dearborn, MI (US)
 (72) Inventors: **George Bucher**, Dearborn, MI (US);
Craig S. Metros, Bloomfield, MI (US);
Dean Carbis, Bloomfield Hills, MI
 (US); **Steven Gilmore**, Farmington
 Hills, MI (US); **Shawn Sung Yu**,
 Canton, MI (US)
 (73) Assignee: **Ford Global Technologies, LLC**,
 Dearborn, MI (US)
 (**) Term: **15 Years**

(21) Appl. No.: **29/632,017**
 (22) Filed: **Jan. 4, 2018**
 (51) **LOC (12) Cl.** **12-16**
 (52) **U.S. Cl.**
 USPC **D12/196**
 (58) **Field of Classification Search**
 USPC D12/86, 90, 91, 92, 163, 169, 171, 196,
 D12/216
 CPC B62D 24/02; B62D 25/00; B62D 25/003;
 B62D 25/02; B62D 25/08; B62D
 33/0273; B62D 33/03; B62D 33/037
 See application file for complete search history.

(56) **References Cited**
 U.S. PATENT DOCUMENTS

D499,357 S * 12/2004 Velazco D12/91
 D663,665 S * 7/2012 Hakamata D12/196
 D736,128 S * 8/2015 Blanski D12/196
 D749,480 S * 2/2016 Yu D12/196
 D766,795 S * 9/2016 Kim D12/196
 D783,482 S * 4/2017 Smith D12/196
 D788,644 S * 6/2017 Mueller D12/91

D788,645 S * 6/2017 Mueller D12/91
 D790,400 S * 6/2017 Zavatski D12/91
 D797,632 S * 9/2017 Zipfel D12/196
 D799,375 S * 10/2017 Zavatski D12/91
 D799,376 S * 10/2017 Telaak D12/91
 D801,858 S * 11/2017 Hagino D12/91
 D801,861 S * 11/2017 Hubers D12/91
 D801,862 S * 11/2017 Brendel D12/91
 D802,478 S * 11/2017 Perkins D12/91
 D802,482 S * 11/2017 Sterner D12/91
 D803,123 S * 11/2017 Granlund D12/196
 D804,359 S * 12/2017 Ishii D12/91
 D805,433 S * 12/2017 Scheinhutte D12/91
 D805,434 S * 12/2017 Bischoff D12/91
 D805,959 S * 12/2017 Wheel D12/91
 D805,985 S * 12/2017 Nakamura D12/196
 D807,227 S * 1/2018 Chen D12/91
 D807,228 S * 1/2018 Woolley D12/91

(Continued)

Primary Examiner — Susan Bennett Hattan
Assistant Examiner — Suzanne E Tisdell
 (74) *Attorney, Agent, or Firm* — Vichit Chea

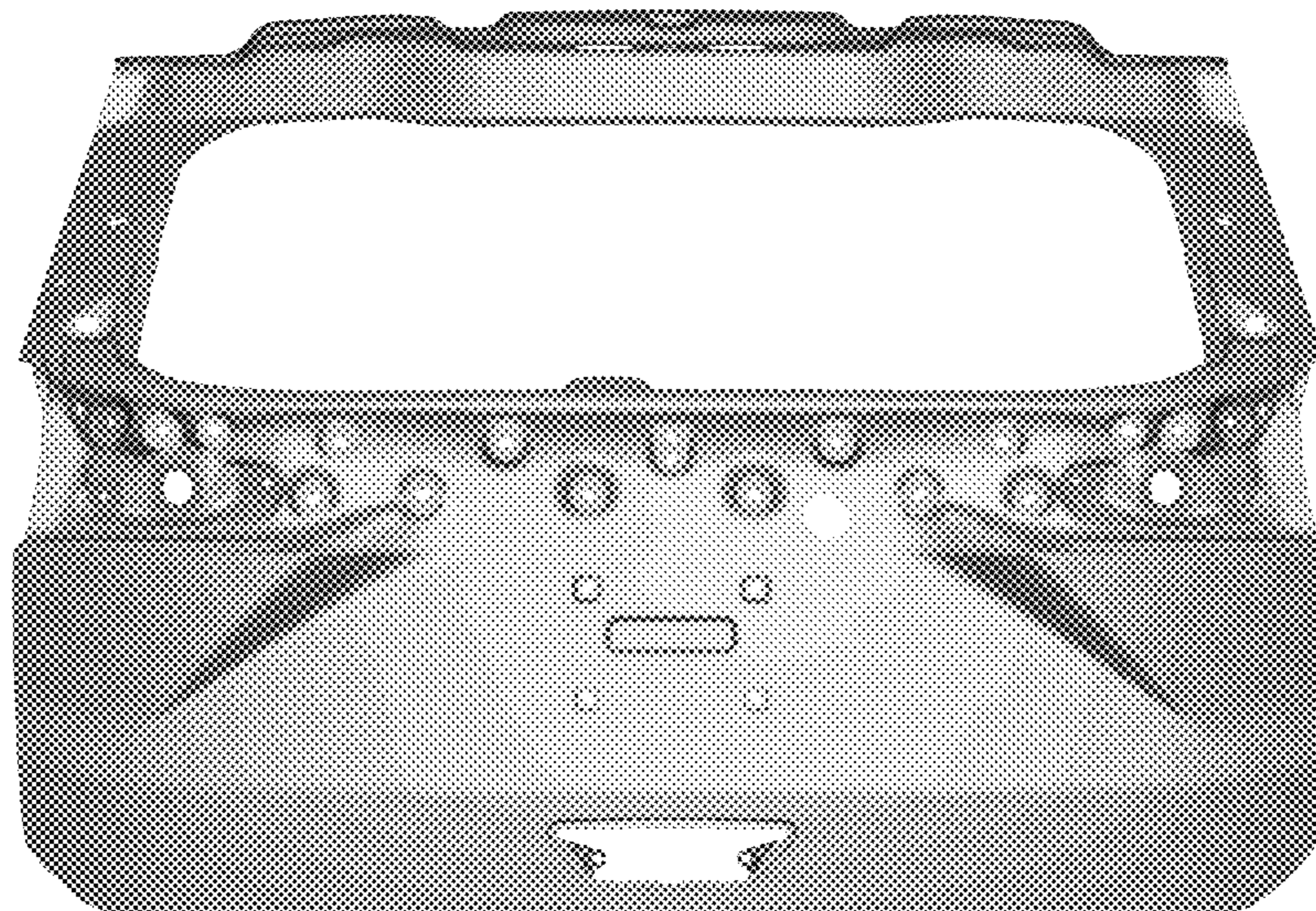
(57) **CLAIM**

The ornamental design for a vehicle liftgate, as shown and described.

DESCRIPTION

FIG. 1 is a front elevational view of a vehicle liftgate, showing our new design;
 FIG. 2 is a rear elevational view thereof;
 FIG. 3 is a left side elevational view thereof;
 FIG. 4 is a right side elevational view thereof;
 FIG. 5 is a top plan view thereof;
 FIG. 6 is a bottom plan view thereof;
 FIG. 7 is a top, front, and left side perspective view thereof;
 FIG. 8 is a bottom, front, and left side perspective view thereof; and,
 FIG. 9 is a top, rear, and left side perspective view thereof.

1 Claim, 9 Drawing Sheets



(56)

References Cited

U.S. PATENT DOCUMENTS

D807,788 S * 1/2018 Hatton D12/91
D808,321 S * 1/2018 Kim D12/196
2017/0210428 A1* 7/2017 Hallik B60R 19/34

* cited by examiner




Fig. 1




Fig. 2

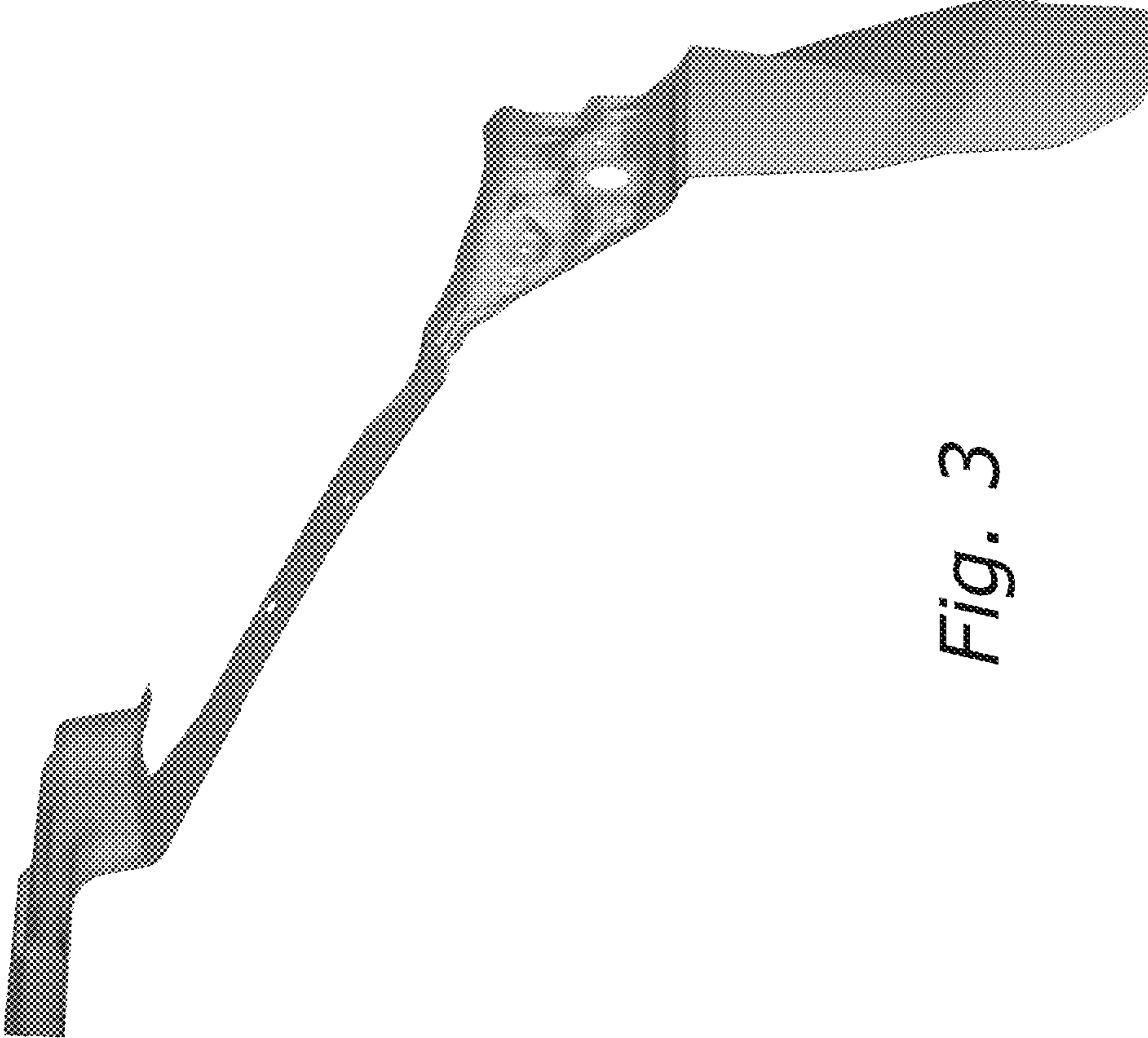


Fig. 3

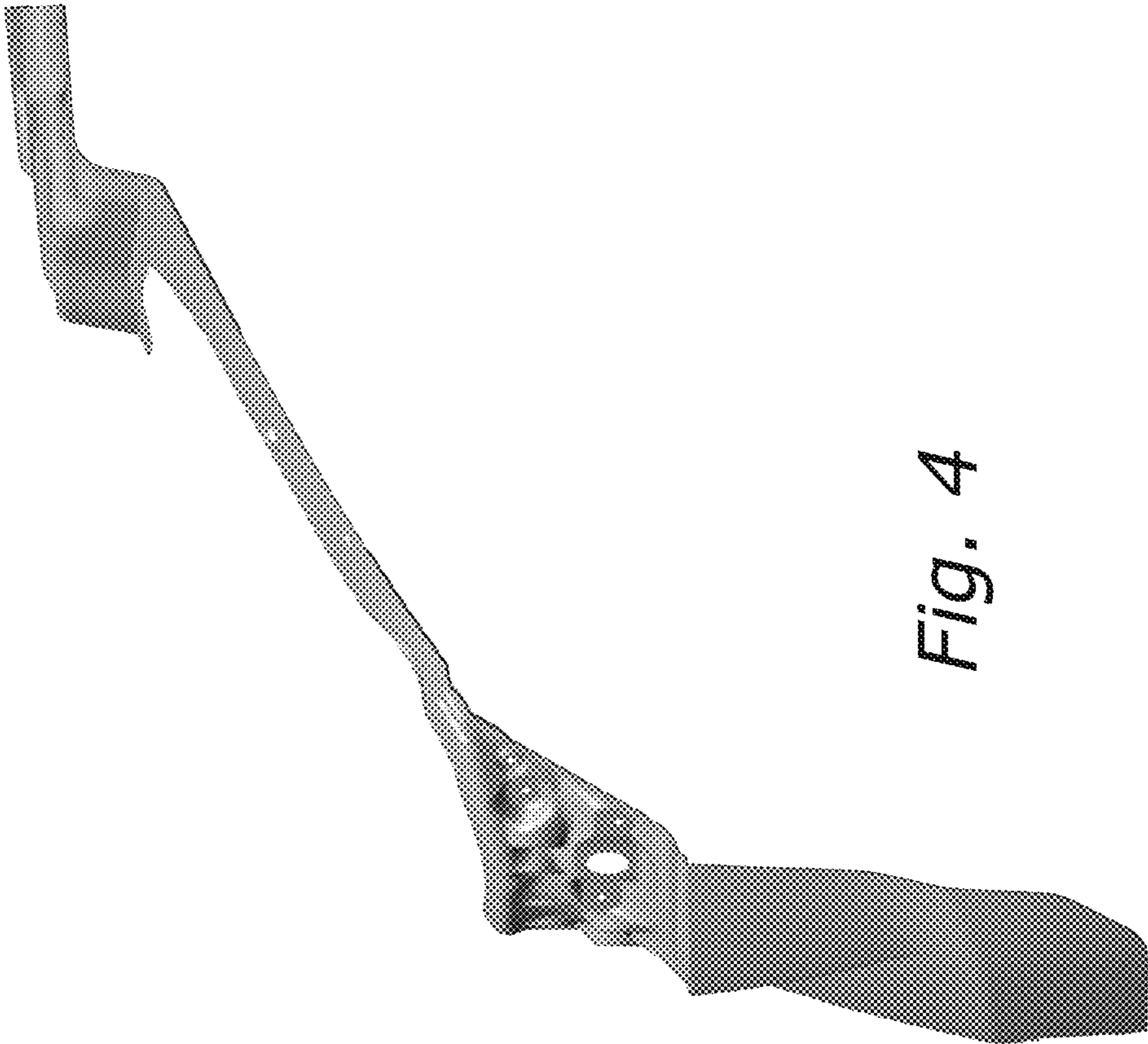


Fig. 4

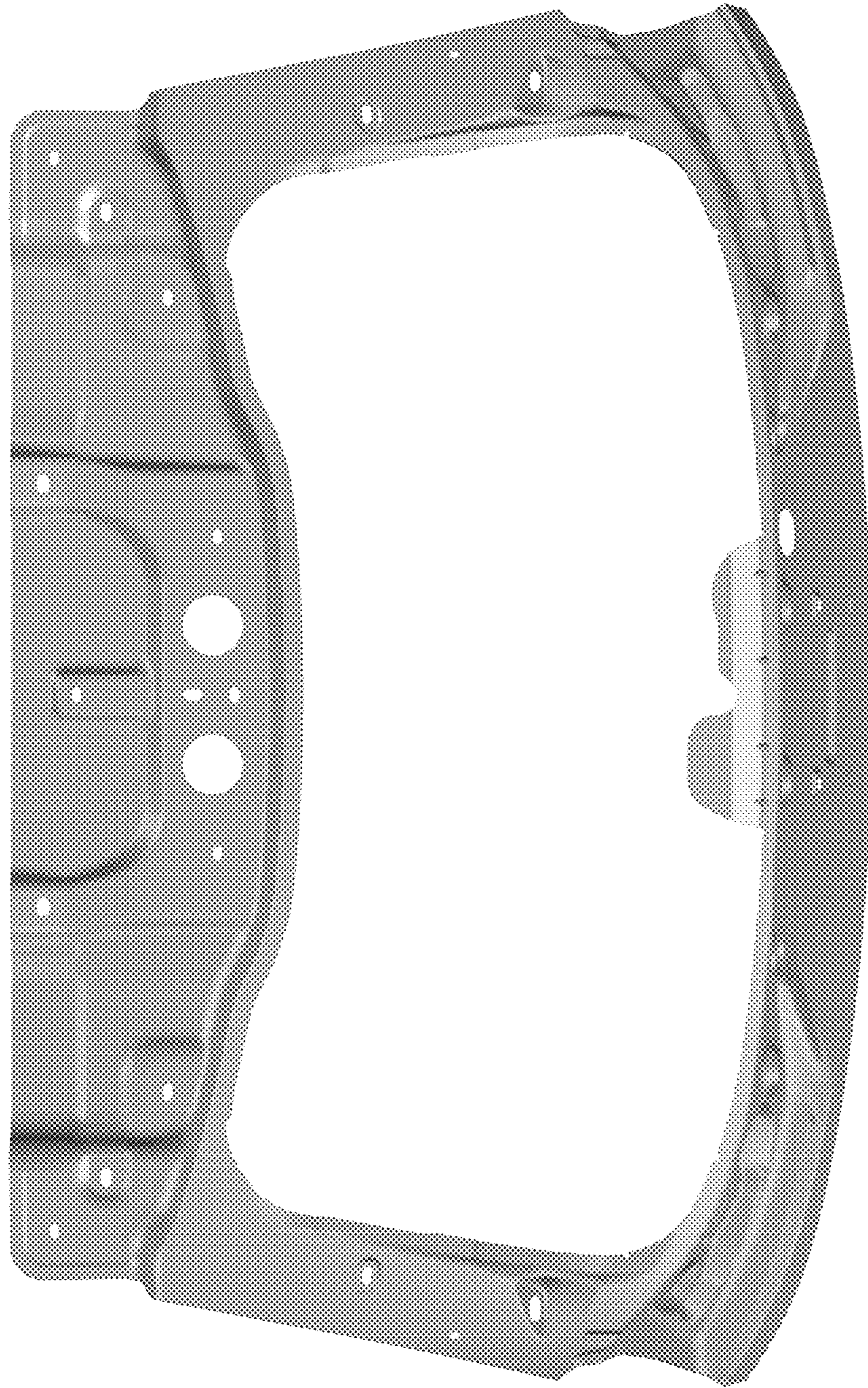


Fig. 5

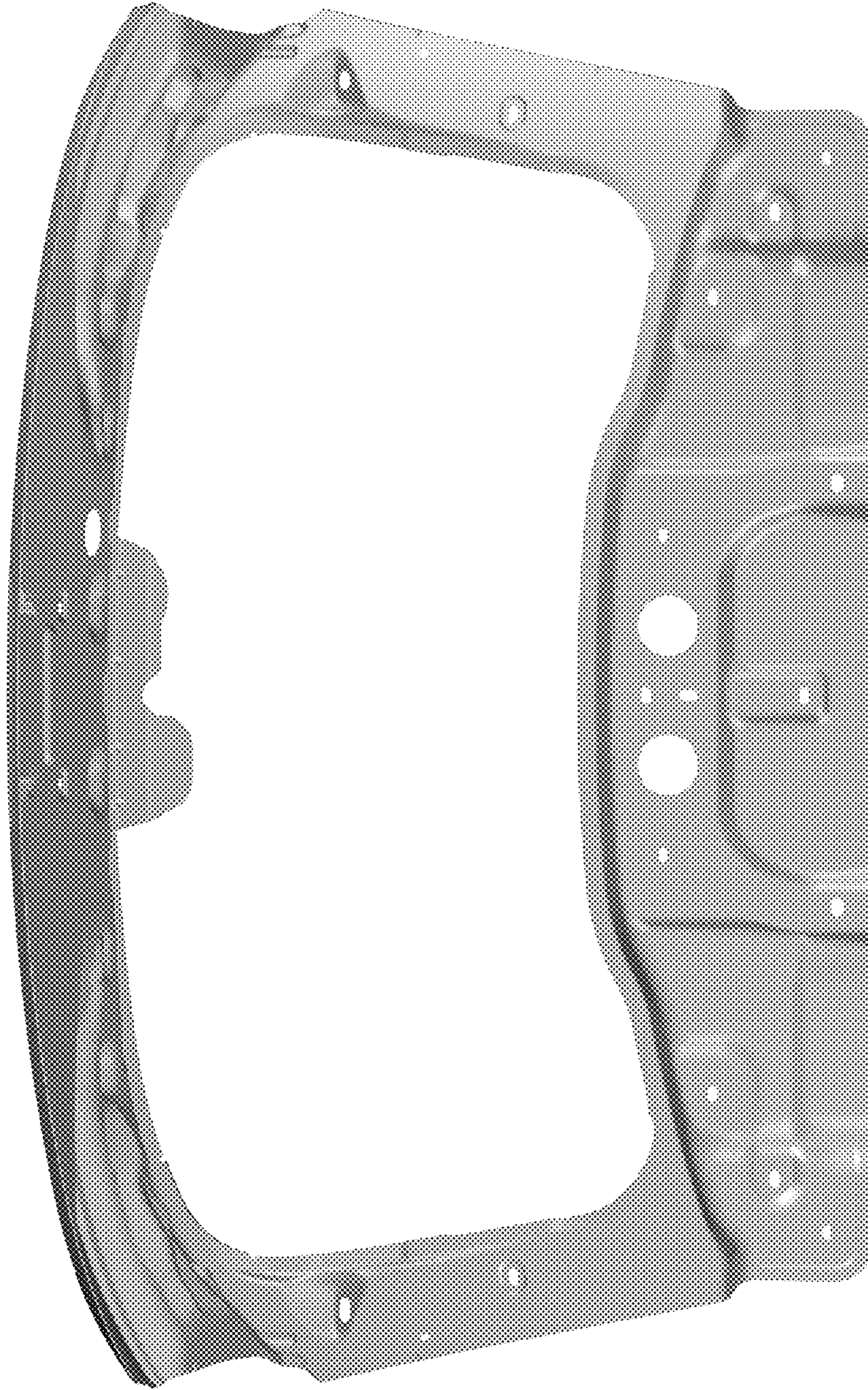
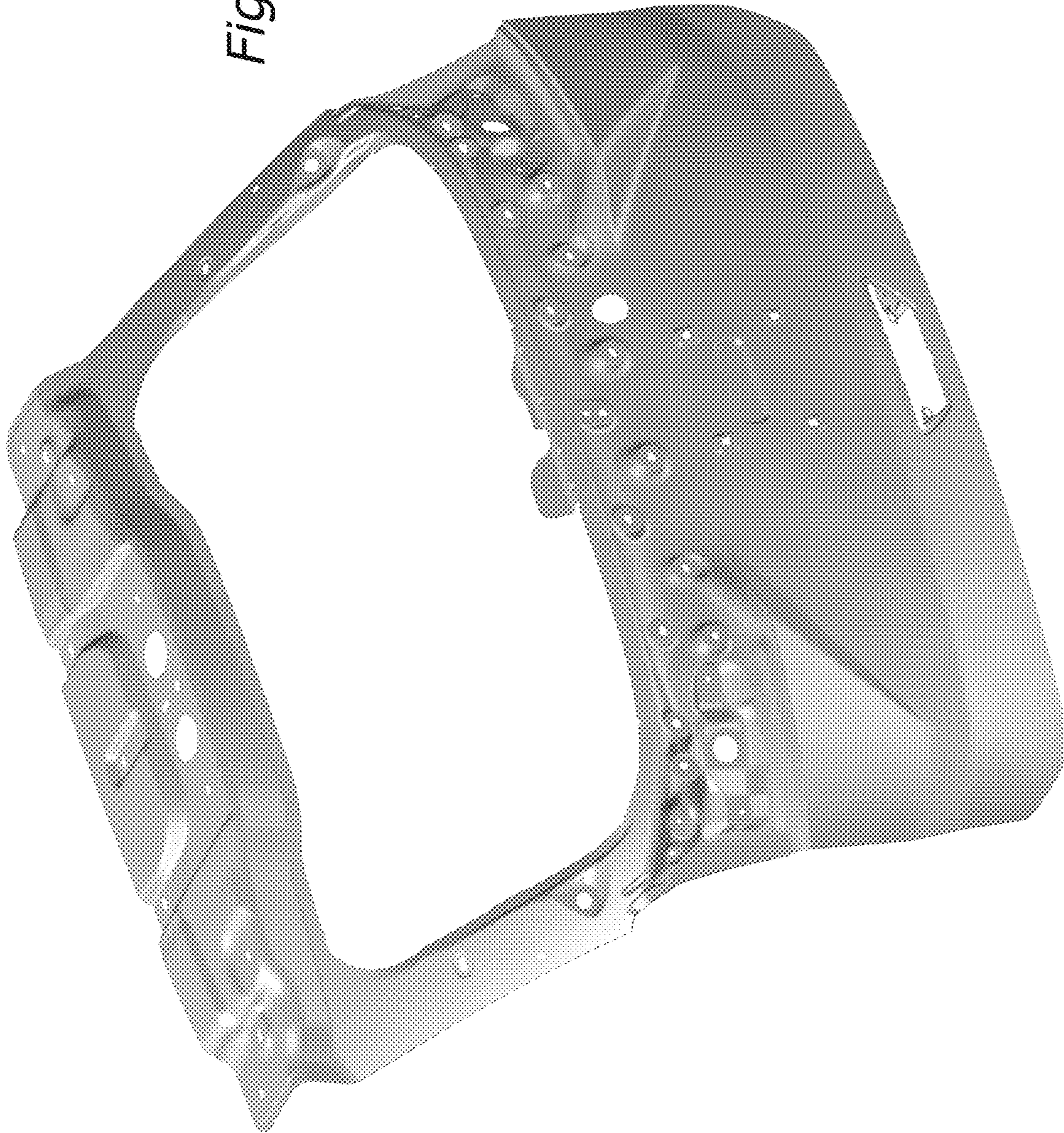


Fig. 6

Fig. 7



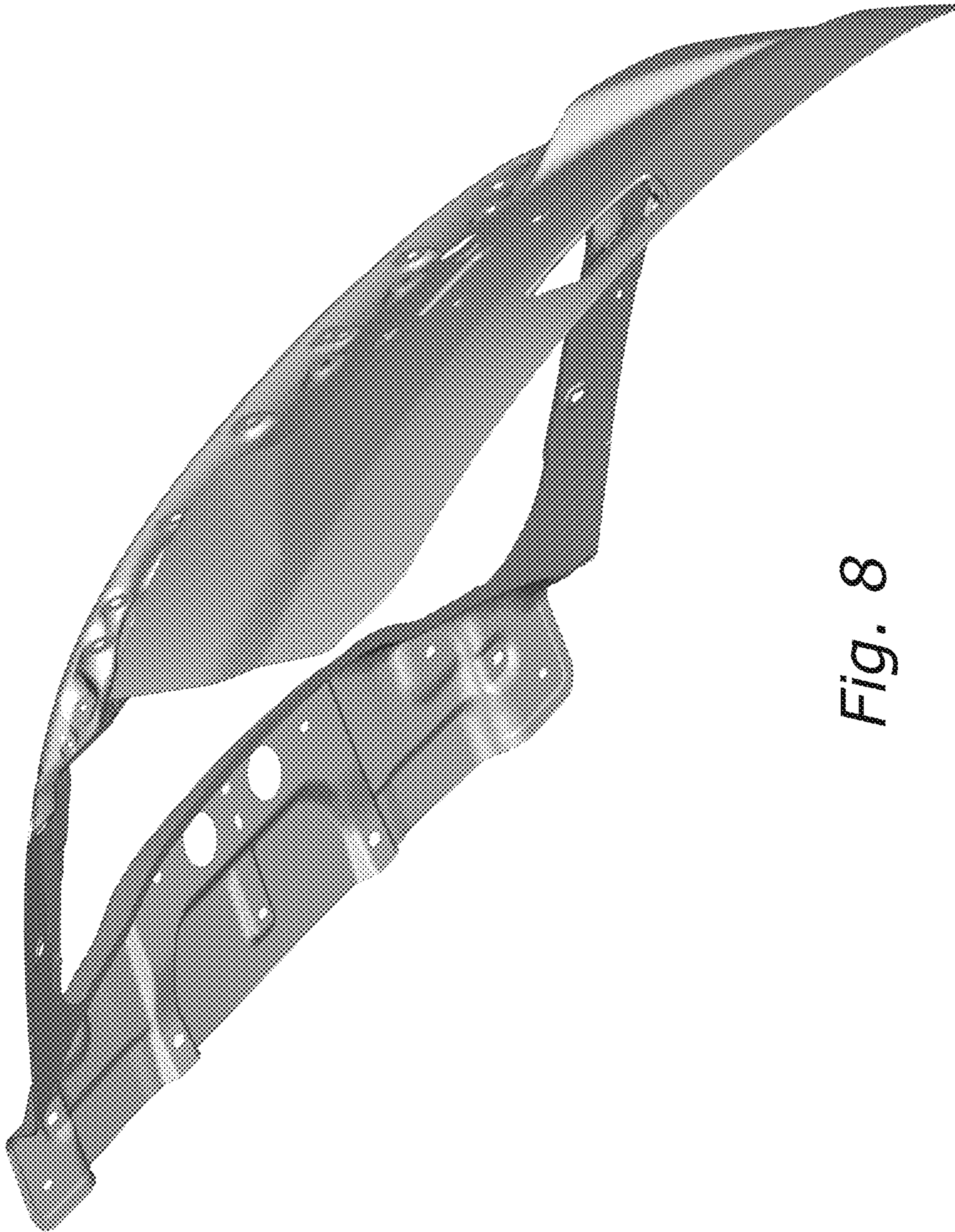


Fig. 8

Fig. 9

