



US00D859250S

(12) **United States Design Patent** (10) **Patent No.:** **US D859,250 S**
Johnson et al. (45) **Date of Patent:** **** Sep. 10, 2019**

- (54) **MUD FLAP**
- (71) Applicant: **Husky Liners, Inc.**, Ann Arbor, MI (US)
- (72) Inventors: **Doug Johnson**, Derby, KS (US); **Delbert Demaree**, Winfield, KS (US)
- (73) Assignee: **Husky Liners**, Ann Arbor, MI (US)
- (**) Term: **15 Years**
- (21) Appl. No.: **29/622,084**
- (22) Filed: **Oct. 13, 2017**
- (51) **LOC (12) Cl.** **12-16**
- (52) **U.S. Cl.**
USPC **D12/185**
- (58) **Field of Classification Search**
USPC D12/90-92, 93, 96, 181, 184, 185, 196, D12/202
CPC B62D 25/18; B62D 25/188
See application file for complete search history.

- D415,460 S * 10/1999 Ward D12/185
- 6,179,311 B1 * 1/2001 Larkin B62D 25/188 280/154
- 6,938,930 B1 9/2005 Beach
- D615,468 S * 5/2010 Harris D12/185
- 9,004,538 B2 * 4/2015 Eklund B62D 25/188 280/762
- 9,108,683 B2 8/2015 Ramsey
(Continued)

OTHER PUBLICATIONS

WeatherTech No-Drill Mud Flap (http://northamericanparts.com/i-3763521.aspx?gclid=EAlaIqobChMIhbPTIZSD3AIVCTBpCh2SWwB1EakYayABEgJDKvD_BwE) (Last Accessed Jul. 3, 2018).

Primary Examiner — Darlington Ly
(74) *Attorney, Agent, or Firm* — The Dobrusin Law Firm, P.C.; Daniel P. Aleksynas

(57) **CLAIM**

The ornamental design for a mud flap, as shown and described.

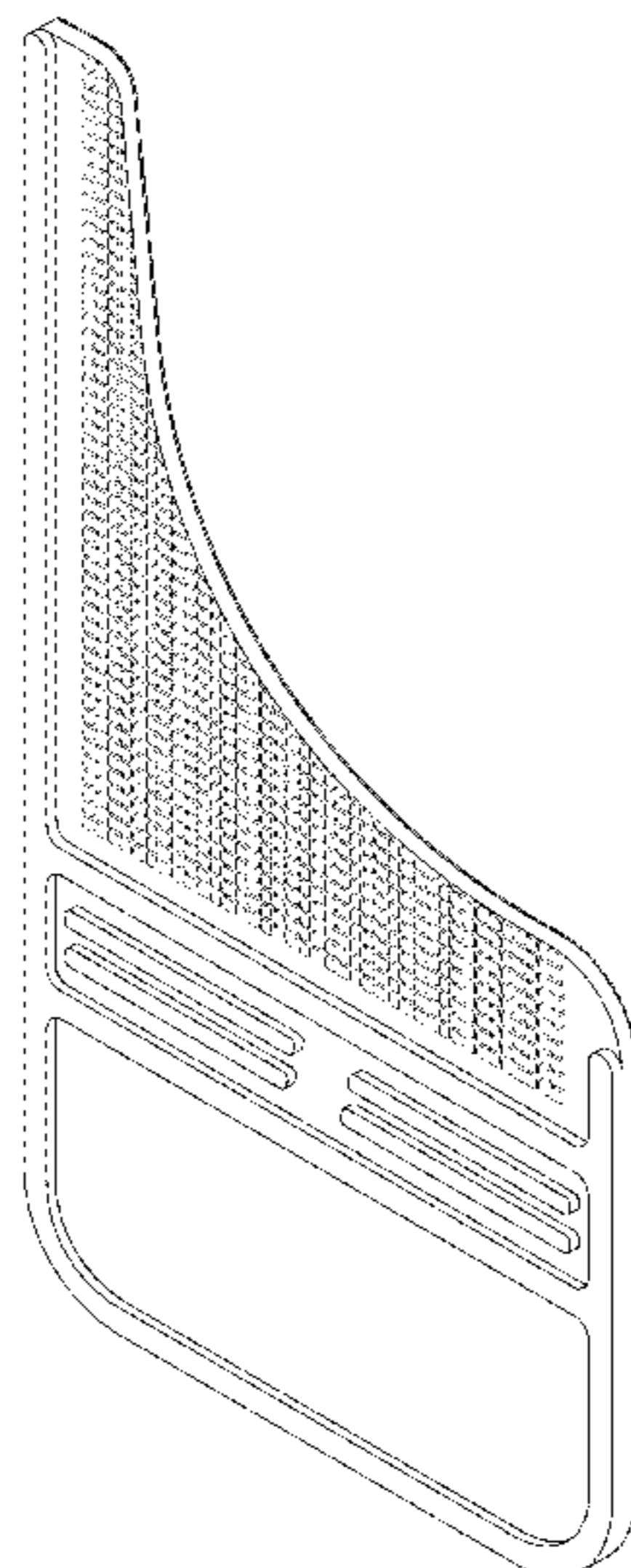
DESCRIPTION

FIG. 1 is a perspective view of a mud flap showing our new design in accordance to a first embodiment; FIG. 2 is a front elevation view thereof; FIG. 3 is a top plan view thereof; FIG. 4 is a bottom plan view thereof; FIG. 5 is a left side elevation view thereof; FIG. 6 is a right side elevation view thereof; FIG. 7 is a perspective view of a mud flap showing our new design in accordance to a second embodiment; FIG. 8 is a front elevation view thereof; FIG. 9 is a top plan view thereof; FIG. 10 is a bottom plan view thereof; FIG. 11 is a left side elevation view thereof; and, FIG. 12 is a right side elevation view thereof.

1 Claim, 6 Drawing Sheets

(56) **References Cited**
U.S. PATENT DOCUMENTS

- 3,953,053 A 4/1976 Arenhold
- D241,827 S * 10/1976 Podall D12/185
- D260,759 S * 9/1981 Arenhold D12/185
- 4,315,634 A * 2/1982 Arenhold B62D 25/18 280/851
- D274,324 S * 6/1984 Arenhold D12/185
- D279,560 S * 7/1985 Jensen D12/185
- D281,966 S * 12/1985 Lockwood D12/185
- D282,158 S * 1/1986 Wright D12/185
- D301,710 S * 6/1989 Ward D12/185
- D308,847 S * 6/1990 Price D12/185
- D308,958 S * 7/1990 Knox D12/185
- D309,724 S * 8/1990 Jurgens D12/185
- D328,447 S * 8/1992 Ahleen D12/185
- D332,770 S * 1/1993 Rutter D12/185
- 5,407,229 A * 4/1995 Garrett B62D 25/18 280/851
- D406,087 S * 2/1999 Bavington D12/185



(56)

References Cited

U.S. PATENT DOCUMENTS

D792,823 S *	7/2017	Senatro	D12/185
9,724,974 B2 *	8/2017	Schmeichel	B60D 1/58
D808,314 S	1/2018	Johnson	
D818,914 S	5/2018	Johnson	
2018/0009485 A1	1/2018	Johnson	

* cited by examiner

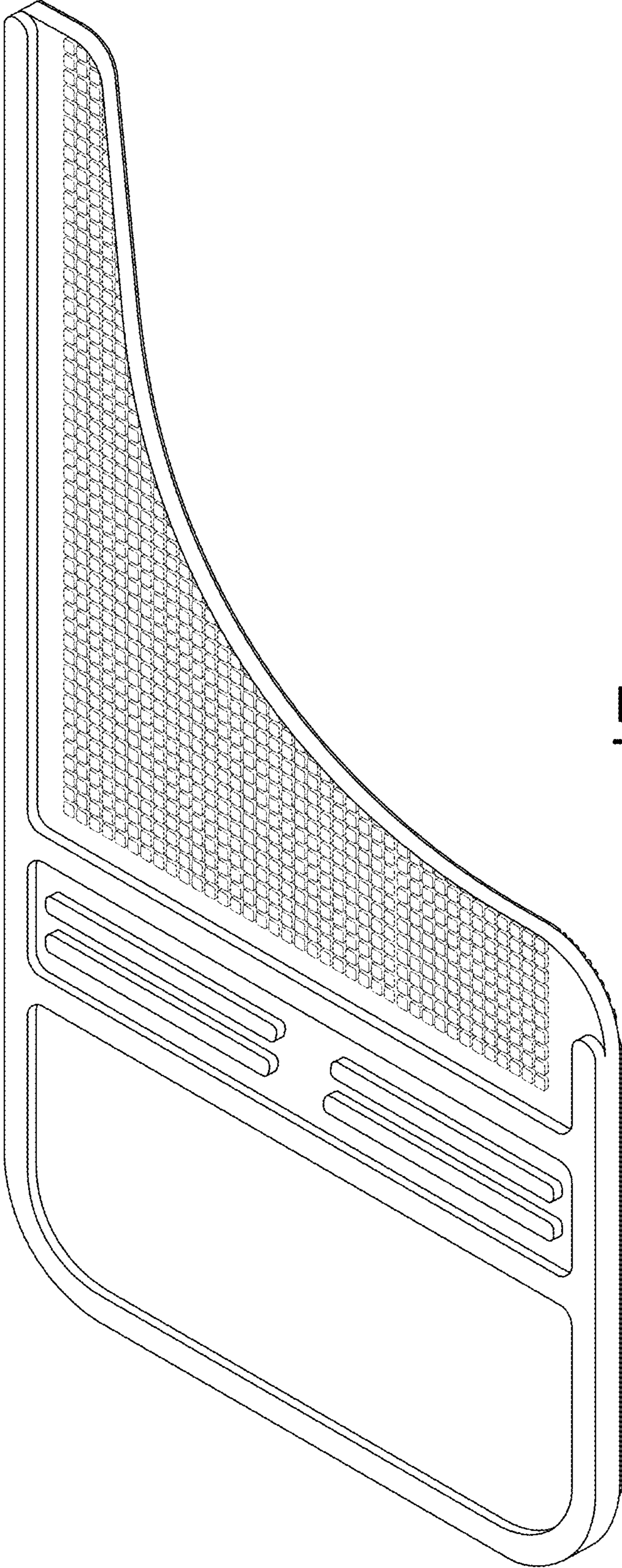


Fig-1

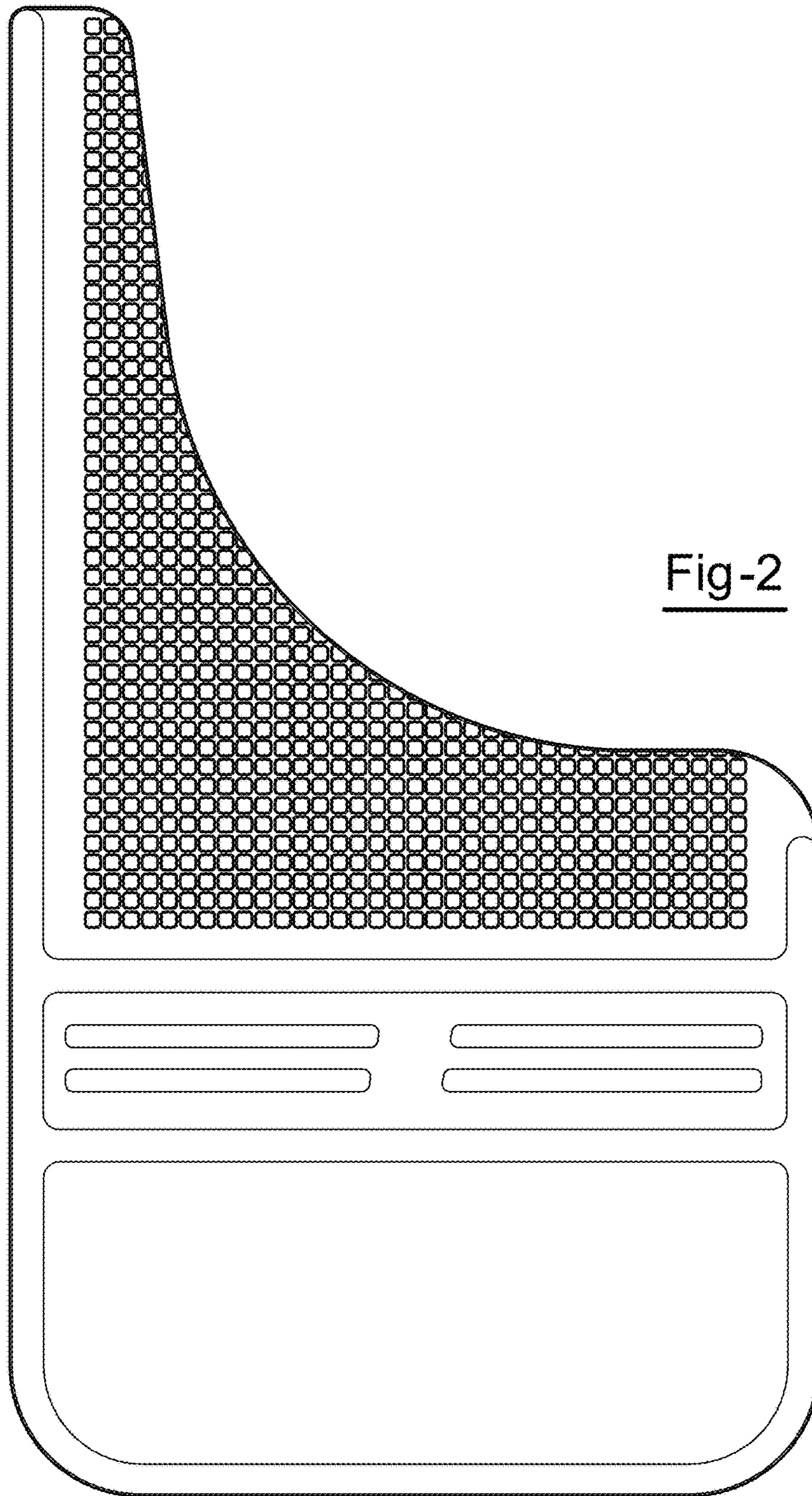


Fig-2




Fig-3



Fig-4



Fig-5



Fig-6

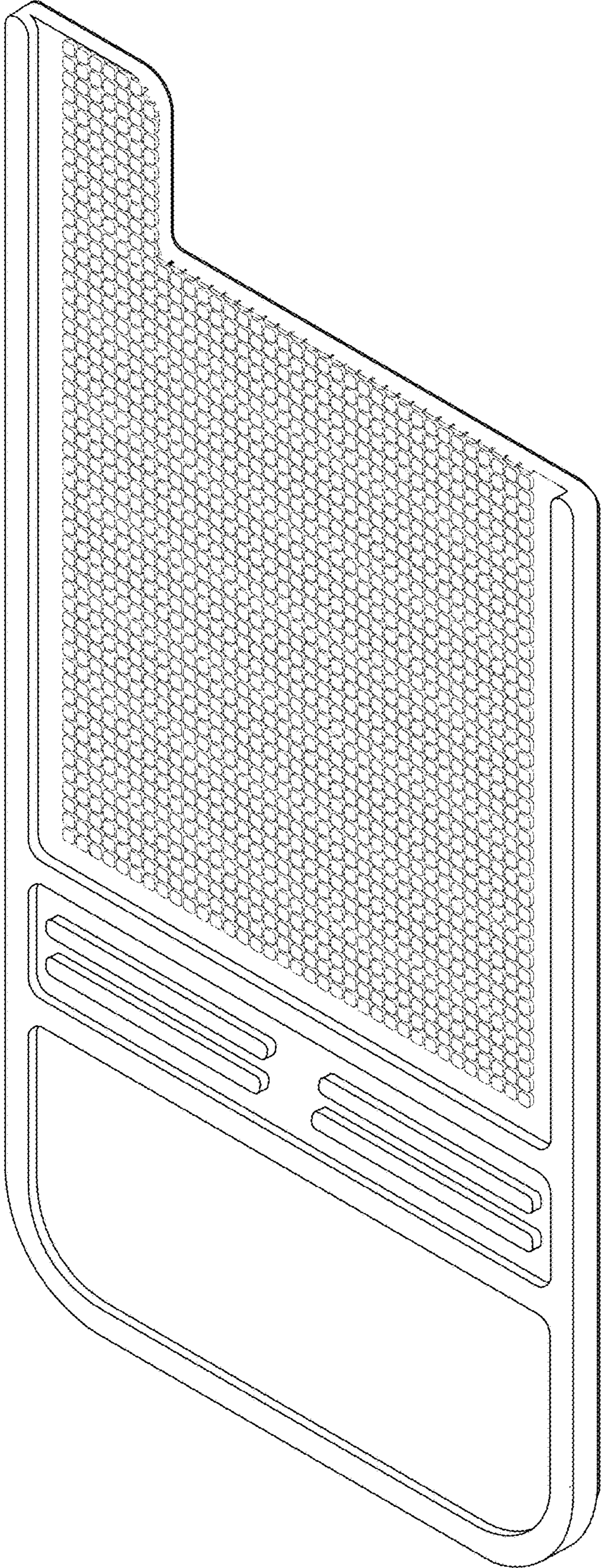


Fig-7




Fig-8




Fig-9



Fig-10



Fig-11




Fig-12