



US00D859241S

(12) **United States Design Patent** (10) **Patent No.:** **US D859,241 S**
Asano (45) **Date of Patent:** **** Sep. 10, 2019**

(54) **FRONT BUMPER FOR AN AUTOMOBILE**

D841,539 S * 2/2019 Yamaji D12/169
D842,176 S * 3/2019 Lee D12/169
D842,775 S * 3/2019 Lee D12/169

(71) Applicant: **Shota Asano**, Toyota (JP)

(72) Inventor: **Shota Asano**, Toyota (JP)

(73) Assignee: **TOYOTA JIDOSHA KABUSHIKI KAISHA** (JP)

(**) Term: **15 Years**

(21) Appl. No.: **29/656,539**

(22) Filed: **Jul. 13, 2018**

(30) **Foreign Application Priority Data**

Jan. 17, 2018 (JP) 2018-000655

(51) **LOC (12) Cl.** **12-16**

(52) **U.S. Cl.**
USPC **D12/169**

(58) **Field of Classification Search**
USPC D12/169, 216, 90-92, 86, 171, 196, 163;
293/102, 113, 115, 117, 120; 296/180.1,
296/180.2

CPC B60R 19/02; B60R 19/04; B62D 25/08
See application file for complete search history.

(56) **References Cited**

U.S. PATENT DOCUMENTS

D824,820 S * 8/2018 Nakamura D12/169
D825,410 S * 8/2018 Nakamura D12/169
D829,616 S * 10/2018 Fuchino D12/169
D829,617 S * 10/2018 Takamatsu D12/169
D829,618 S * 10/2018 Kamahara D12/169
D830,250 S * 10/2018 Tomita D12/169
D835,014 S * 12/2018 Ea D12/169
D839,150 S * 1/2019 Roller D12/169
D839,151 S * 1/2019 Cartabiano D12/169
D841,538 S * 2/2019 Izuoka D12/169

OTHER PUBLICATIONS

NetCarshow, Toyota Corolla (2014), <https://www.netcarshow.com/toyota/2014-corolla/1280x960/wallpaper_01.htm>, available as early as Oct. 20, 2015.

NetCarshow, Toyota Camry (2015), <https://www.netcarshow.com/toyota/2015-camry/1280x960/wallpaper_02.htm>, available as early as Jun. 22, 2016.

NetCarshow, Toyota Camry (2018), <https://www.netcarshow.com/toyota/2018-camry/1280x960/wallpaper_07.htm>, available as early as Jul. 10, 2017.

* cited by examiner

Primary Examiner — Melody N Brown

(74) *Attorney, Agent, or Firm* — Saidman DesignLaw Group, LLC

(57) **CLAIM**

The ornamental design for a front bumper for an automobile, as shown and described.

DESCRIPTION

FIG. 1 is a perspective view of a front bumper for an automobile showing my new design;

FIG. 2 is a front view thereof;

FIG. 3 is a rear view thereof;

FIG. 4 is a left side view thereof;

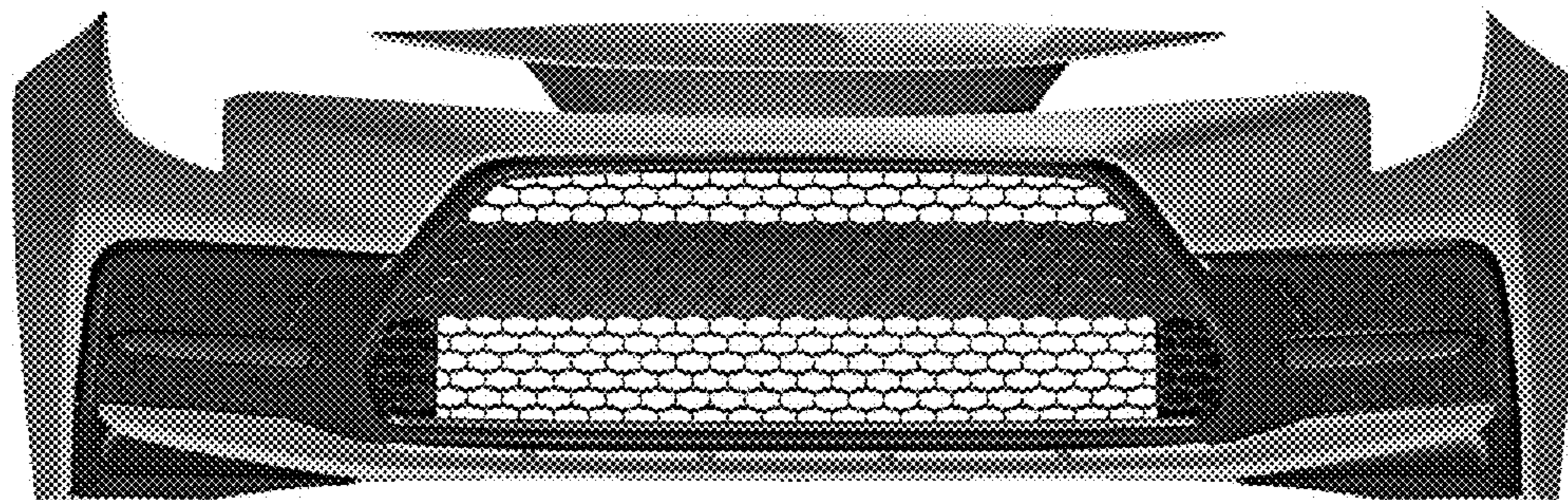
FIG. 5 is a right side view thereof;

FIG. 6 is a top view thereof; and,

FIG. 7 is a bottom view thereof.

The claimed design is indicated by the relatively dark portions in the figures. The relatively light portions form no part of the claimed design.

1 Claim, 7 Drawing Sheets






FIG. 1




FIG. 2




FIG. 3



FIG. 4




FIG. 5



FIG. 6




FIG. 7