



US00D859227S

(12) **United States Design Patent** (10) **Patent No.:** **US D859,227 S**
Buckingham (45) **Date of Patent:** **** Sep. 10, 2019**

(54) **RADIATOR GRILLE FOR A VEHICLE**

FOREIGN PATENT DOCUMENTS

(71) Applicant: **Bayerische Motoren Werke Aktiengesellschaft, Munich (DE)**

WO WO DM/096612 12/2017

(72) Inventor: **John-Daniel Buckingham, Woodland Hills, CA (US)**

OTHER PUBLICATIONS

(73) Assignee: **Bayerische Motoren Werke Aktiengesellschaft, Munich (DE)**

<https://www.bmwusa.com/vehicles/8-series/overview.html> Retrieved Nov. 7, 2018 (Year: 2018).*

(**) Term: **15 Years**

Primary Examiner — Leanne Was-Englehart

(21) Appl. No.: **29/624,735**

(74) *Attorney, Agent, or Firm* — Crowell & Moring LLP

(22) Filed: **Nov. 3, 2017**

(57) **CLAIM**

The ornamental design for a radiator grille for a vehicle, as shown and described.

(30) **Foreign Application Priority Data**

DESCRIPTION

May 10, 2017 (DE) 40 2017 100 574

This application contains subject matter related to the following co-pending U.S. design patent applications:

(51) **LOC (12) Cl.** **12-16**

Application Ser. No. 29/594,685, filed Feb. 22, 2017 and entitled "Radiator Grille for a Vehicle";

(52) **U.S. Cl.**
USPC **D12/163**

Application Ser. No. 29/624,709, filed herewith and entitled "Vehicle, Toy, and/or Replicas Thereof";

(58) **Field of Classification Search**
USPC D12/86, 90-92, 98, 163, 169, 196, 216
CPC .. B60R 19/52; B60R 2019/525; B60K 11/085
See application file for complete search history.

Application Ser. No. 29/624,716, filed herewith and entitled "Vehicle, Toy, and/or Replicas Thereof";

Application Ser. No. 29/624,718, filed herewith and entitled "Vehicle, Toy, and/or Replicas Thereof"; and

Application Ser. No. 29/624,719, filed herewith and entitled "Vehicle, Toy, and/or Replicas Thereof".

(56) **References Cited**

FIG. 1 is a front view of a radiator grille for a vehicle according to the design;

FIG. 2 is a right, front perspective view thereof;

FIG. 3 is a left, bottom perspective view thereof;

FIG. 4 is a right side view thereof;

FIG. 5 is a left side view thereof;

FIG. 6 is a top view thereof;

FIG. 7 is a bottom view thereof; and,

FIG. 8 is a rear view thereof.


The broken lines of FIG. 8 depict portions of the radiator grille for a vehicle that form no part of the claimed design.

U.S. PATENT DOCUMENTS

D400,836 S	*	11/1998	Reynard	D12/163
D706,172 S	*	6/2014	Ramaciotti	D12/92
D765,547 S	*	9/2016	Ahn	D12/92
D783,456 S	*	4/2017	Kim	D12/91
D801,228 S	*	10/2017	Ahn	D12/91
D814,367 S	*	4/2018	Myrberg	D12/163
D818,890 S	*	5/2018	Beermann	D12/163
D820,737 S	*	6/2018	Simm	D12/163
D821,274 S	*	6/2018	Simm	D12/163
D831,540 S	*	10/2018	Buckingham	D12/92

(Continued)

1 Claim, 8 Drawing Sheets



(56)

References Cited

U.S. PATENT DOCUMENTS

D831,541 S * 10/2018 Buckingham D12/92
D832,147 S * 10/2018 Ojea D12/92

* cited by examiner

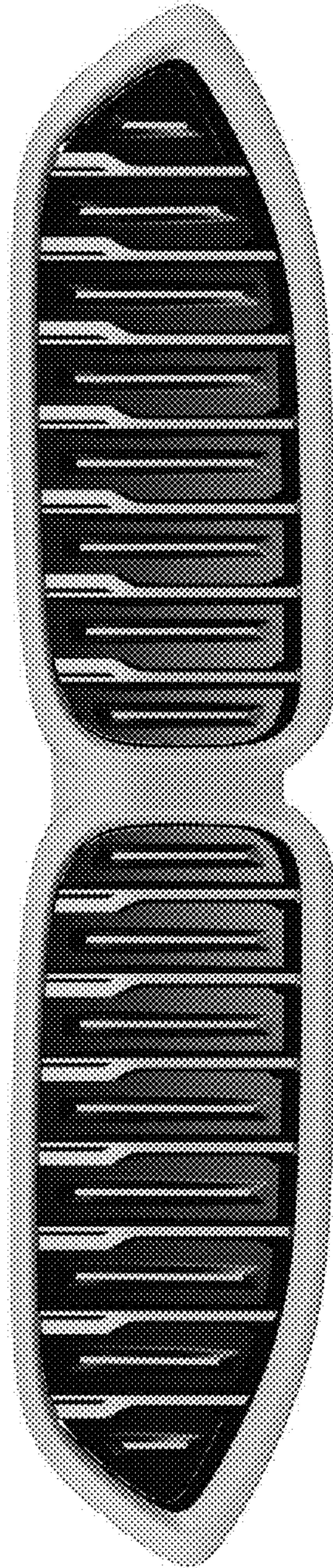


Fig. 1



Fig. 2




Fig. 3




Fig. 4




Fig. 5




Fig. 6




Fig. 7




Fig. 8