



US00D859221S

(12) **United States Design Patent**
Shigihara et al.

(10) **Patent No.:** **US D859,221 S**

(45) **Date of Patent:** **** Sep. 10, 2019**

- (54) **MOTORCYCLE**
- (71) Applicant: **HONDA MOTOR CO., LTD.**, Tokyo (JP)
- (72) Inventors: **Takashi Shigihara**, Wako (JP); **Tetsuya Nakazawa**, Wako (JP); **Jun Hirose**, Wako (JP); **Kazuyuki Tachibana**, Wako (JP)
- (73) Assignee: **HONDA MOTOR CO., LTD.**, Tokyo (JP)
- (**) Term: **15 Years**

D651,138 S *	12/2011	Lai	D12/110
D652,769 S *	1/2012	Kudo	D12/110
D669,821 S *	10/2012	Nishihara	D12/110
D688,983 S *	9/2013	Shibuta	D12/110
D689,406 S *	9/2013	Yasuhara	D12/110
D695,153 S *	12/2013	Buckan	D12/110
D695,154 S *	12/2013	Buckan	D12/110
8,827,024 B1 *	9/2014	Sumi	B62K 25/02 180/227
D723,429 S *	3/2015	Hohdorf	D12/110
D735,085 S *	7/2015	Buckan	D12/110
D736,677 S *	8/2015	Imura	D12/110
2012/0318598 A1 *	12/2012	Fujiyama	B60K 5/12 180/219
2015/0101875 A1 *	4/2015	Inayama	B60K 13/02 180/225

- (21) Appl. No.: **29/640,252**
- (22) Filed: **Mar. 13, 2018**
- (30) **Foreign Application Priority Data**
Sep. 15, 2017 (JP) 2017-020198
- (51) **LOC (12) Cl.** **12-11**
- (52) **U.S. Cl.**
USPC **D12/110**
- (58) **Field of Classification Search**
USPC D12/110, 111, 117; D21/432, 538
CPC B62K 11/00; B62K 11/02; B62K 11/04;
B62K 11/10; B62K 17/00; B62K 19/00;
B62K 2202/00
See application file for complete search history.

* cited by examiner


Primary Examiner — Darlington Ly
(74) *Attorney, Agent, or Firm* — Birch, Stewart, Kolasch & Birch, LLP

- (56) **References Cited**
U.S. PATENT DOCUMENTS
D582,316 S * 12/2008 Stenegard D12/110
D591,205 S * 4/2009 Heinrich D12/110
D597,449 S * 8/2009 Nagao D12/110
D601,458 S * 10/2009 Nagao D12/110
D605,089 S * 12/2009 Tanaka D12/110
D636,708 S * 4/2011 Katagiri D12/110
D638,756 S * 5/2011 Kouchi D12/110

(57) **CLAIM**
The ornamental design for a motorcycle, as shown and described.

DESCRIPTION
FIG. 1 is a front and right side perspective view of a motorcycle showing our new design;
FIG. 2 is a rear and left side perspective view thereof;
FIG. 3 is a right side elevation view thereof;
FIG. 4 is a left side elevation view thereof;
FIG. 5 is a front elevation view thereof;
FIG. 6 is a rear elevation view thereof;
FIG. 7 is a top plan view thereof;
FIG. 8 is a bottom plan view thereof;
FIG. 9 is a front and left side perspective view thereof; and,
FIG. 10 is a rear and right side perspective view thereof.
The broken lines shown in the drawings illustrate portions of the motorcycle that form no part of the claimed design.

1 Claim, 10 Drawing Sheets






FIG. 1




FIG. 2

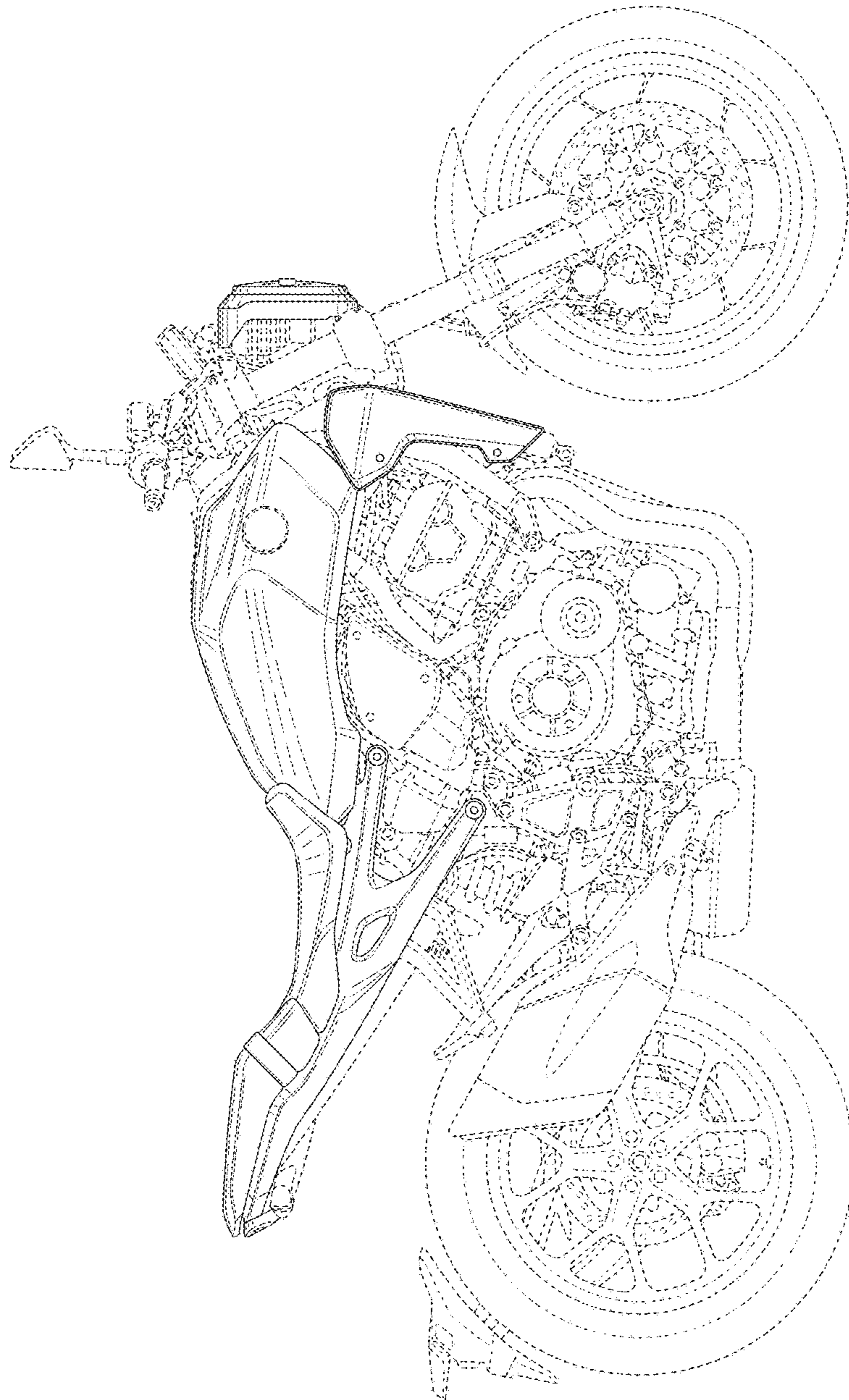


FIG.3

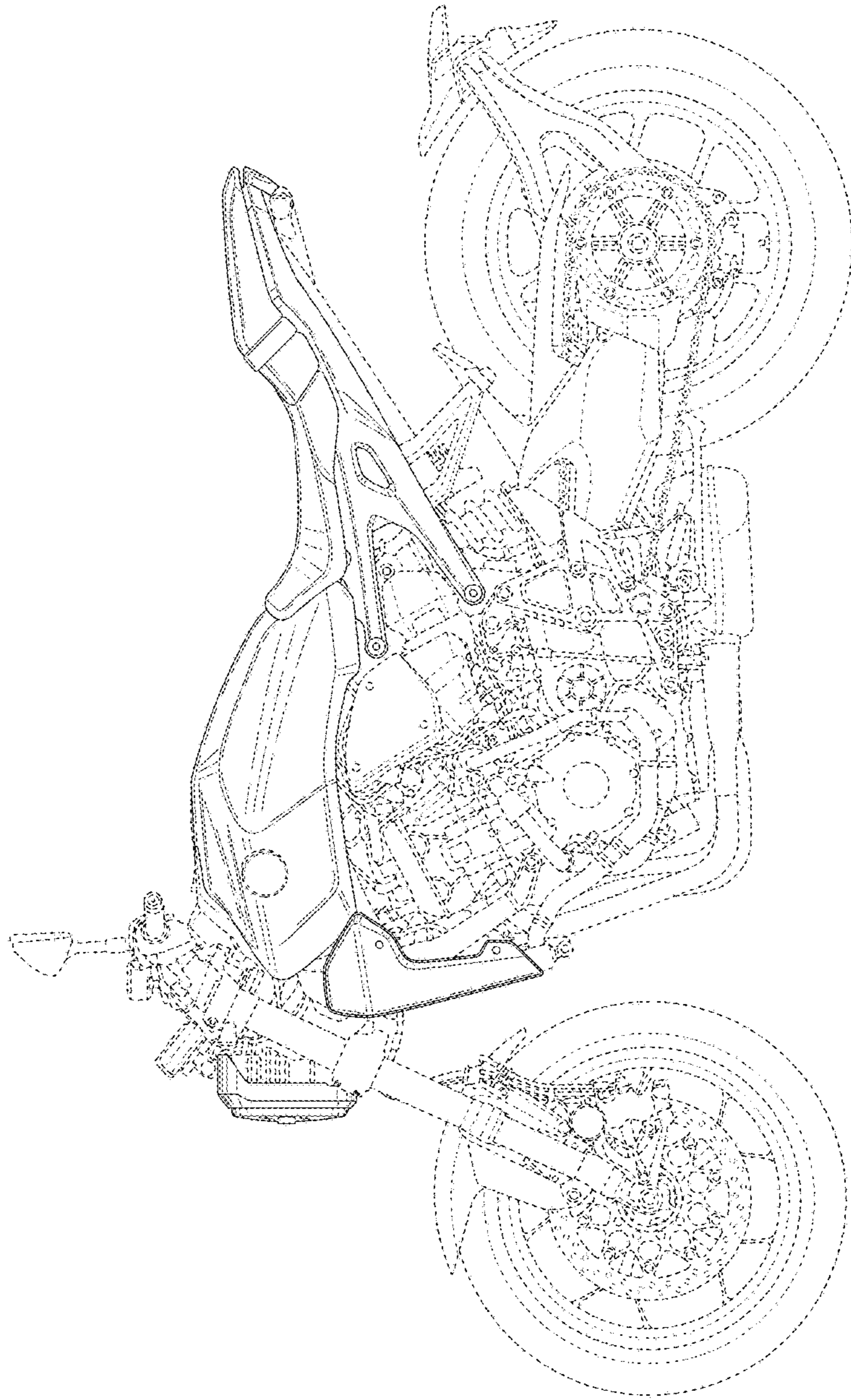


FIG.4

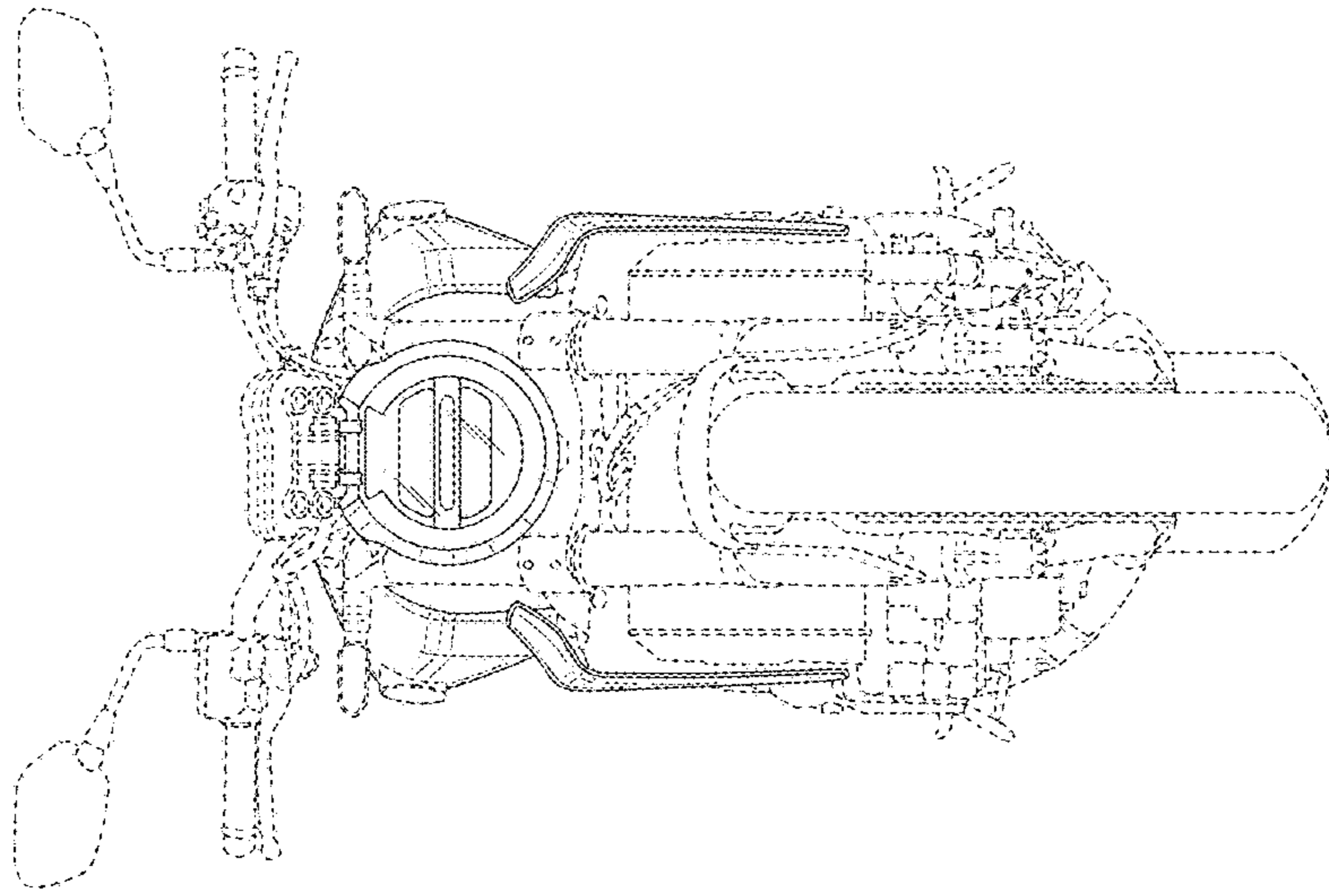


FIG.5

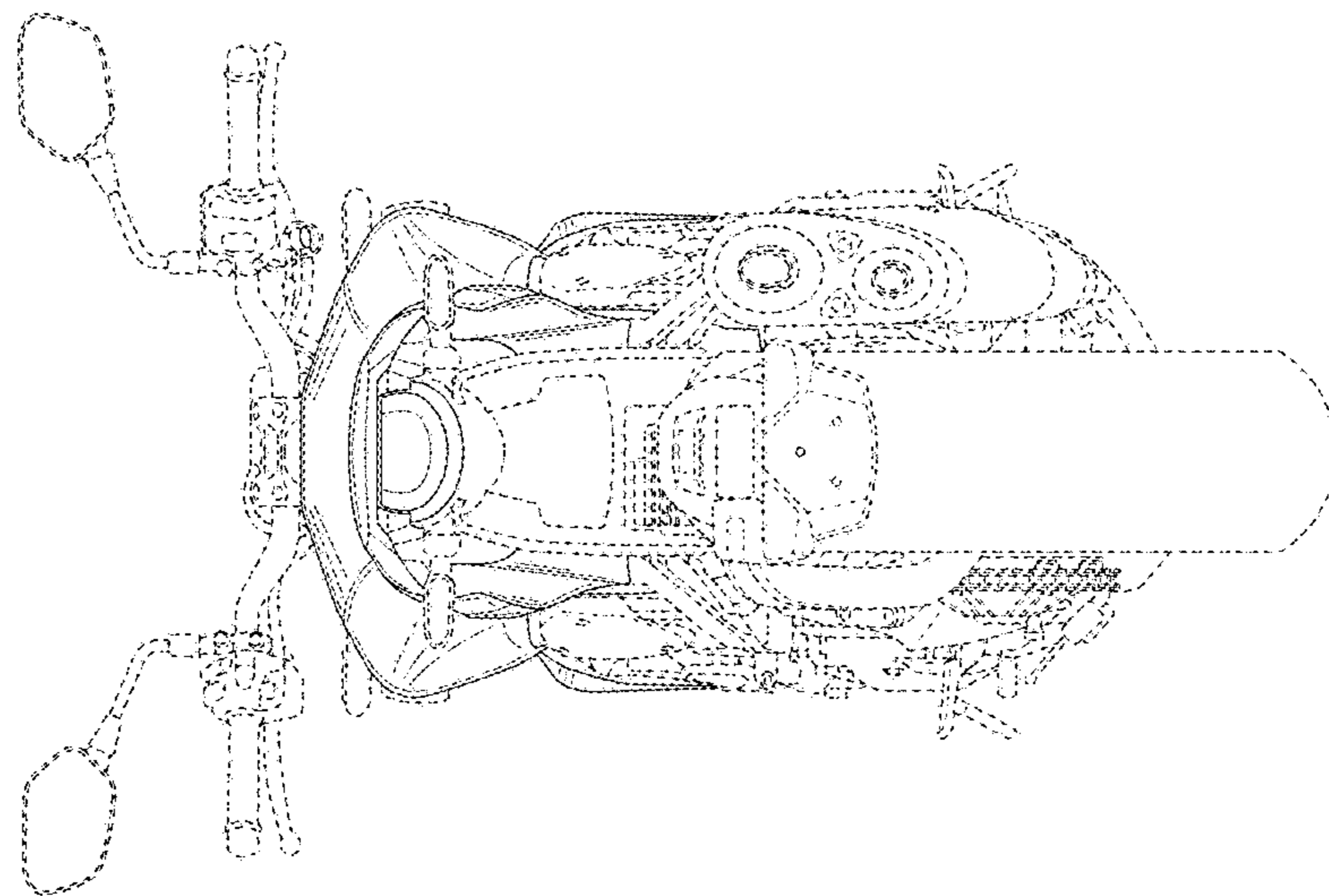


FIG.6

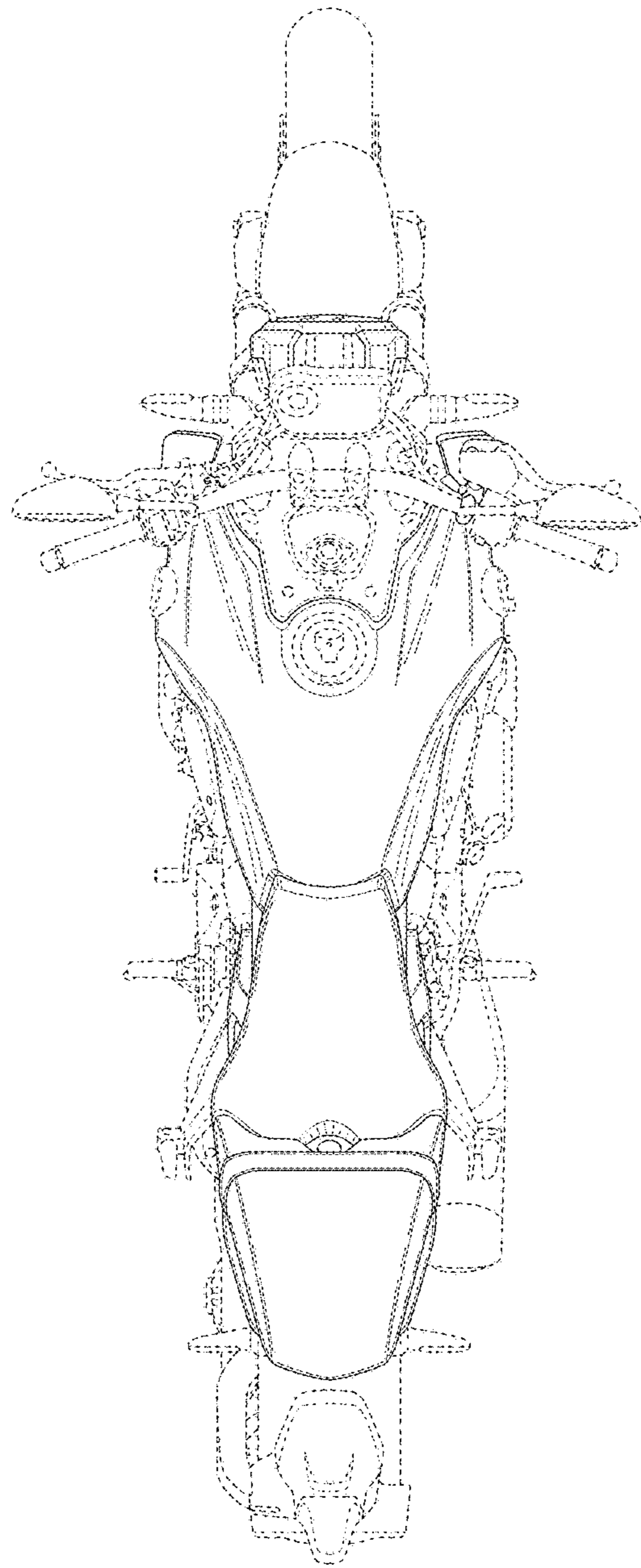


FIG.7

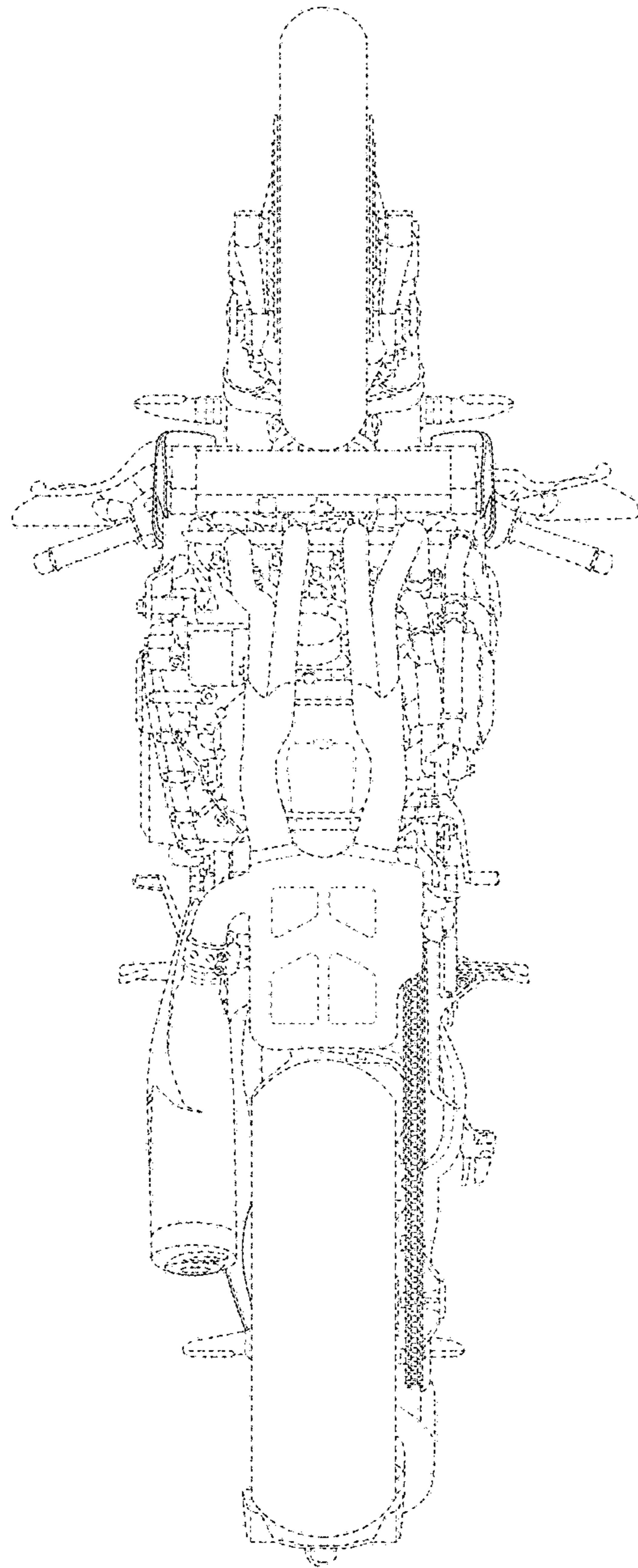


FIG.8




FIG. 9

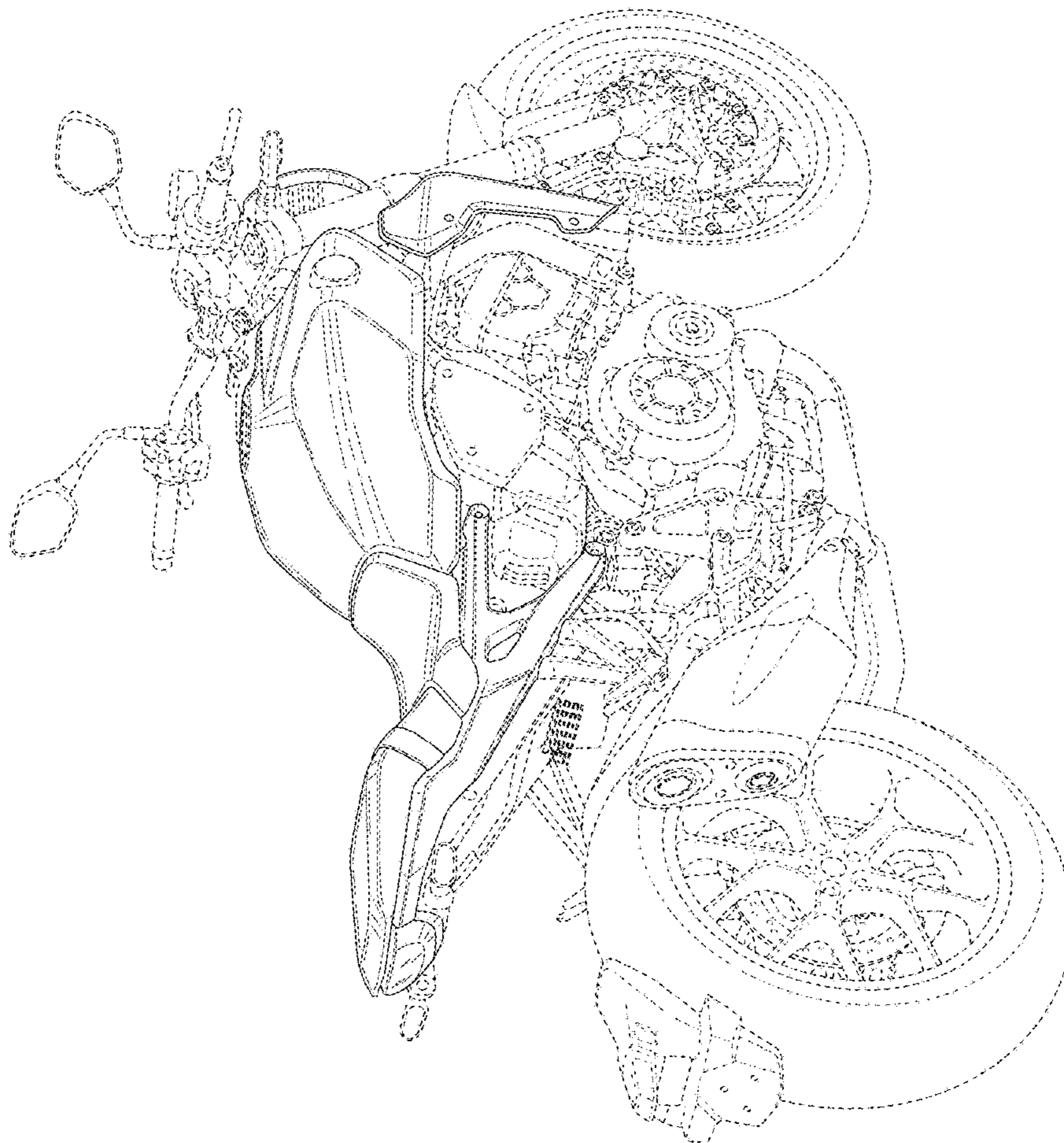


FIG.10