



US00D859219S

(12) **United States Design Patent**
Futamata et al.

(10) **Patent No.:** **US D859,219 S**

(45) **Date of Patent:** **** Sep. 10, 2019**

(54) **MOTORCYCLE OR MOTORCYCLE
REPLICA**

(71) Applicant: **HONDA MOTOR CO., LTD.**, Tokyo
(JP)

(72) Inventors: **Takeshi Futamata**, Wako (JP); **Ippei
Shibano**, Wako (JP)

(73) Assignee: **HONDA MOTOR CO., LTD.**, Tokyo
(JP)

(**) Term: **15 Years**

(21) Appl. No.: **29/640,084**

(22) Filed: **Mar. 12, 2018**

(30) **Foreign Application Priority Data**

Sep. 15, 2017 (JP) 2017-020224

(51) **LOC (12) Cl.** **12-11**

(52) **U.S. Cl.**
USPC **D12/110**

(58) **Field of Classification Search**

USPC D12/110, 111, 117; D21/432, 538
CPC B62K 11/00; B62K 11/02; B62K 11/04;
B62K 11/10; B62K 17/00; B62K 19/00;
B62K 2202/00

See application file for complete search history.

(56) **References Cited**

U.S. PATENT DOCUMENTS

D519,884 S * 5/2006 Heinrich D12/110
D566,010 S * 4/2008 Hohdorf D12/110
D582,316 S * 12/2008 Stenegard D12/110
D591,205 S * 4/2009 Heinrich D12/110
D597,449 S * 8/2009 Nagao D12/110
D601,458 S * 10/2009 Nagao D12/110
D605,089 S * 12/2009 Tanaka D12/110

D636,708 S * 4/2011 Katagiri D12/110
D638,756 S * 5/2011 Kouchi D12/110
D651,138 S * 12/2011 Lai D12/110
D652,769 S * 1/2012 Kudo D12/110
D669,821 S * 10/2012 Nishihara D12/110
D688,983 S * 9/2013 Shibuta D12/110
D689,406 S * 9/2013 Yasuhara D12/110
D695,153 S * 12/2013 Buckan D12/110
D695,154 S * 12/2013 Buckan D12/110
8,827,024 B1 * 9/2014 Sumi B62K 25/02
180/227
D723,429 S * 3/2015 Hohdorf D12/110
D735,085 S * 7/2015 Buckan D12/110
D736,677 S * 8/2015 Iimura D12/110
D805,439 S * 12/2017 Hohdorf D12/110

(Continued)

Primary Examiner — Darlington Ly

(74) *Attorney, Agent, or Firm* — Birch, Stewart, Kolasch
& Birch, LLP

(57) **CLAIM**

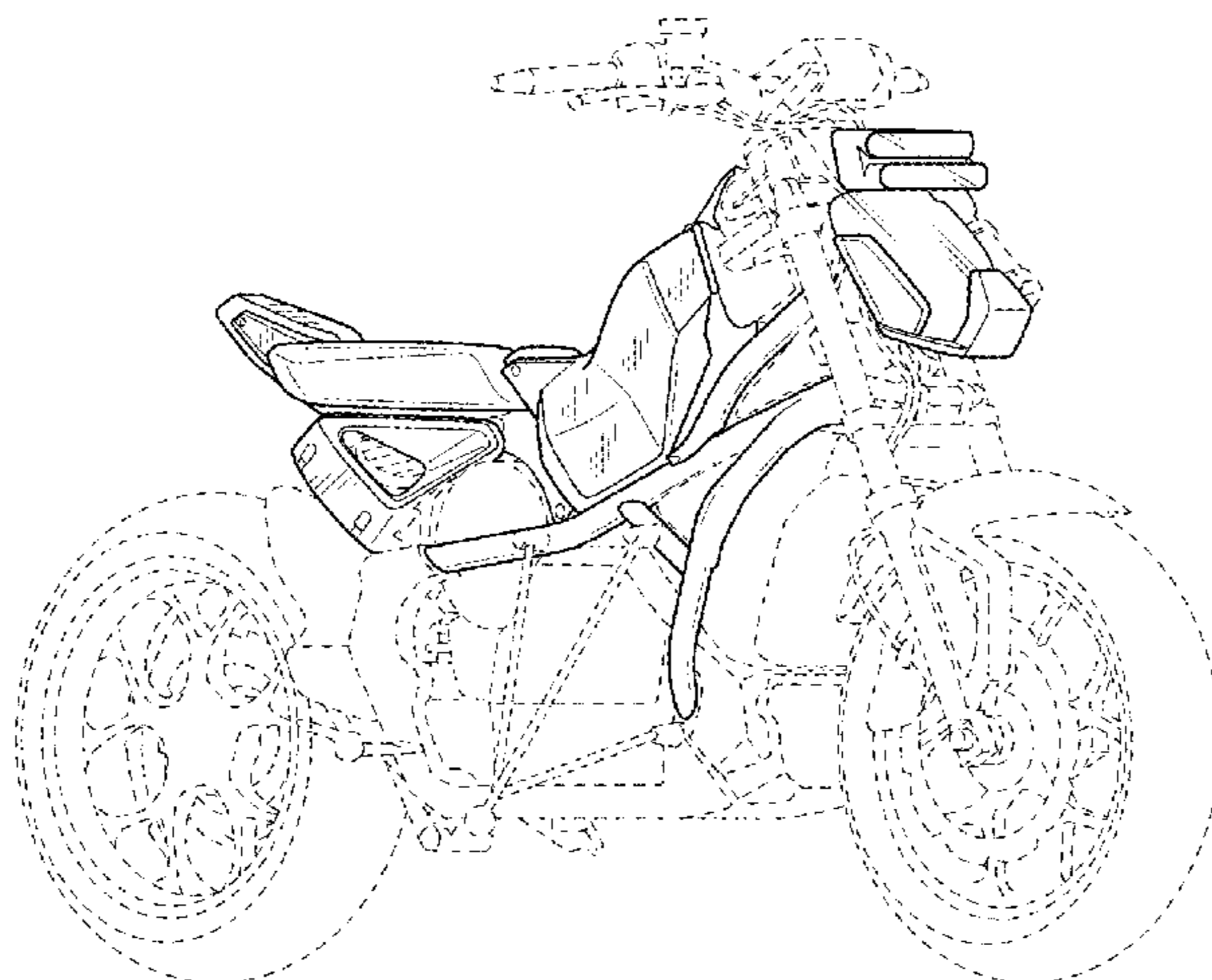
The ornamental design for a motorcycle or motorcycle
replica, as shown and described.

DESCRIPTION

FIG. 1 is a front and left side perspective view of a
motorcycle or motorcycle replica showing our new design;
FIG. 2 is a rear and left side perspective view thereof;
FIG. 3 is a front and right side perspective view thereof;
FIG. 4 is a rear and right side perspective view thereof;
FIG. 5 is a left side elevation view thereof;
FIG. 6 is a right side elevation view thereof;
FIG. 7 is a front elevation view thereof;
FIG. 8 is a rear elevation view thereof;
FIG. 9 is a top plan view thereof; and,
FIG. 10 is a bottom plan view thereof.

The broken lines shown in the drawings illustrate portions of
the motorcycle or motorcycle replica that form no part of the
claimed design.

1 Claim, 10 Drawing Sheets



(56)

References Cited

U.S. PATENT DOCUMENTS

2012/0318598 A1* 12/2012 Fujiyama B60K 5/12
180/219
2015/0101875 A1* 4/2015 Inayama B60K 13/02
180/225

* cited by examiner

FIG. 1




FIG. 2




FIG. 3




FIG. 4




FIG. 5

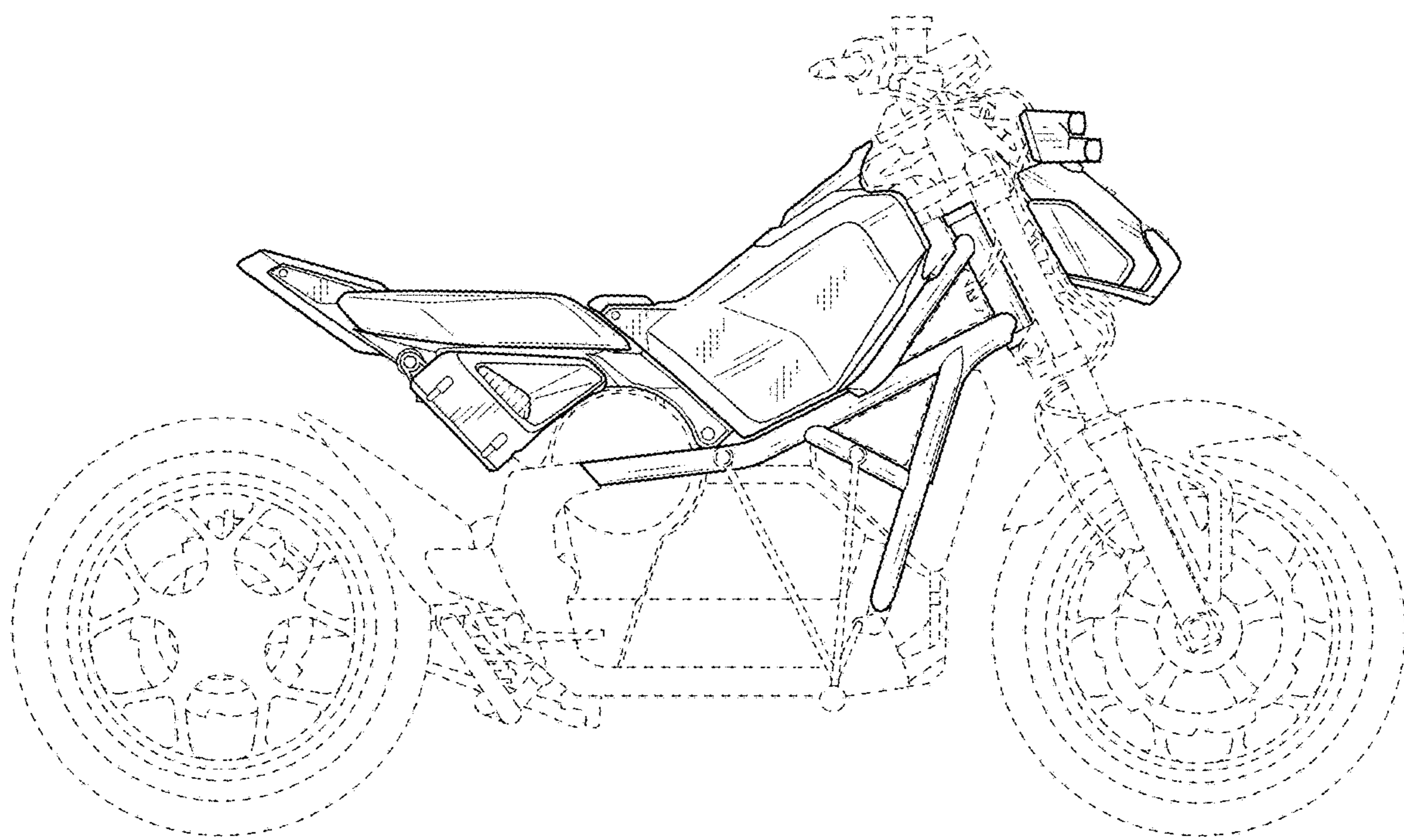


FIG. 6




FIG. 7

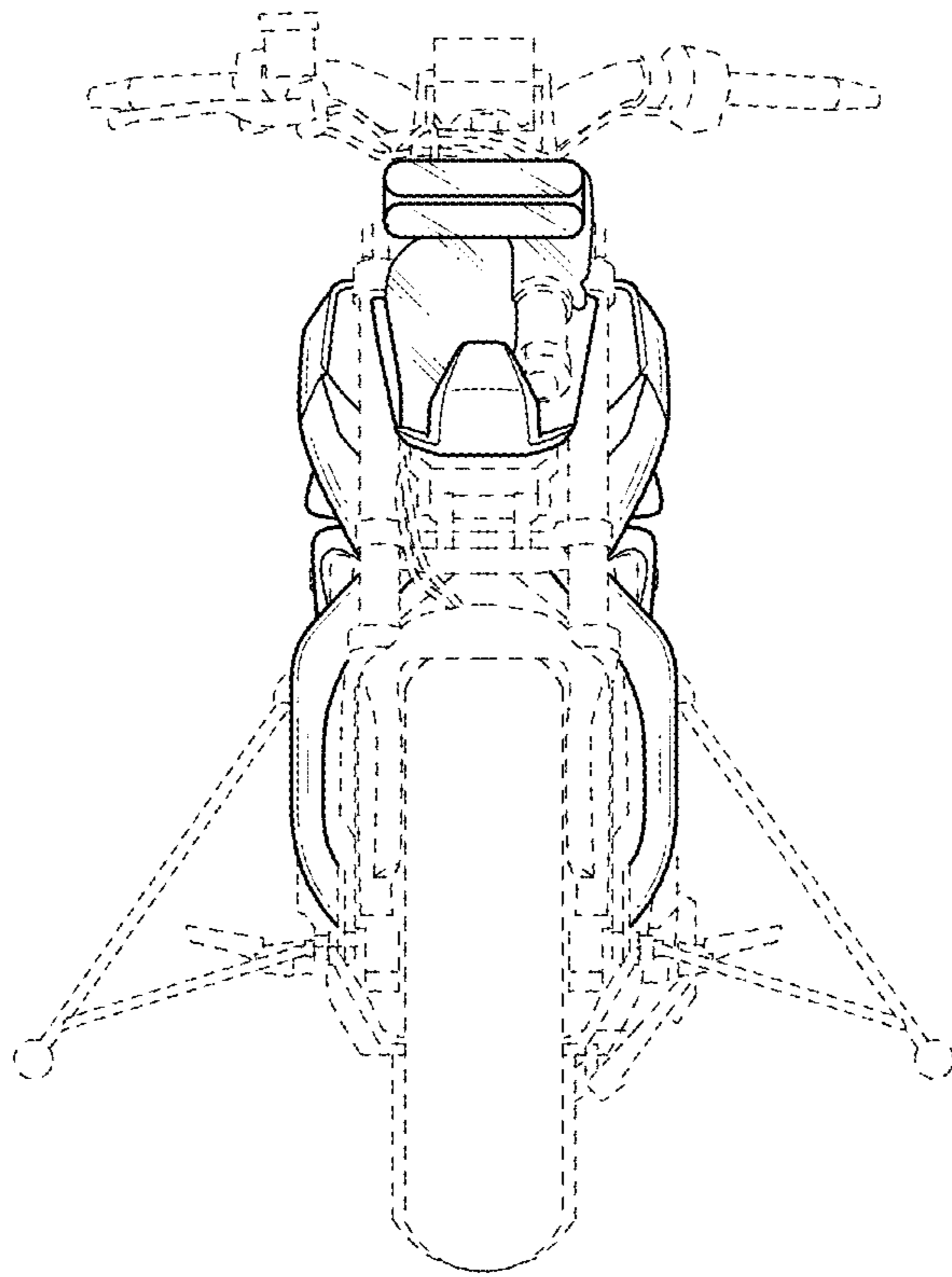


FIG. 8

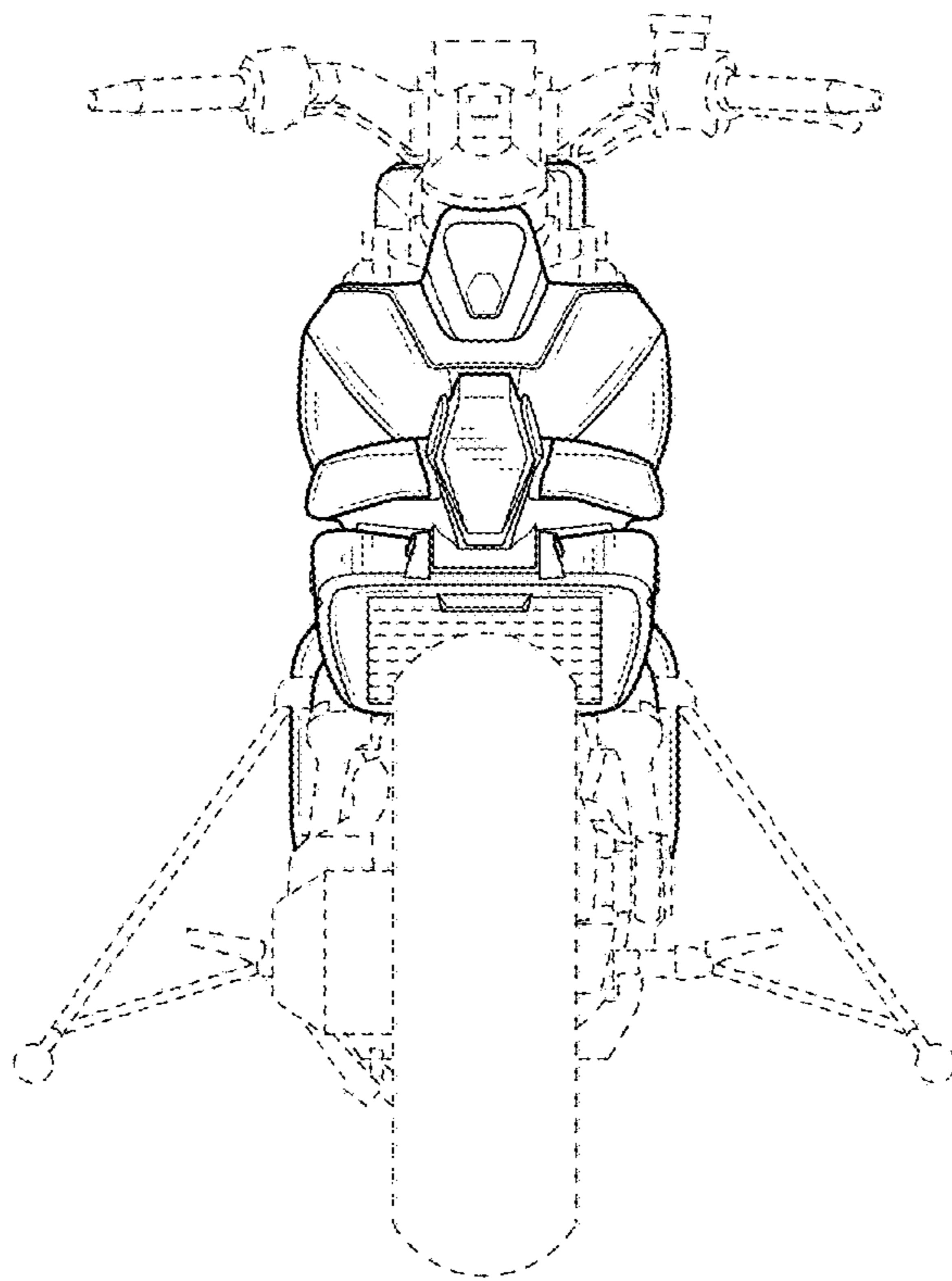


FIG. 9

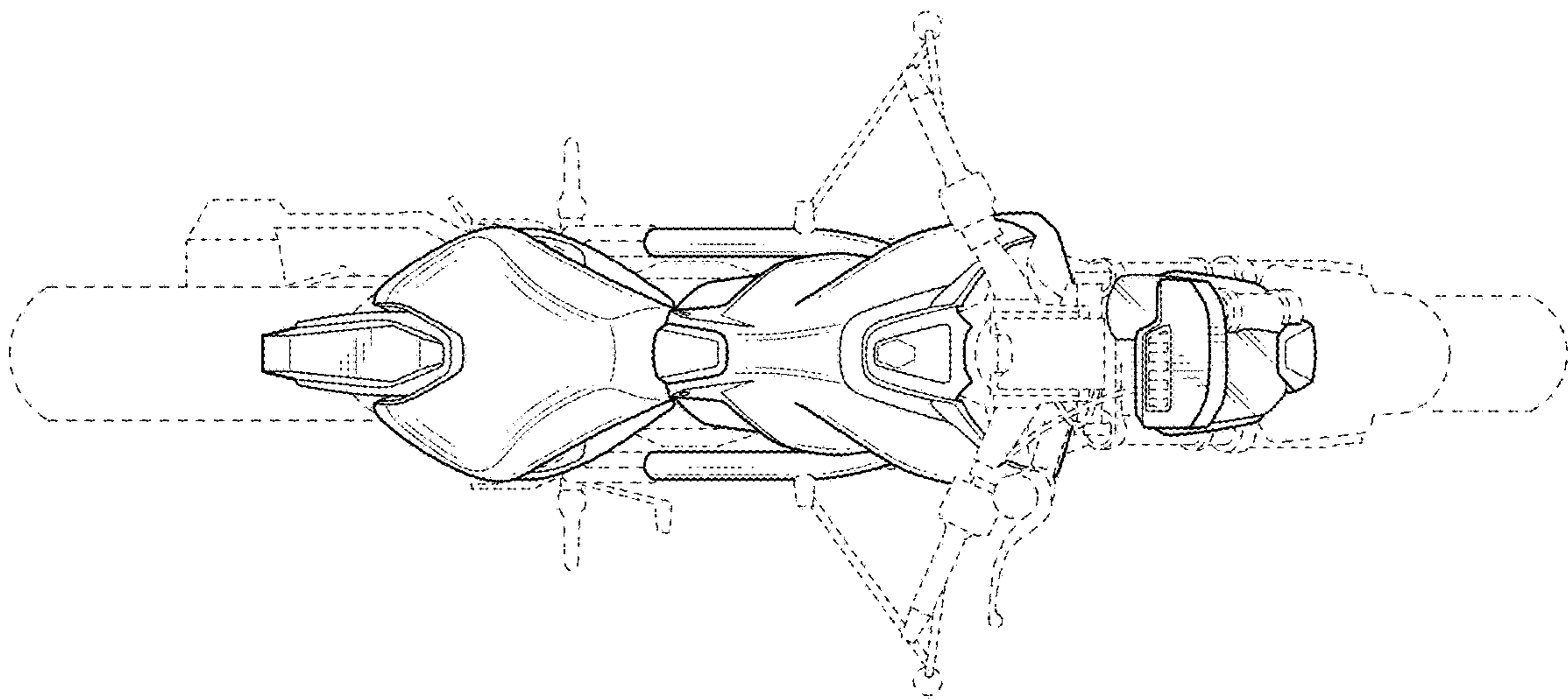


FIG. 10

