



US00D859216S

(12) **United States Design Patent** (10) **Patent No.:** **US D859,216 S**
Badstuebner et al. (45) **Date of Patent:** **** Sep. 10, 2019**

(54) **VEHICLE, TOY, AND/OR REPLICAS THEREOF**

(71) Applicant: **Daimler AG**, Stuttgart (DE)

(72) Inventors: **Achim-Dietrich Badstuebner**, Munich (DE); **Marco Cartarius**, Weil im Schoenbuch (DE); **Mark Fetherston**, Stuttgart (DE); **Robert Lesnik**, Leonberg (DE); **Andreas Rommel**, Sindelfingen (DE); **Slavche Tanevski**, Munich (DE); **Gorden Wagener**, Gaeufelden (DE)

(73) Assignee: **Daimler AG**, Stuttgart (DE)

(**) Term: **15 Years**

(21) Appl. No.: **29/650,817**

(22) Filed: **Jun. 11, 2018**

(30) **Foreign Application Priority Data**

Dec. 12, 2017 (EM) 004544393-0001

(51) **LOC (12) Cl.** **12-08**

(52) **U.S. Cl.**
USPC **D12/92**

(58) **Field of Classification Search**
USPC D12/86, 90-92; D21/424, 433, 434, 533;
296/181.1-181.5, 183.1
CPC B62D 25/00; B62D 25/06; B62D 33/00;
B62D 35/00
See application file for complete search history.

(56) **References Cited**

U.S. PATENT DOCUMENTS

D580,826 S * 11/2008 Rhoades D12/92
D634,677 S * 3/2011 Futschik D12/164
D634,678 S * 3/2011 Futschik D12/164

D635,059 S * 3/2011 Futschik D12/92
D671,041 S * 11/2012 Frei D12/164
D680,031 S * 4/2013 Fetherston D12/92
D688,162 S * 8/2013 Fetherston D12/92
D699,162 S * 2/2014 Fetherston D12/164
D701,798 S * 4/2014 Futschik D12/164
D703,584 S * 4/2014 Futschik D12/92
D721,299 S * 1/2015 Fetherston D12/92
D730,775 S * 6/2015 Frenzel D12/91
D733,620 S * 7/2015 Fetherston et al.
D734,691 S * 7/2015 Fetherston et al.
D747,671 S * 1/2016 Frei D12/164
D753,550 S * 4/2016 Asal D12/92
D758,250 S * 6/2016 Lesnik D12/92
D761,159 S * 7/2016 Lesnik D12/92
D769,156 S * 10/2016 Lesnik D12/92
D769,774 S * 10/2016 Lesnik D12/92
D775,557 S * 1/2017 Lesnik D12/164
D790,406 S * 6/2017 Futschik D12/92
D790,414 S * 6/2017 Futschik D12/164
D798,770 S * 10/2017 Lesnik D12/92

(Continued)

Primary Examiner — Melody N Brown

(74) *Attorney, Agent, or Firm* — Crowell & Moring LLP

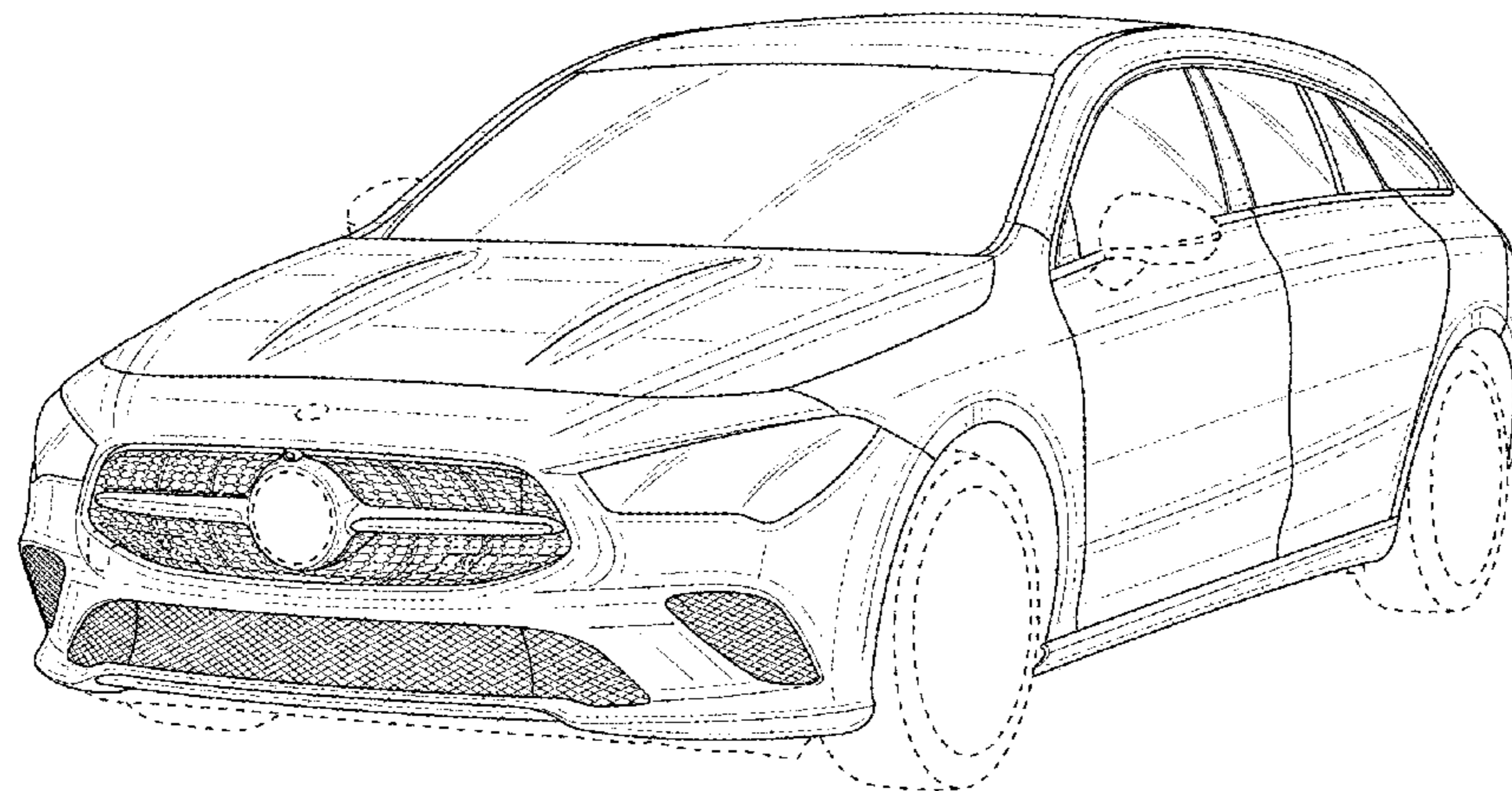
(57) **CLAIM**

The ornamental design for a vehicle, toy, and/or replicas thereof, as shown and described.

DESCRIPTION

FIG. 1 is a left, front perspective view of a vehicle, toy, and/or replicas thereof according to the design;
FIG. 2 is a left, rear perspective view thereof;
FIG. 3 is a front view thereof;
FIG. 4 is a rear view thereof;
FIG. 5 is a right side view thereof;
FIG. 6 is a left side view thereof; and,
FIG. 7 is a top view thereof.
The broken lines in the drawings illustrate environmental subject matter only and form no part of the claimed design.

1 Claim, 7 Drawing Sheets



(56)

References Cited

U.S. PATENT DOCUMENTS

D799,377	S	*	10/2017	Lesnik	D12/92
D799,378	S	*	10/2017	Lee	D12/92
D808,305	S	*	1/2018	Badstuebner	D12/92
D815,989	S	*	4/2018	Badstuebner	D12/92
D815,996	S	*	4/2018	Badstuebner	D12/164
D824,808	S	*	8/2018	Badstuebner	D12/92
D828,244	S	*	9/2018	Frei	D12/164

* cited by examiner

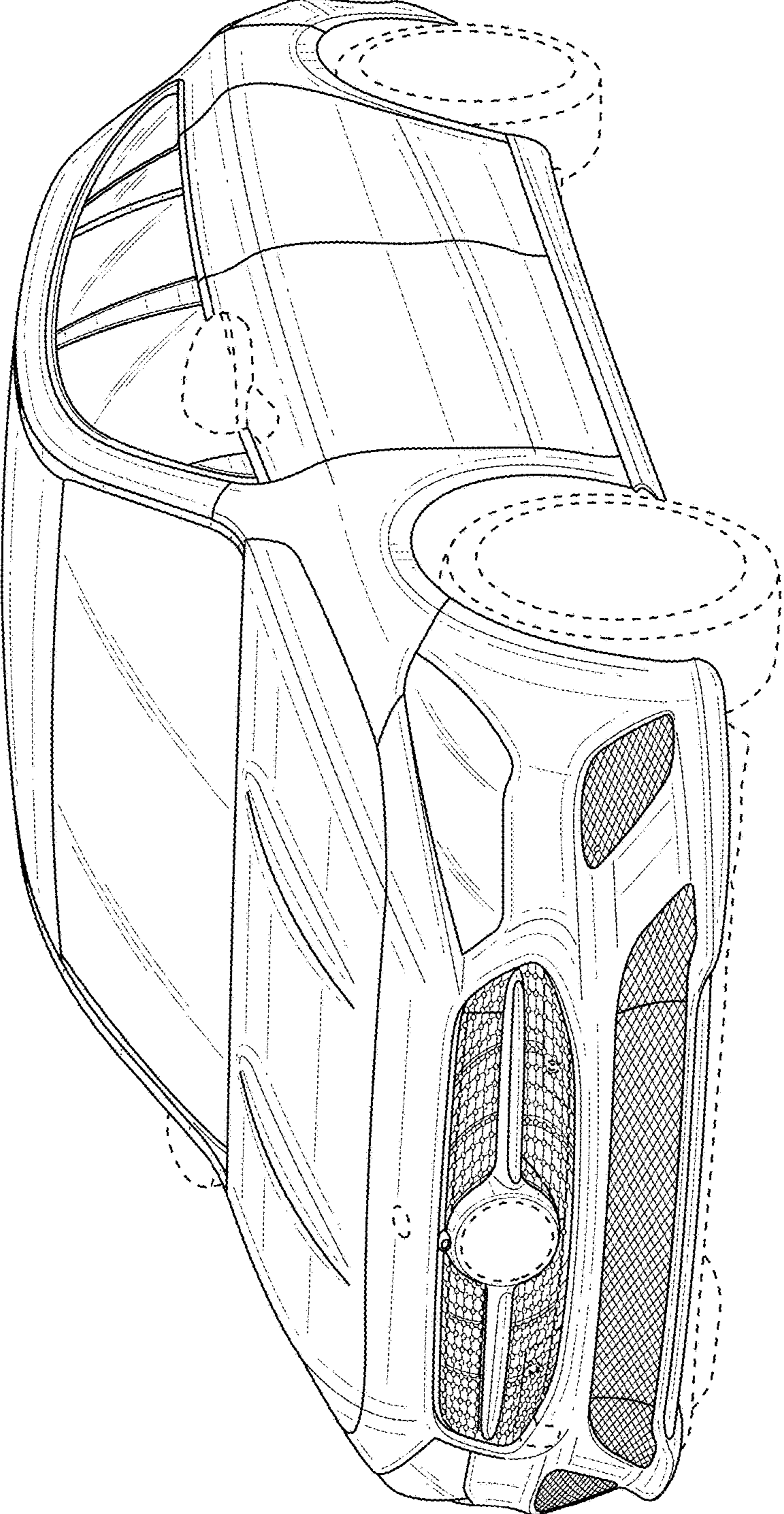


FIG. 1

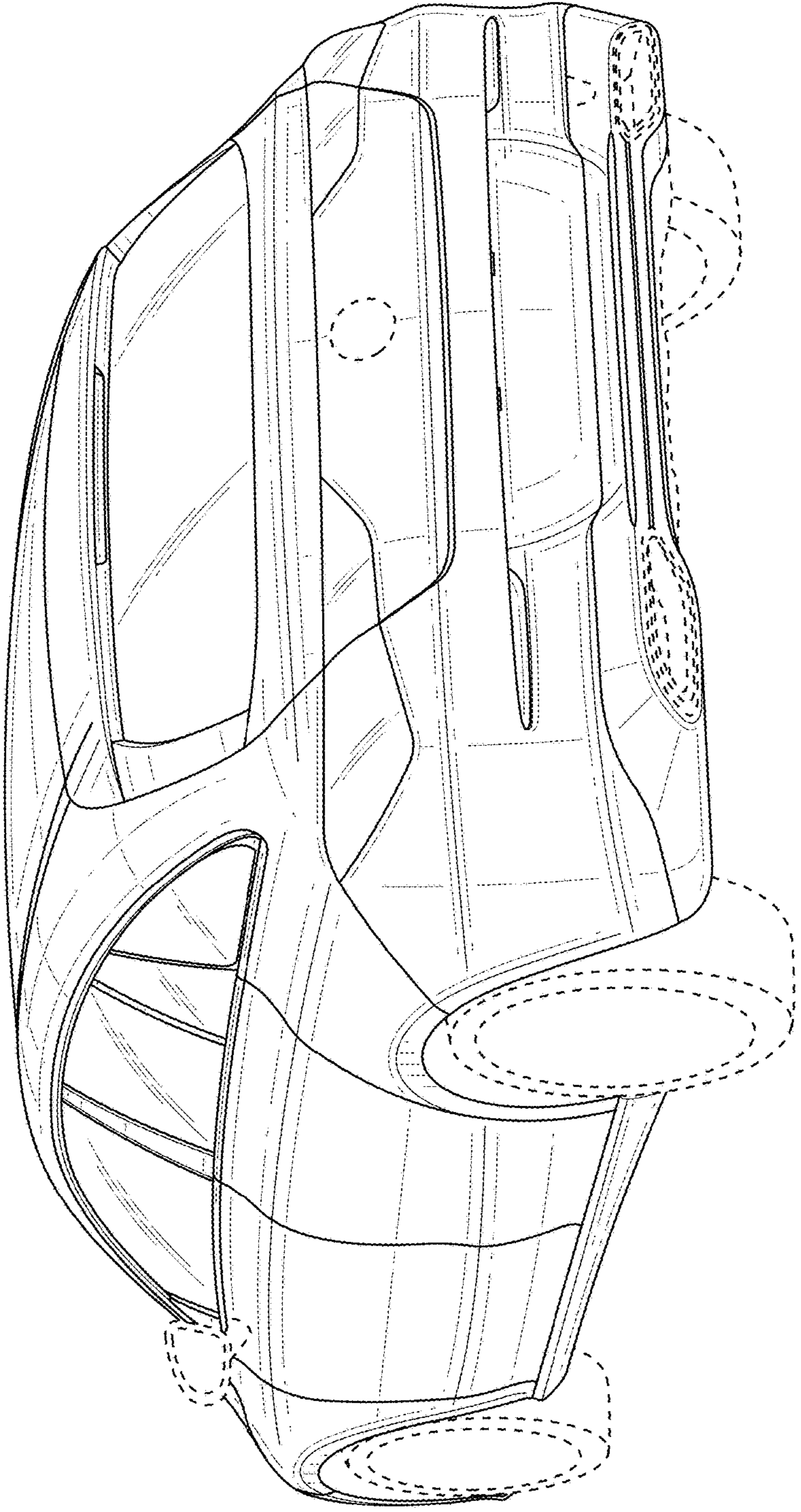


FIG. 2

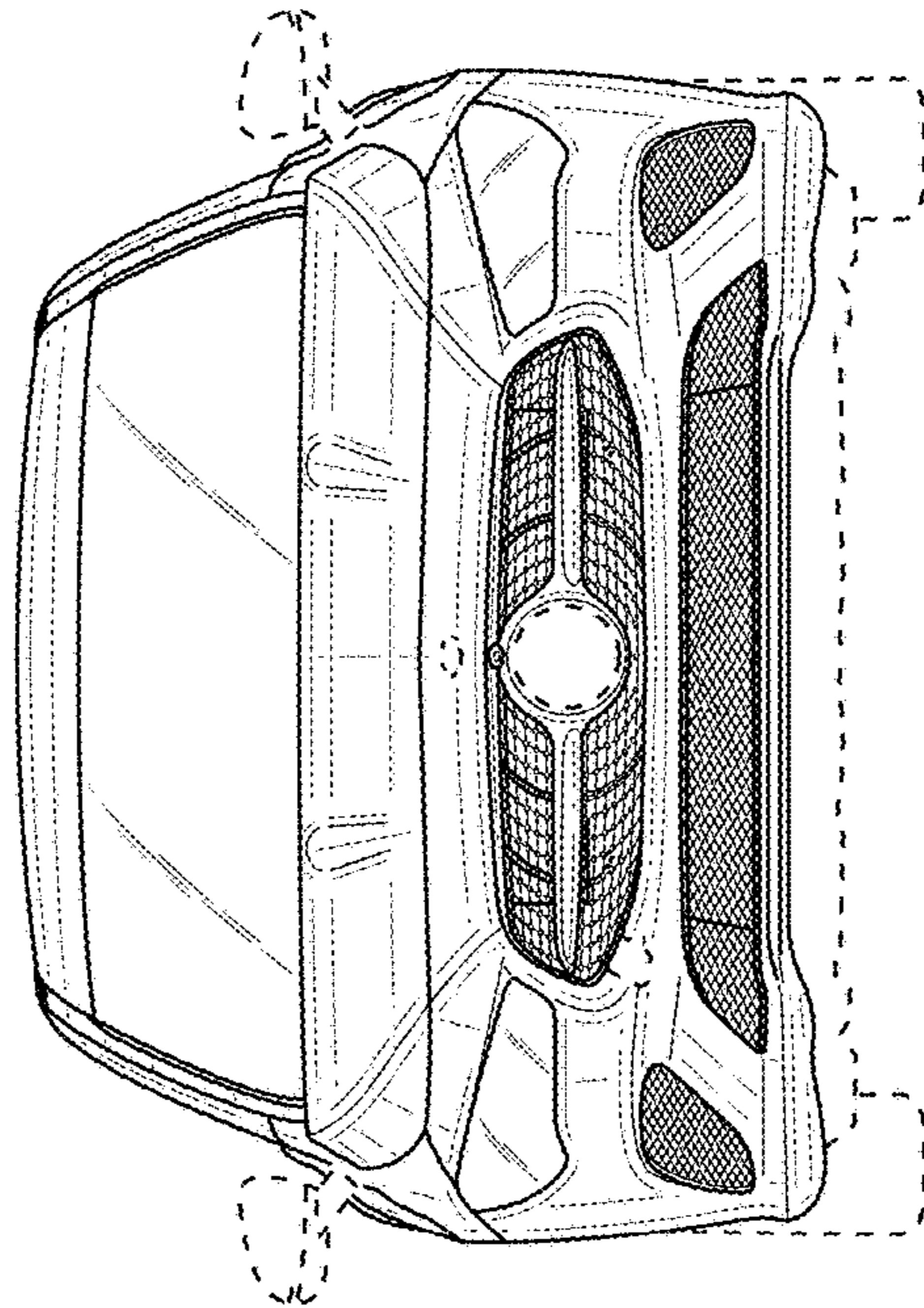


FIG. 3

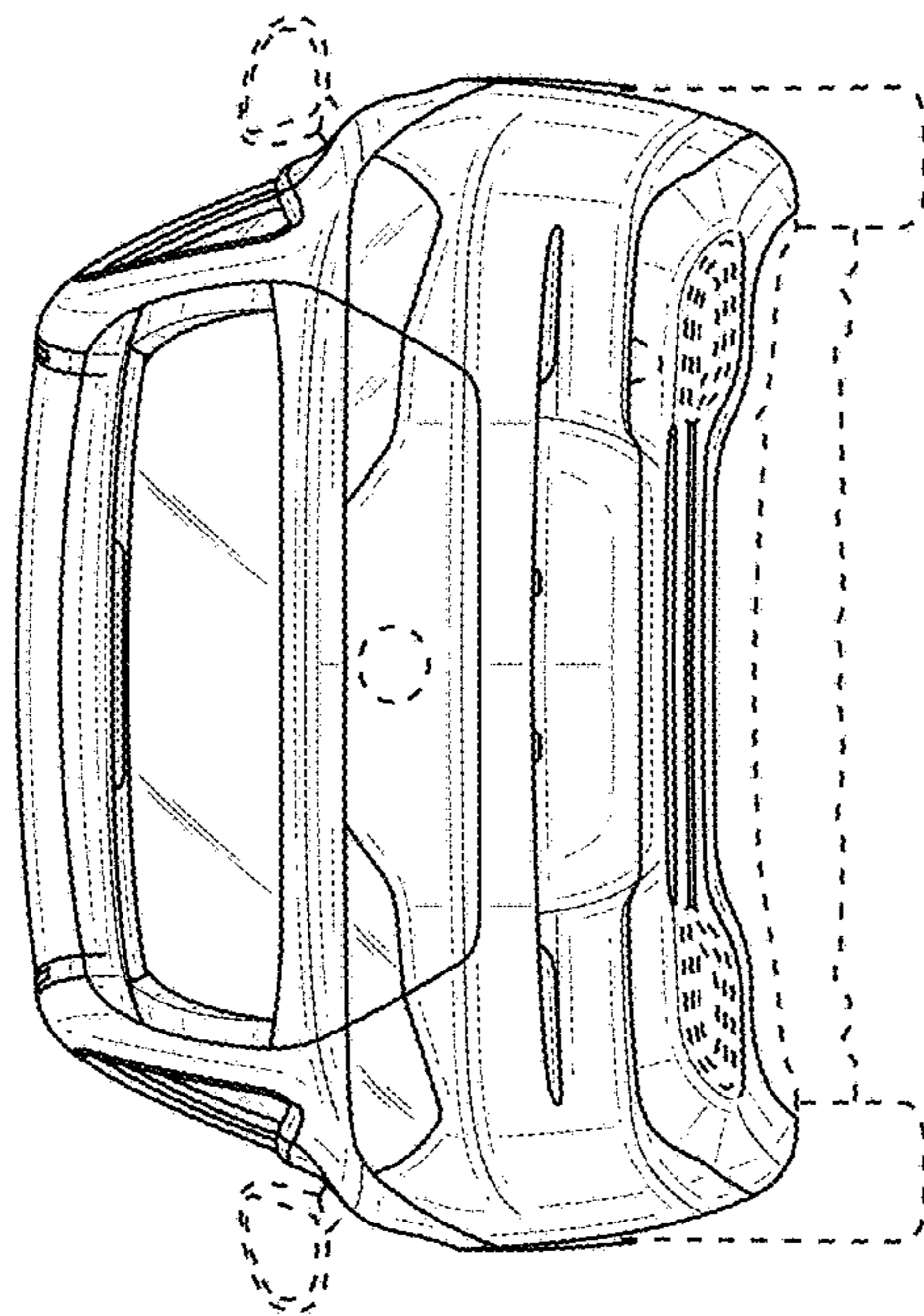


FIG. 4

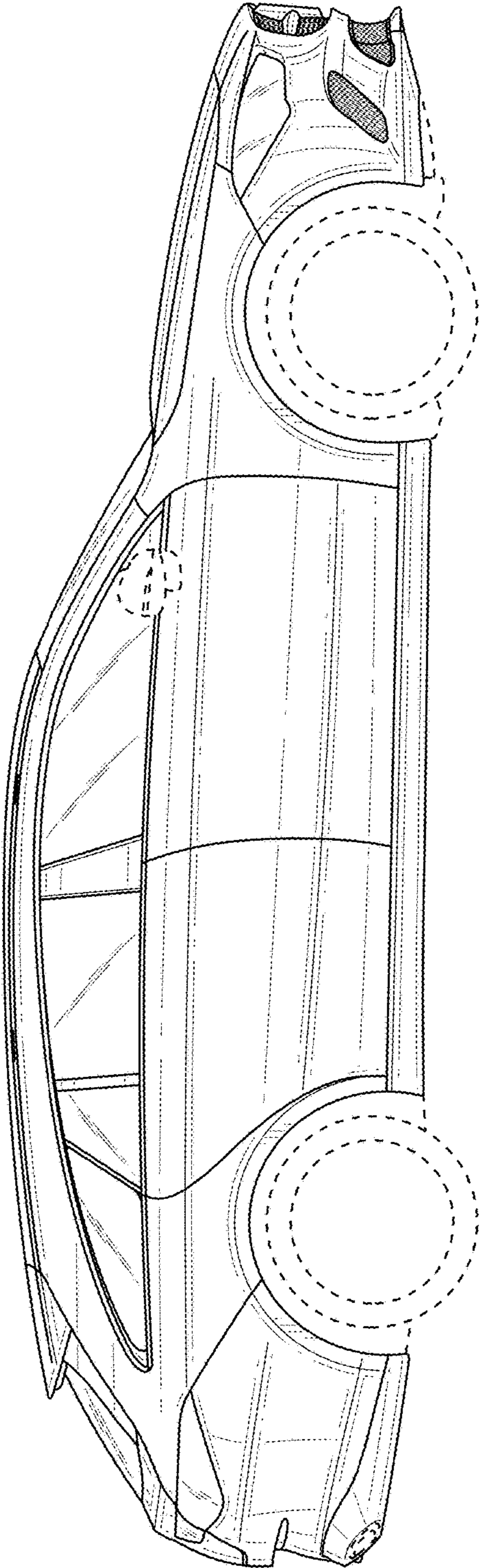


FIG. 5

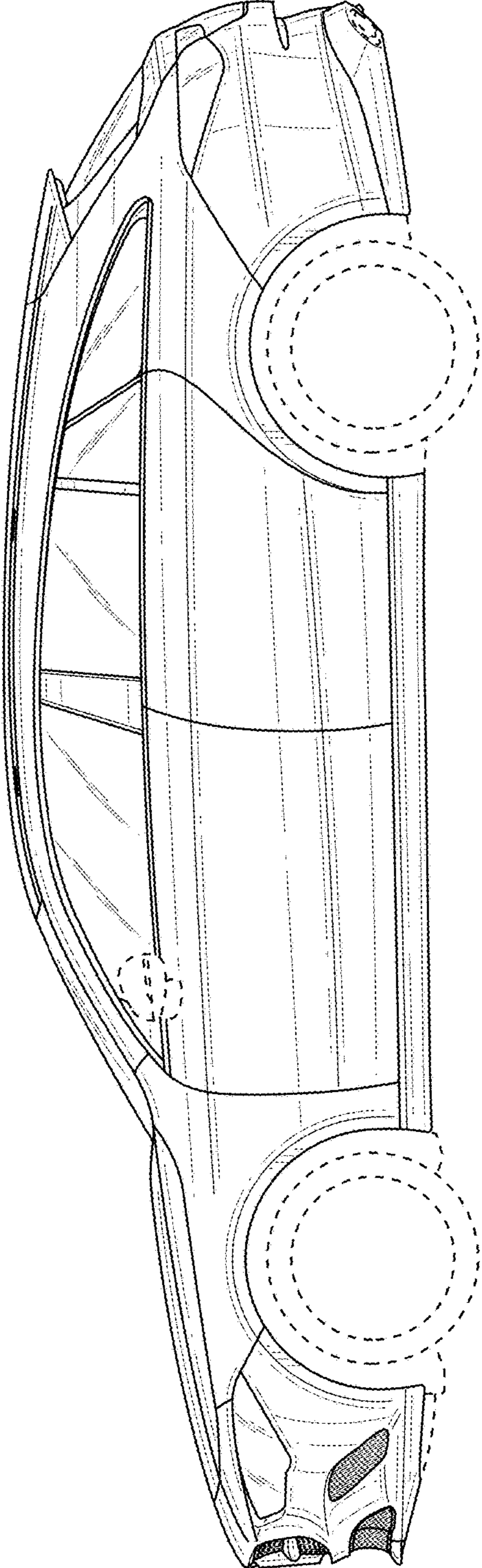


FIG. 6

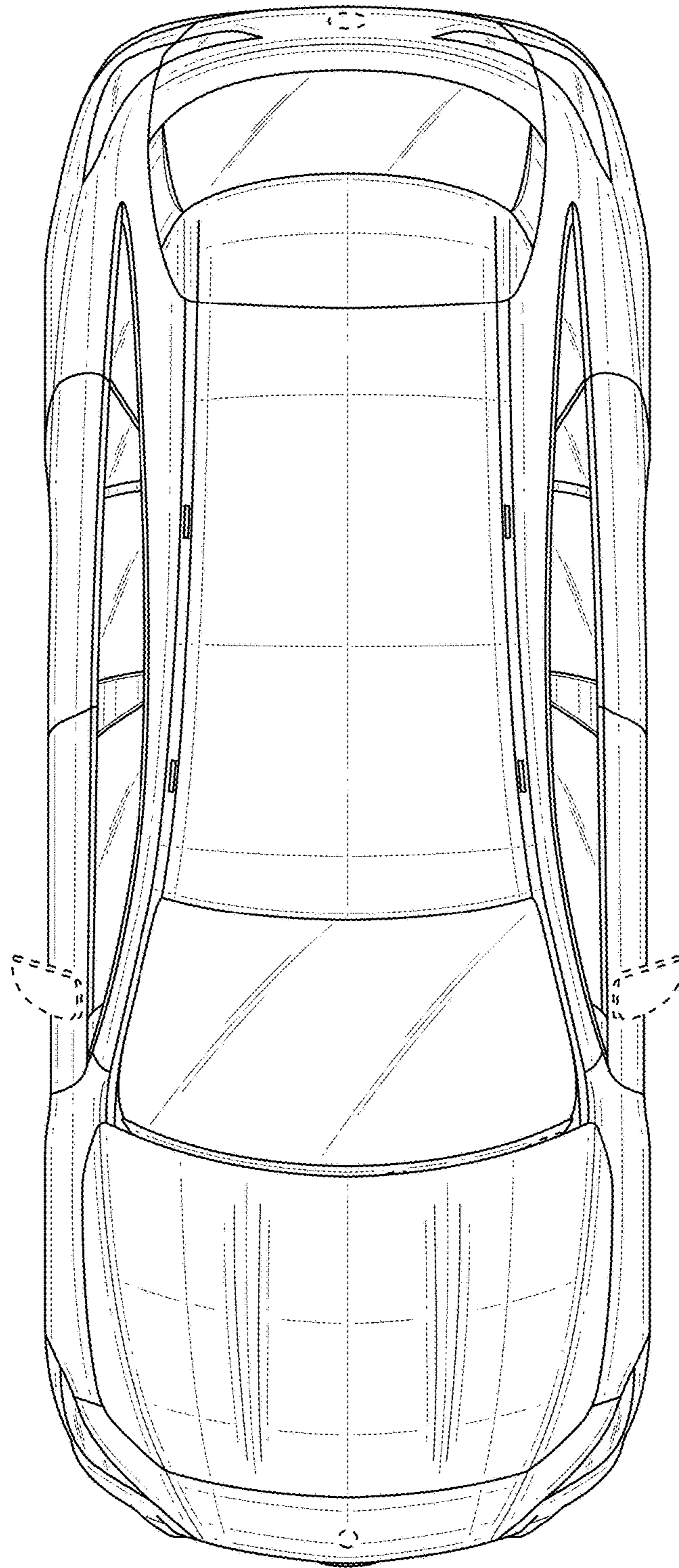


FIG. 7