



US00D859213S

(12) **United States Design Patent**
Bischoff et al.

(10) **Patent No.:** **US D859,213 S**

(45) **Date of Patent:** **** Sep. 10, 2019**

(54) **MOTOR VEHICLE**

(71) Applicant: **VOLKSWAGEN**
AKTIENGESELLSCHAFT,
Wolfsburg (DE)

(72) Inventors: **Klaus Bischoff,** Wolfsburg (DE); **Tilo Klumpp,** Wolfsburg (DE)

(73) Assignee: **VOLKSWAGEN**
AKTIENGESELLSCHAFT,
Wolfsburg (DE)

(**) Term: **15 Years**

(21) Appl. No.: **29/656,456**

(22) Filed: **Jul. 12, 2018**

(30) **Foreign Application Priority Data**

Mar. 13, 2018 (DE) 40 2018 100 271

(51) **LOC (12) Cl.** **12-08**

(52) **U.S. Cl.**
USPC **D12/91**

(58) **Field of Classification Search**
USPC D12/86, 90-92, 88; D21/424, 433, 434,
D21/533; 296/181.1-181.5, 183.1
CPC B62D 25/00; B62D 25/06; B62D 33/00;
B62D 35/00

See application file for complete search history.

(56) **References Cited**

U.S. PATENT DOCUMENTS

D620,394 S * 7/2010 Bischoff D12/91
D620,840 S * 8/2010 Bischoff D12/91
D626,885 S * 11/2010 Bischoff D12/91
D647,821 S * 11/2011 Bischoff D12/91
D647,823 S * 11/2011 Okumoto D12/92

D671,035 S * 11/2012 Bischoff D12/91
D674,319 S * 1/2013 Doyle D12/92
D684,900 S * 6/2013 Doyle D12/92
D690,231 S * 9/2013 Bischoff D12/91
D700,870 S * 3/2014 Jevremovic D12/92
D701,145 S * 3/2014 Bischoff D12/91
D706,171 S * 6/2014 Bischoff D12/91
D712,313 S * 9/2014 Bischoff D12/91
D712,788 S * 9/2014 Bischoff D12/91
D712,789 S * 9/2014 Bischoff D12/91
D714,686 S * 10/2014 Bischoff D12/91
D719,064 S * 12/2014 Bischoff D12/92
D733,033 S * 6/2015 Bischoff D12/91
D791,020 S * 7/2017 Bischoff D12/91
D798,193 S * 9/2017 Potter D12/91
D805,434 S * 12/2017 Bischoff D12/91
D841,519 S * 2/2019 Bischoff D12/91

* cited by examiner

Primary Examiner — Melody N Brown

(74) *Attorney, Agent, or Firm* — Lucas & Mercanti, LLP;
Klaus P. Stoffel

(57) **CLAIM**

The ornamental design for a motor vehicle, as shown and described.

DESCRIPTION

FIG. 1 is a front and right side perspective view of a motor vehicle showing our new design;
FIG. 2 is a rear and right side perspective view thereof;
FIG. 3 is a front and left side perspective view thereof;
FIG. 4 is a rear and left side perspective view thereof;
FIG. 5 is a front view thereof;
FIG. 6 is a rear view thereof;
FIG. 7 is a right side view thereof;
FIG. 8 is a left side view thereof; and,
FIG. 9 is a top view thereof.

1 Claim, 5 Drawing Sheets






Fig. 1



Fig. 2



Fig. 3



Fig. 4



Fig. 5




Fig. 6

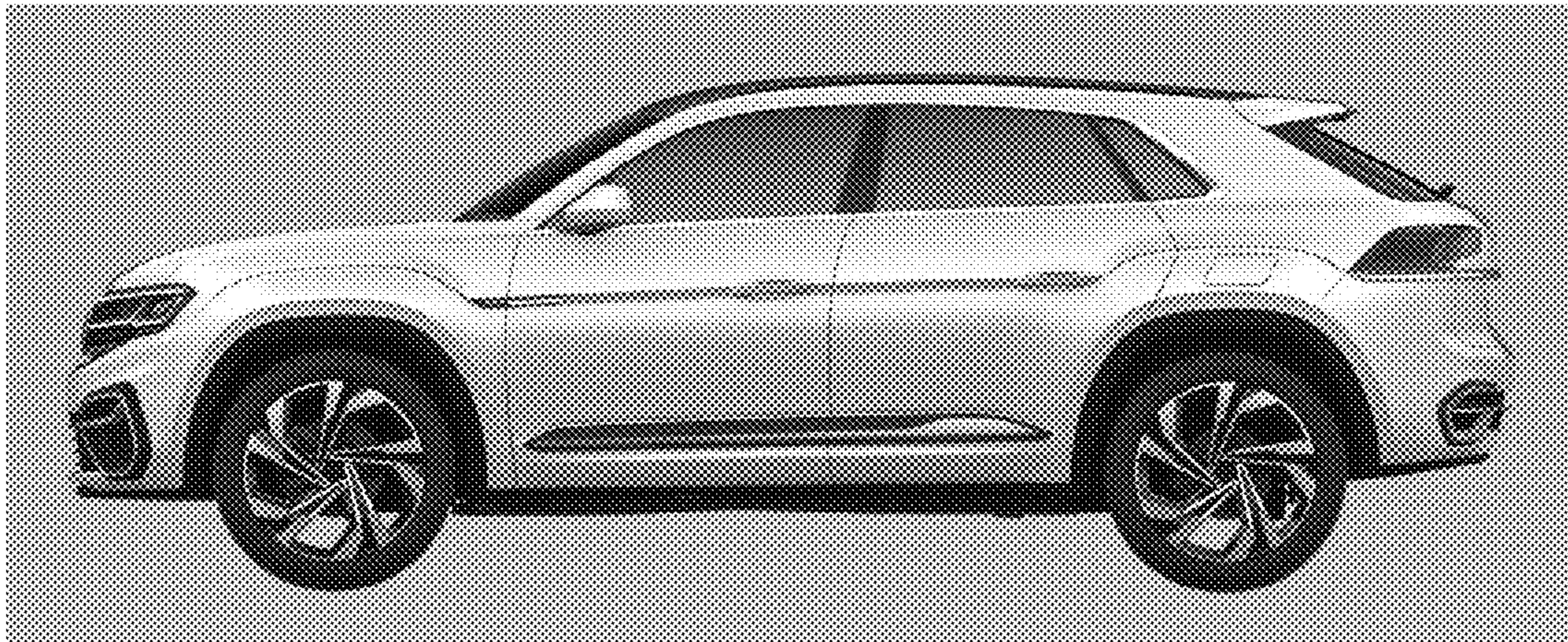


Fig. 7




Fig. 8

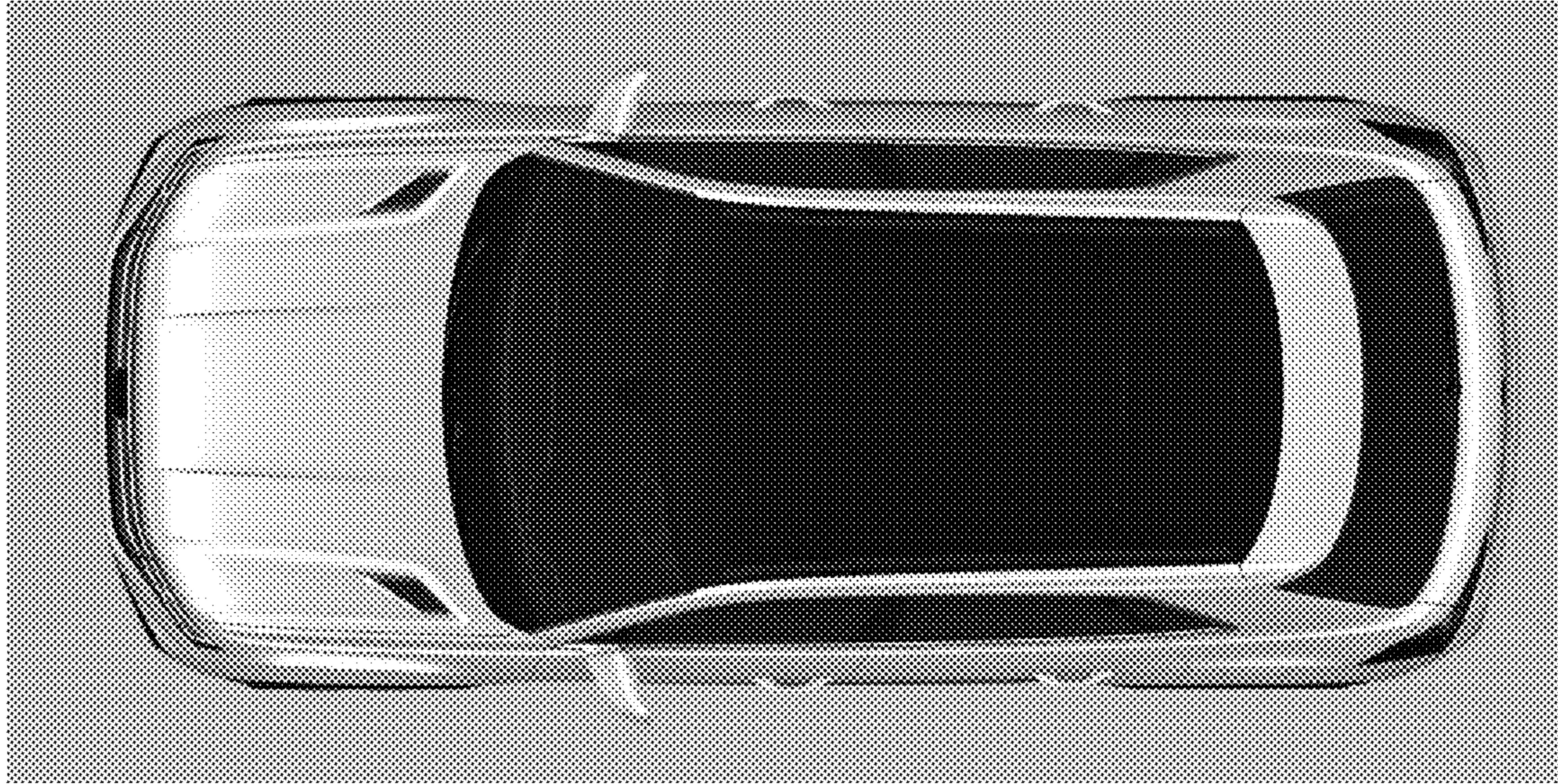


Fig. 9