



US00D859212S

(12) **United States Design Patent** (10) **Patent No.:** **US D859,212 S**  
**Beckles** (45) **Date of Patent:** **\*\* Sep. 10, 2019**

(54) **VEHICLE**  
(71) Applicant: **Jaguar Land Rover Limited**, Whitley, Coventry (GB)  
(72) Inventor: **Earl Beckles**, Coventry (GB)  
(73) Assignee: **Jaguar Land Rover Limited**, Whitley, Coventry (GB)  
(\*\*) Term: **15 Years**

D739,305 S \* 9/2015 Gunnarson ..... D12/91  
D749,996 S \* 2/2016 Henstridge ..... D12/164  
D783,468 S \* 4/2017 Patel ..... D12/164  
D783,469 S \* 4/2017 Patel ..... D12/164  
D783,470 S \* 4/2017 Peat ..... D12/164  
D784,856 S \* 4/2017 Hatton ..... D12/91  
D807,245 S \* 1/2018 Patel ..... D12/164  
D807,246 S \* 1/2018 Peat ..... D12/164  
D807,788 S \* 1/2018 Hatton ..... D12/91  
D811,955 S \* 3/2018 Patel ..... D12/164  
D813,100 S \* 3/2018 Hatton ..... D12/92  
D832,144 S \* 10/2018 Hatton ..... D12/91  
D840,268 S \* 2/2019 Beaven ..... D12/91

\* cited by examiner

(21) Appl. No.: **29/615,573**  
(22) Filed: **Aug. 30, 2017**

*Primary Examiner* — Melody N Brown  
(74) *Attorney, Agent, or Firm* — Wood Herron & Evans LLP

(30) **Foreign Application Priority Data**

Mar. 16, 2017 (EM) ..... 003803014-0001  
Mar. 16, 2017 (EM) ..... 003803014-0002  
Mar. 16, 2017 (EM) ..... 003803014-0003

(57) **CLAIM**

The ornamental design for a vehicle, as shown and described.

(51) **LOC (12) Cl.** ..... **12-08**  
(52) **U.S. Cl.**  
USPC ..... **D12/91**

**DESCRIPTION**

(58) **Field of Classification Search**  
USPC ..... D12/86, 90-92; D21/424, 433, 434;  
296/181.1-181.5, 183.1  
CPC ..... B62D 25/00; B62D 25/06; B62D 33/00;  
B62D 35/00  
See application file for complete search history.

FIG. 1 is a right, front perspective view of a vehicle showing my new design;  
FIG. 2 is a left, front perspective view thereof;  
FIG. 3 is a left, rear perspective view thereof;  
FIG. 4 is a right, rear perspective view thereof;  
FIG. 5 is a front view thereof;  
FIG. 6 is a rear view thereof;  
FIG. 7 is a left side view thereof;  
FIG. 8 is a right side view thereof; and,  
FIG. 9 is a top view thereof.


(56) **References Cited**

**U.S. PATENT DOCUMENTS**

D698,697 S \* 2/2014 Winkelmann ..... D12/91  
D719,878 S \* 12/2014 Webber ..... D12/92  
D725,007 S \* 3/2015 Beaven ..... D12/164  
D731,922 S \* 6/2015 Beaven ..... D12/91

Any elements shown in broken lines form no part of the claimed invention, but are instead included to show environmental aspects thereof.

**1 Claim, 9 Drawing Sheets**



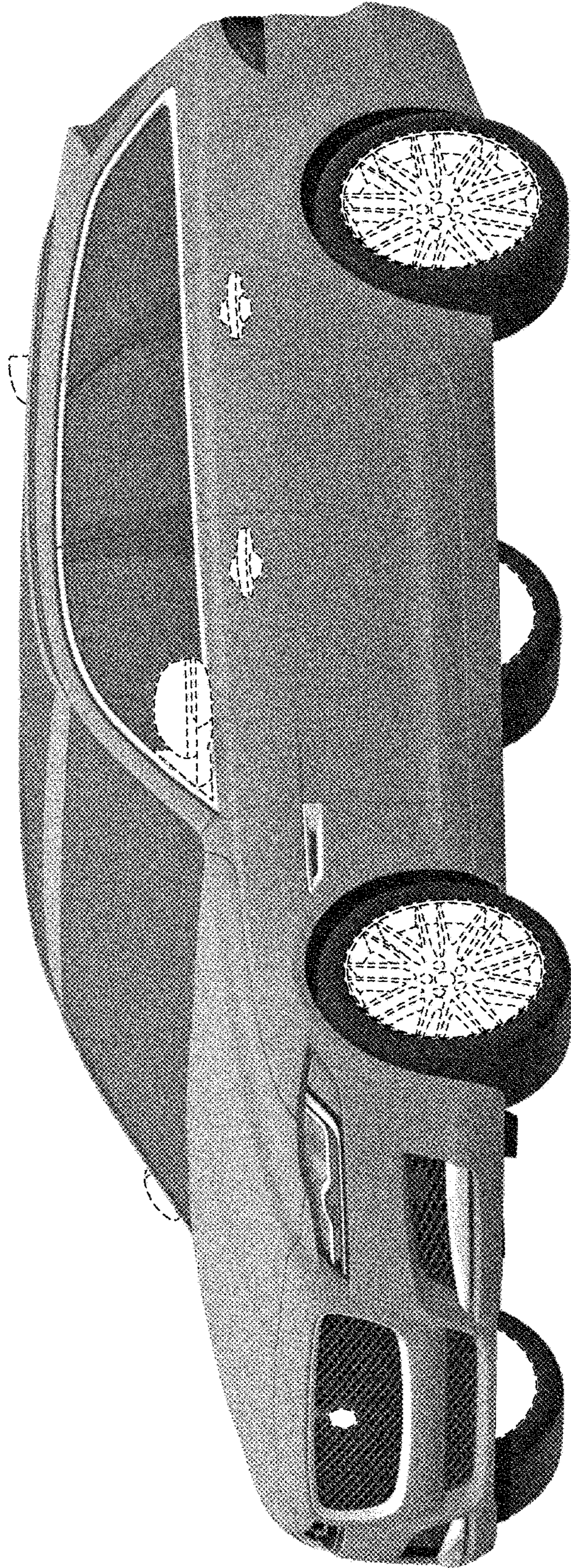


FIG. 1

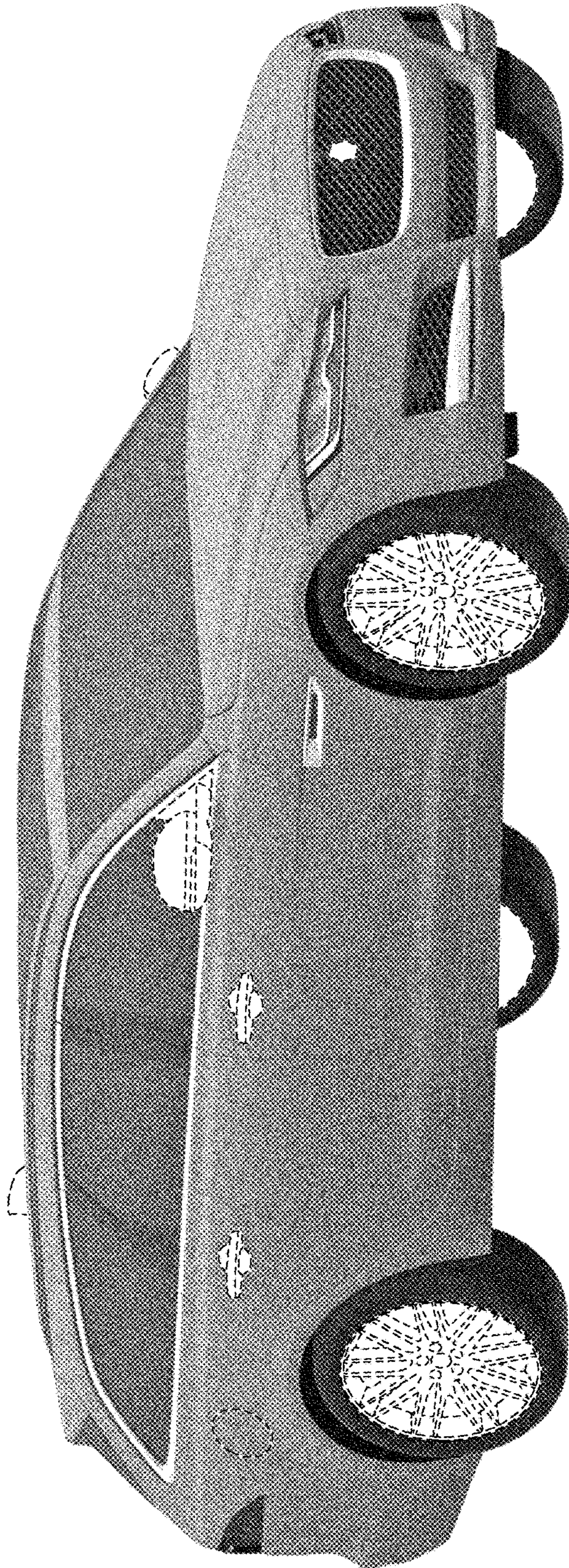


FIG. 2




FIG. 3




FIG. 4



FIG. 5




FIG. 6




FIG. 7






FIG. 8




FIG. 9