



US00D859208S

(12) **United States Design Patent** (10) **Patent No.:** **US D859,208 S**
Ishii (45) **Date of Patent:** **** Sep. 10, 2019**

- (54) **BUCKLE**
- (71) Applicant: **NIFCO INC.**, Yokosuka-shi, Kanagawa (JP)
- (72) Inventor: **Taiyo Ishii**, Yokosuka (JP)
- (73) Assignee: **NIFCO INC.**, Yokosuka-shi, Kanagawa (JP)
- (**) Term: **15 Years**
- (21) Appl. No.: **29/642,803**
- (22) Filed: **Apr. 2, 2018**

| | | | | |
|--------------|---------|-----------------|-------|---------|
| D646,999 S * | 10/2011 | Kawaguchi | | D11/218 |
| D672,280 S * | 12/2012 | Schurian | | D11/218 |
| D703,097 S | 4/2014 | Nanbu et al. | | |
| D703,098 S | 4/2014 | Quan | | |
| D714,185 S | 9/2014 | Kelleghan | | |
| D714,683 S | 10/2014 | McEntyre et al. | | |
| D724,484 S * | 3/2015 | Swan | | D11/218 |
| D731,919 S * | 6/2015 | Kung | | D11/218 |
| D741,148 S * | 10/2015 | Liu | | D11/218 |
| D750,530 S * | 3/2016 | VanHoutin | | D11/218 |
| D752,480 S * | 3/2016 | Chan | | D11/218 |
| D782,364 S | 3/2017 | Nykoluk | | |
| D805,955 S | 12/2017 | Minson | | |

* cited by examiner

Primary Examiner — Zenia I Bennett

(74) *Attorney, Agent, or Firm* — Banner & Witcoff, Ltd.

Related U.S. Application Data

- (62) Division of application No. 35/502,294, filed on Oct. 27, 2016 (U.S. filing date under 35 U.S.C. 384), and having an international filing date of Oct. 27, 2016.
- (51) **LOC (12) Cl.** **02-07**
- (52) **U.S. Cl.**
USPC **D11/218**
- (58) **Field of Classification Search**
USPC D11/1-2, 200-201, 206-210, 214-218;
D2/853, 624
CPC A44B 11/04; A44B 11/06; A44B 11/25;
A44B 11/26
See application file for complete search history.

(57) **CLAIM**

The ornamental design for a buckle, as shown and described.

DESCRIPTION

FIG. 1 is a front perspective view of a buckle showing my new design;
 FIG. 2 is a rear perspective view thereof;
 FIG. 3 is a front view thereof;
 FIG. 4 is a rear view thereof;
 FIG. 5 is a right side view thereof, the left side a mirror image thereof;
 FIG. 6 is a top view thereof; and,
 FIG. 7 is a bottom view thereof.
 The broken line showing represents features of the buckle that form no part of the claimed design. The shading lines shown on the surface of the buckle are used to specify a three dimensional shape of the claimed portion of the buckle.

(56) **References Cited**

U.S. PATENT DOCUMENTS

| | | | | |
|--------------|---------|------------|-------|---------|
| D542,710 S * | 5/2007 | Yoshiguchi | | D11/218 |
| D576,521 S * | 9/2008 | Kolasa | | D11/218 |
| D646,998 S * | 10/2011 | Kawaguchi | | D11/218 |

1 Claim, 7 Drawing Sheets

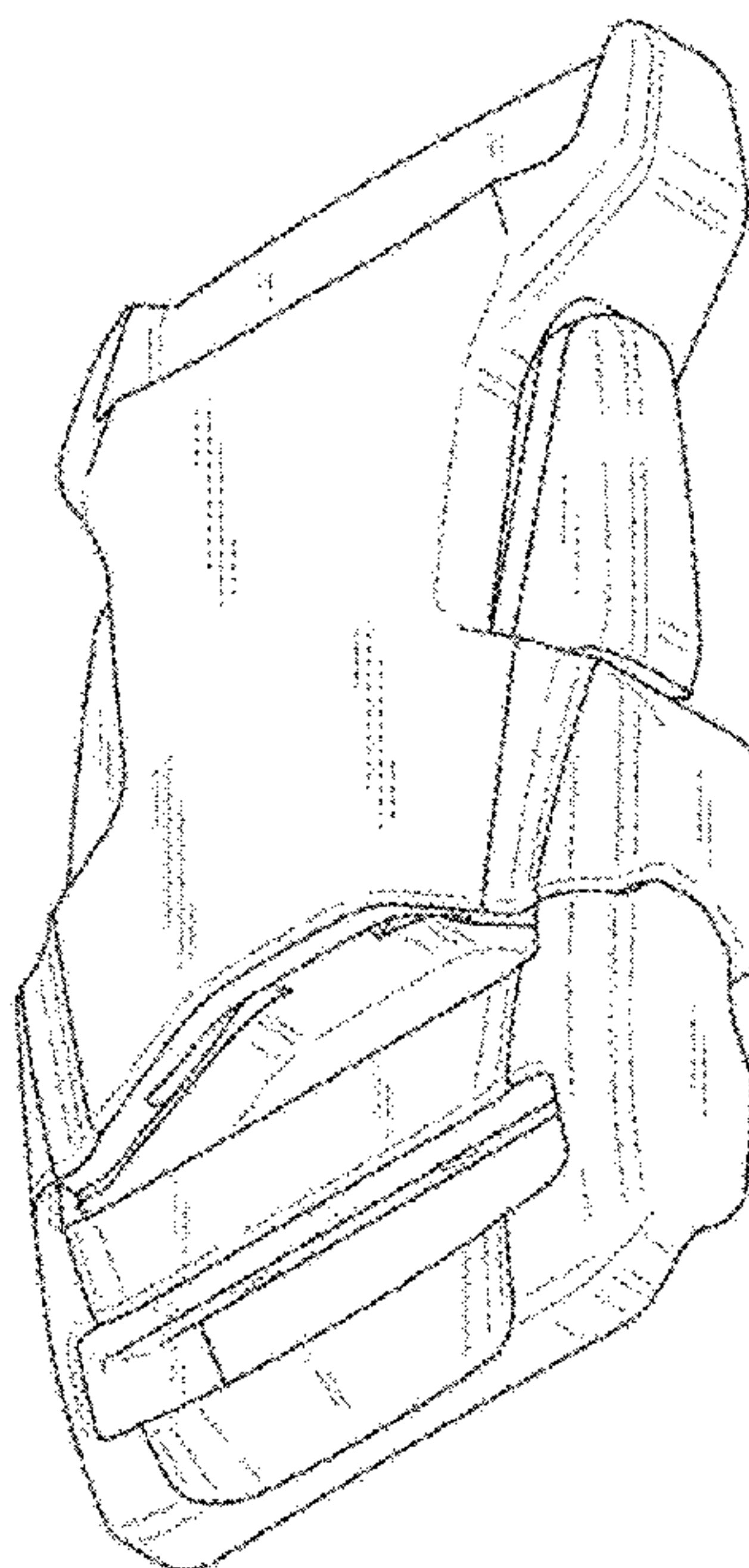




FIG. 1

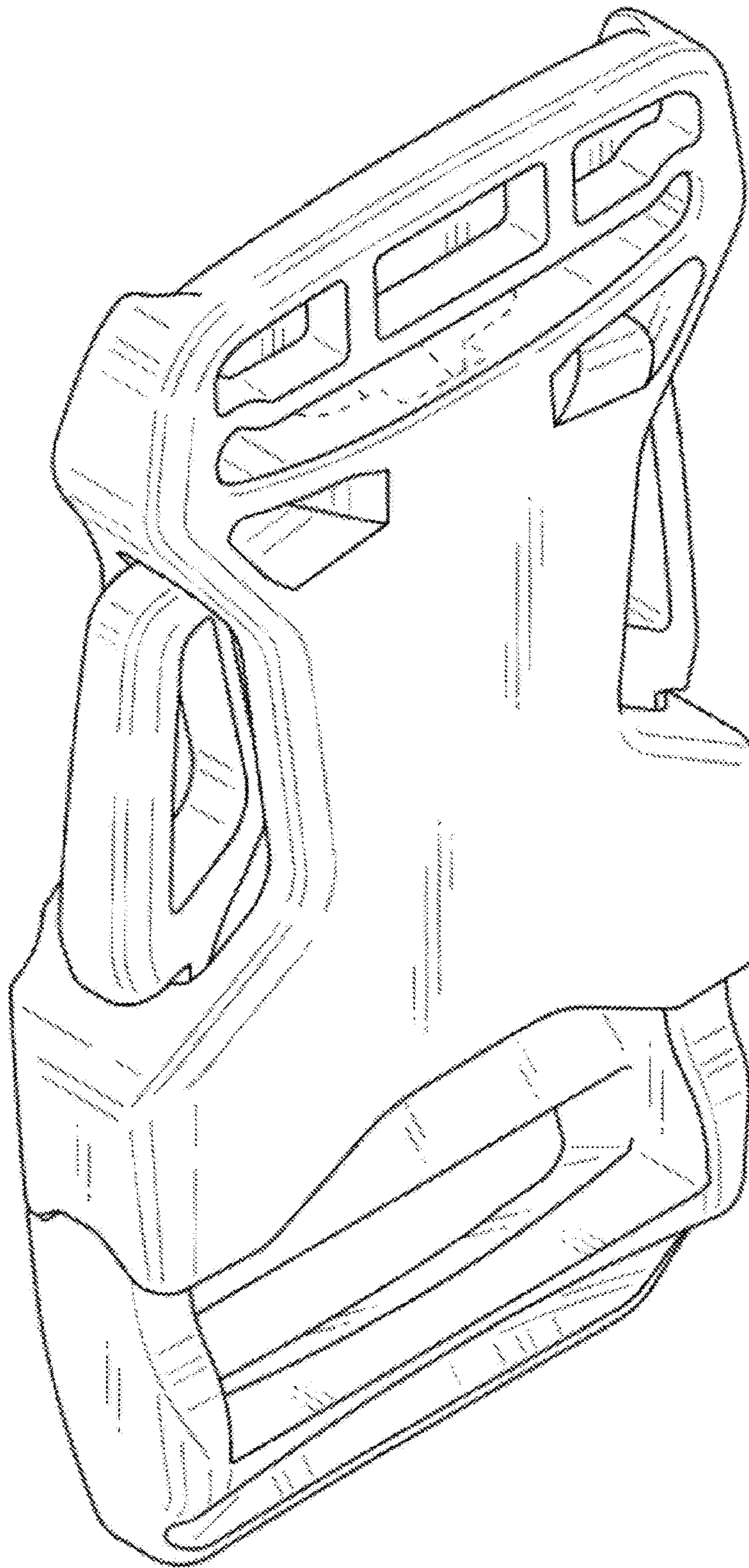


FIG. 2

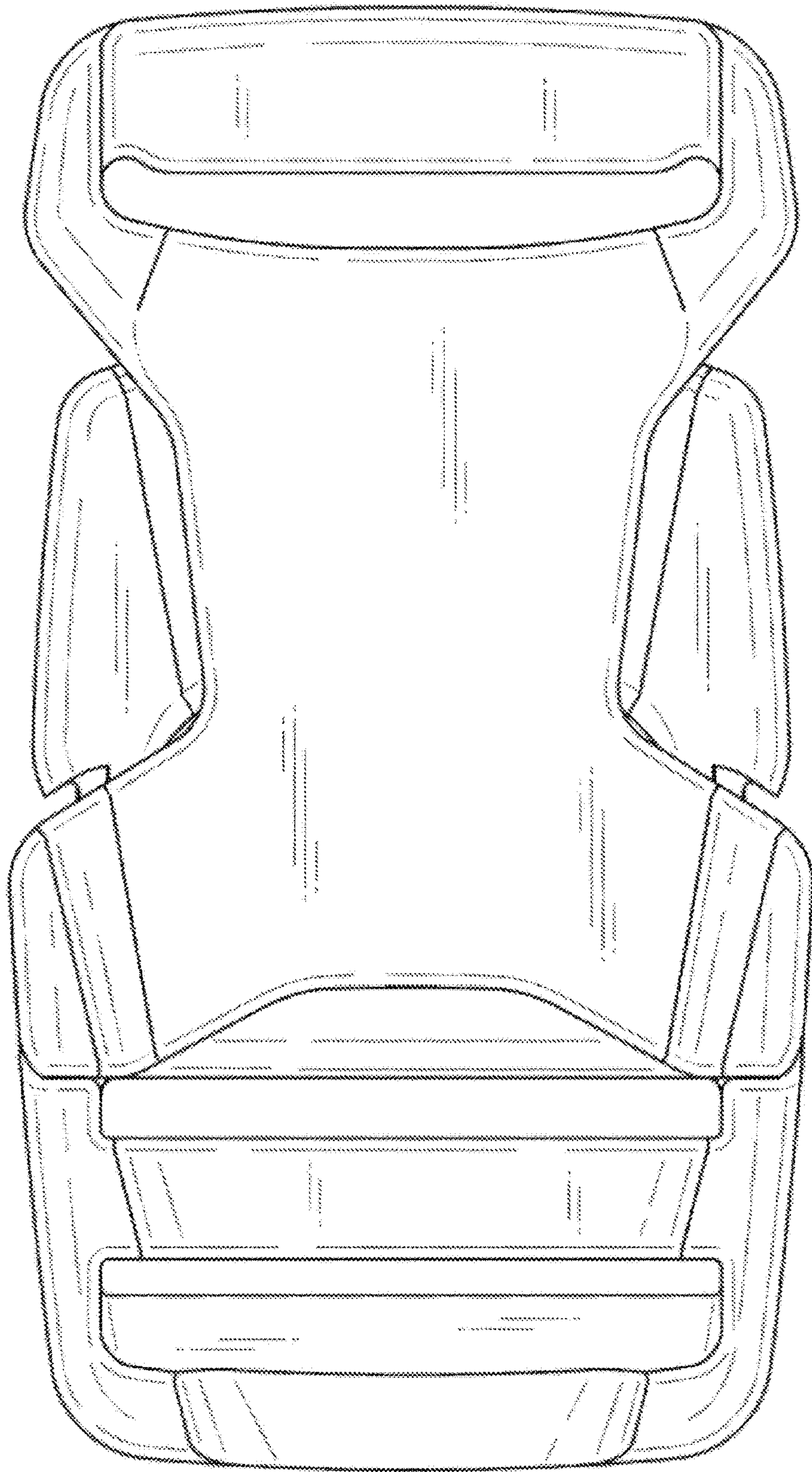


FIG. 3

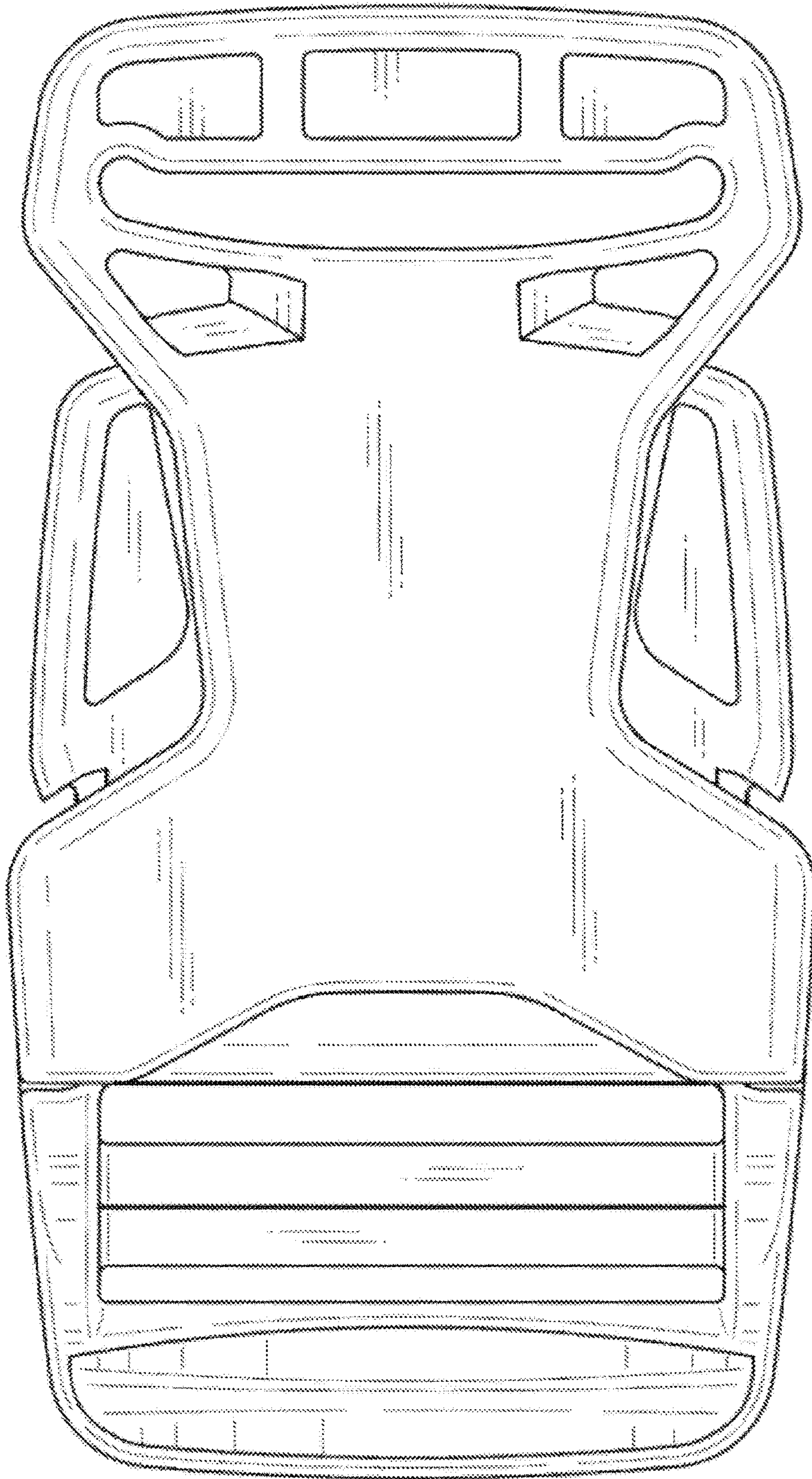


FIG. 4

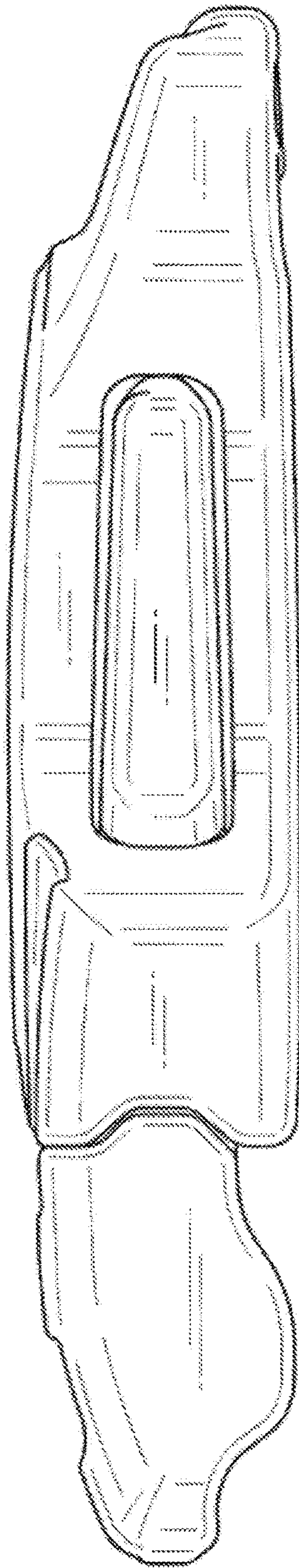


FIG. 5

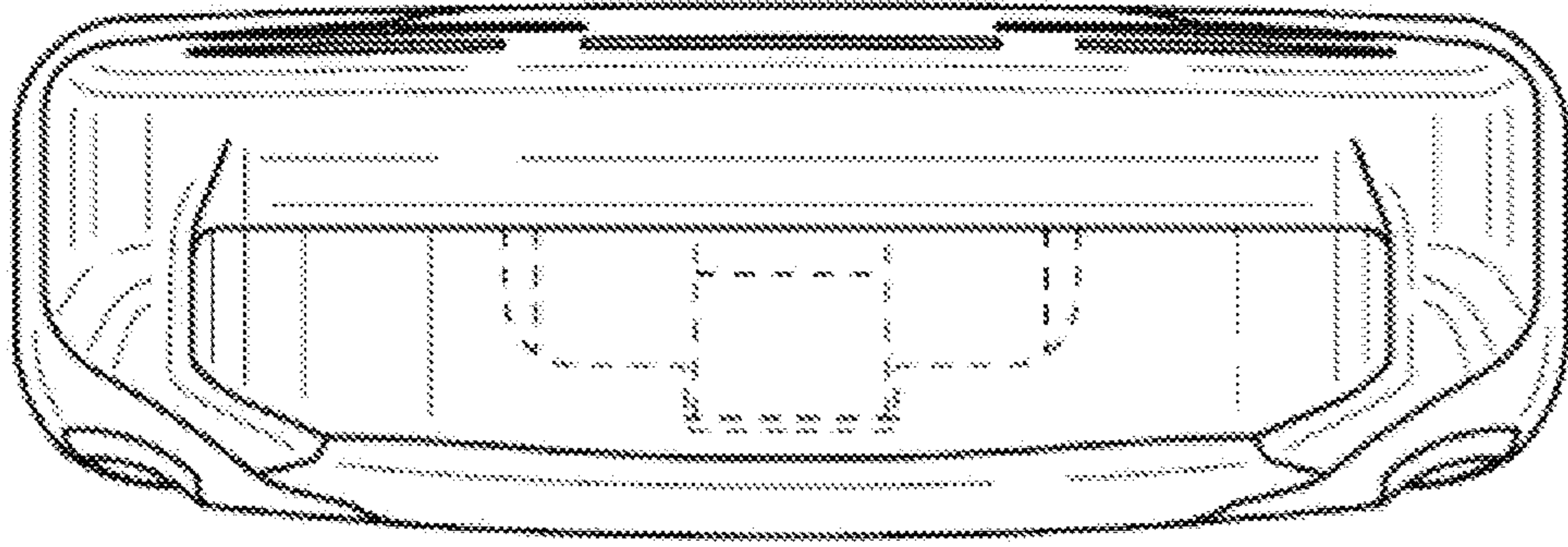


FIG. 6

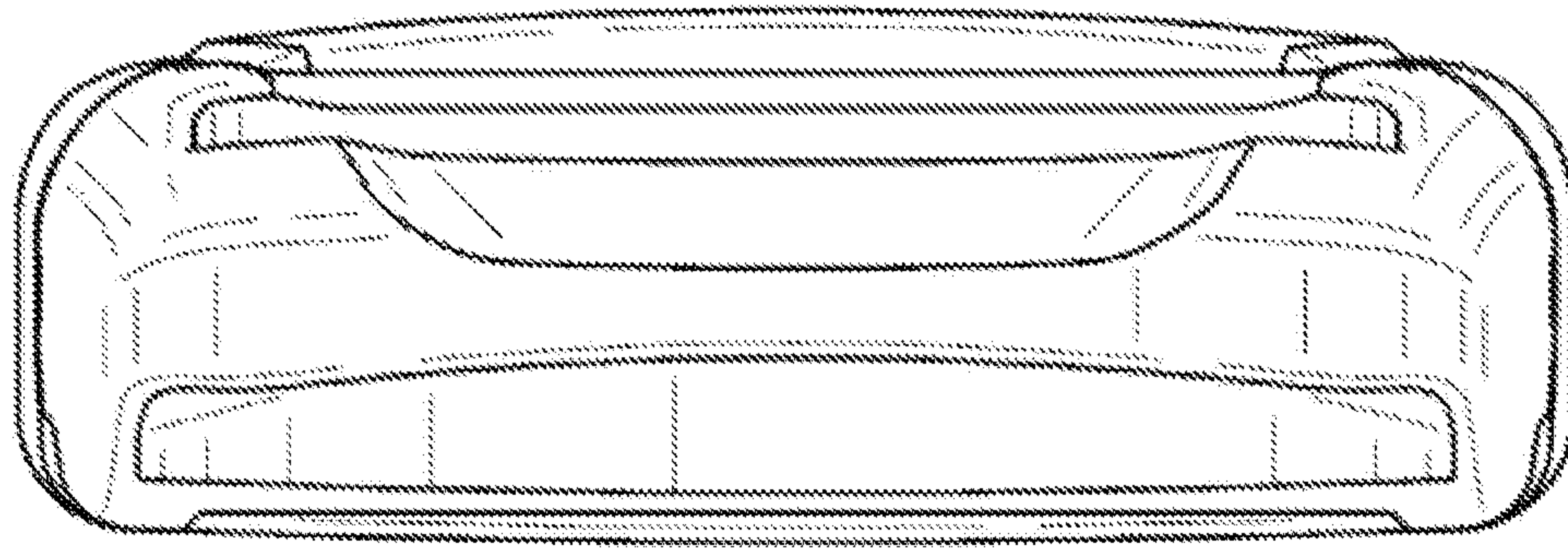


FIG. 7