



US00D859196S

(12) **United States Design Patent** (10) **Patent No.:** **US D859,196 S**
Dougherty et al. (45) **Date of Patent:** **** Sep. 10, 2019**

(54) **SENSOR CASE**

(71) Applicant: **TKL Products Corp.**, Oilville, VA (US)
(72) Inventors: **Thomas P. Dougherty**, Oilville, VA (US); **Thomas D. Dougherty**, Oilville, VA (US); **Kevin R. Watts**, Oilville, VA (US)

(73) Assignee: **TKL Products Corp.**, Oilville, VA (US)

(**) Term: **15 Years**

(21) Appl. No.: **29/591,345**

(22) Filed: **Jan. 19, 2017**

(51) **LOC (12) Cl.** **10-05**

(52) **U.S. Cl.**
USPC **D10/106.5**

(58) **Field of Classification Search**
USPC D16/202, 203, 214, 215; D10/104.1, D10/104.2, 106.1–106.95, 108, 123, 124, D10/125, 126, 70, 97, 103, 132; D13/168
CPC G08B 17/00; G08B 17/06; G08B 17/10; G08B 17/11; G08B 17/12; G08B 17/103; G08B 17/107; G08B 21/02; G08B 21/0202; G08B 21/0205
See application file for complete search history.

(56) **References Cited**

U.S. PATENT DOCUMENTS

D434,686 S * 12/2000 Denman D10/106.1
D653,575 S * 2/2012 Treharne D10/106.5

D747,229 S * 1/2016 Perez D10/104.1
D766,844 S * 9/2016 Turksu D10/104.1
D777,593 S * 1/2017 Bolger D10/106.5
D812,577 S * 3/2018 Turksu D13/168
D813,068 S * 3/2018 Studer D10/97
D814,954 S * 4/2018 Bolger D10/106.5
D814,955 S * 4/2018 Bolger D10/106.5
D817,793 S * 5/2018 Vu D10/70

* cited by examiner

Primary Examiner — George D. Kirschbaum
Assistant Examiner — Joseph J Kukella
(74) *Attorney, Agent, or Firm* — Lerner, David, Littenberg, Krumholz & Mentlik, LLP

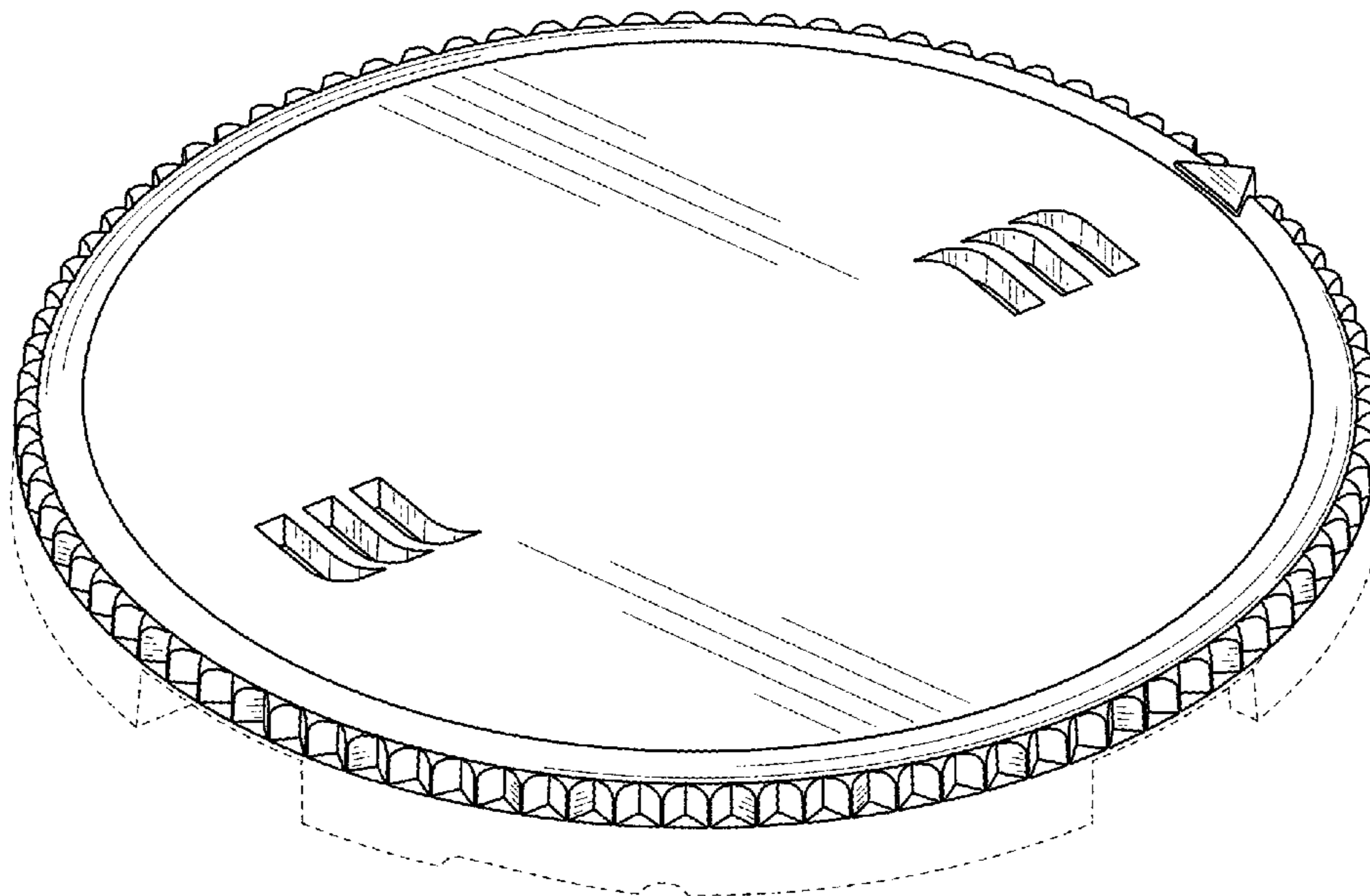
(57) **CLAIM**

The ornamental design for a sensor case, as shown and described.

DESCRIPTION

FIG. 1 is a front perspective view of a sensor case according to a first embodiment of our design;
FIG. 2 is a front view thereof;
FIG. 3 is a back view thereof;
FIG. 4 is a right side view thereof;
FIG. 5 is a left side view thereof;
FIG. 6 is a top view thereof; and,
FIG. 7 is a bottom view thereof.
Broken lines are environmental only and form no part of the claimed design.

1 Claim, 4 Drawing Sheets



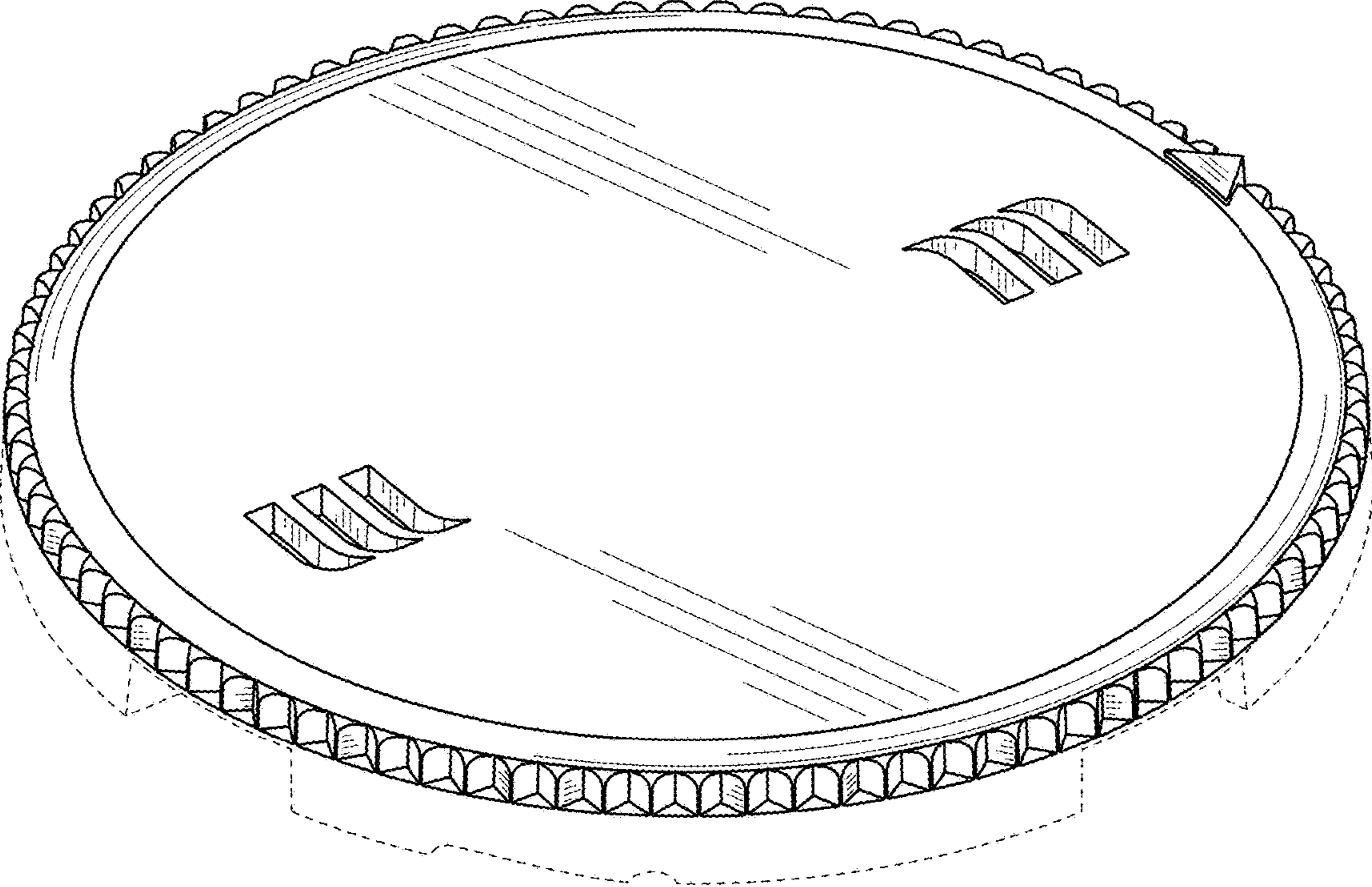


FIG. 1

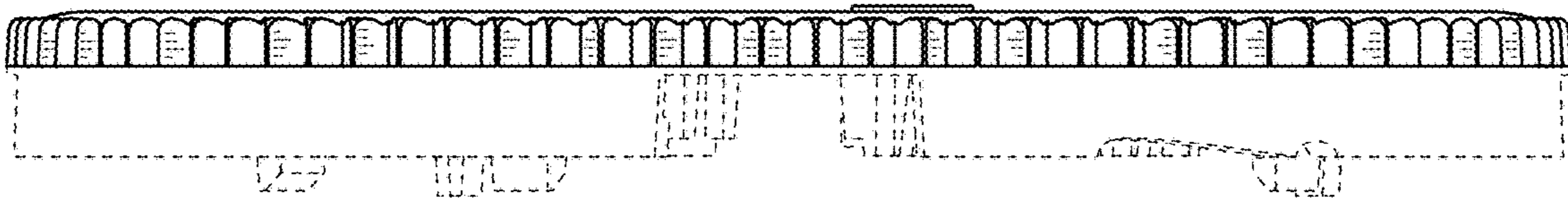


FIG. 2

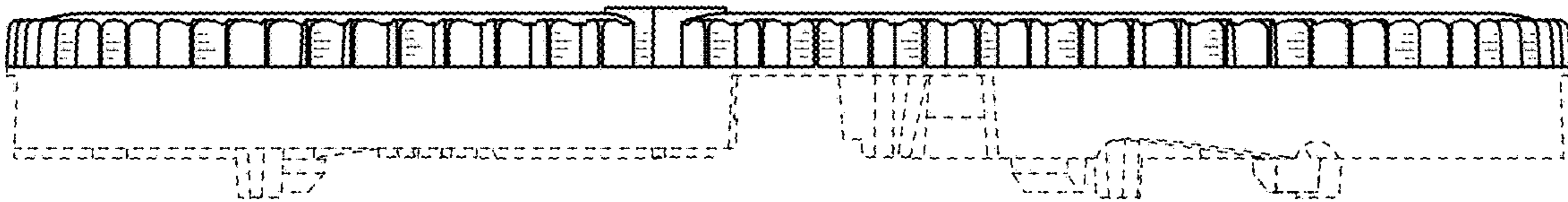


FIG. 3

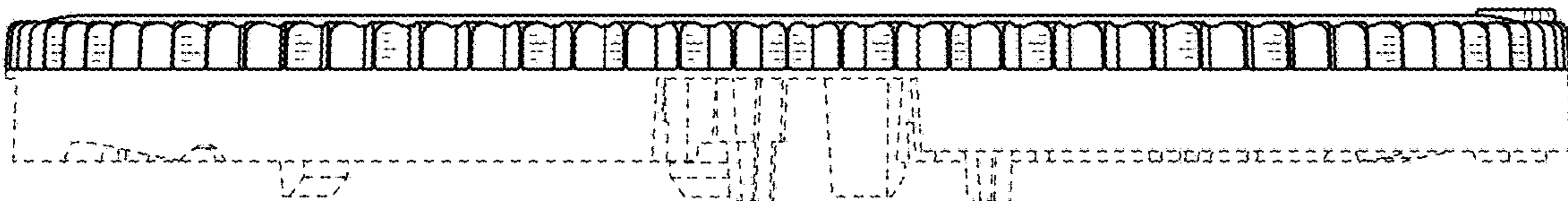


FIG. 4

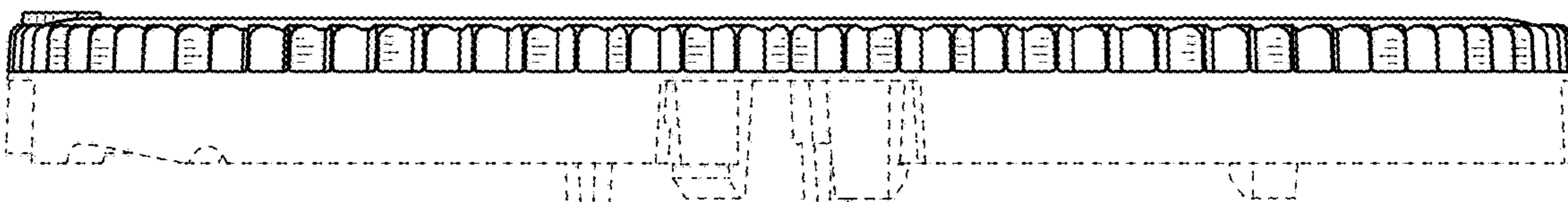


FIG. 5

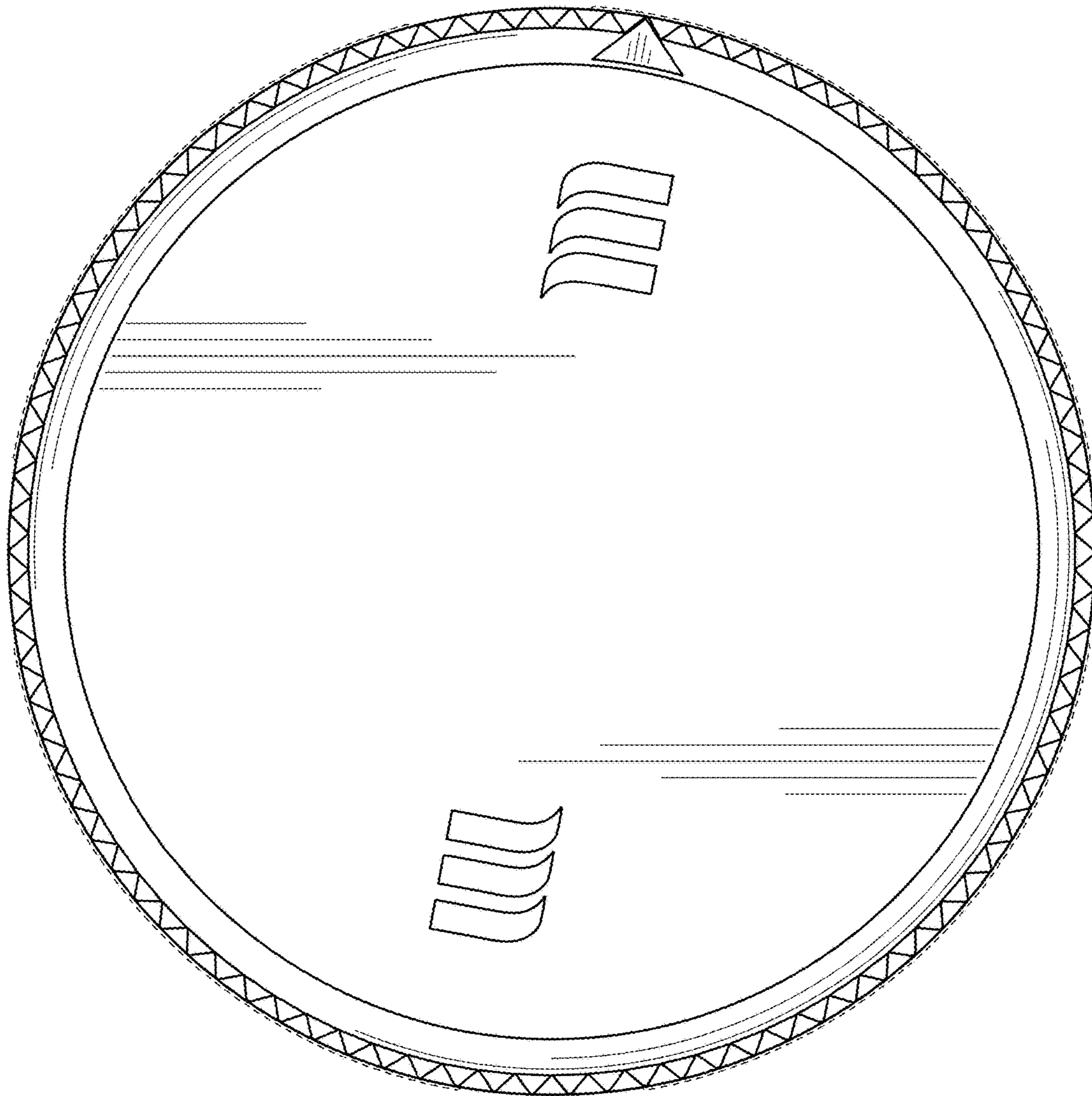


FIG. 6

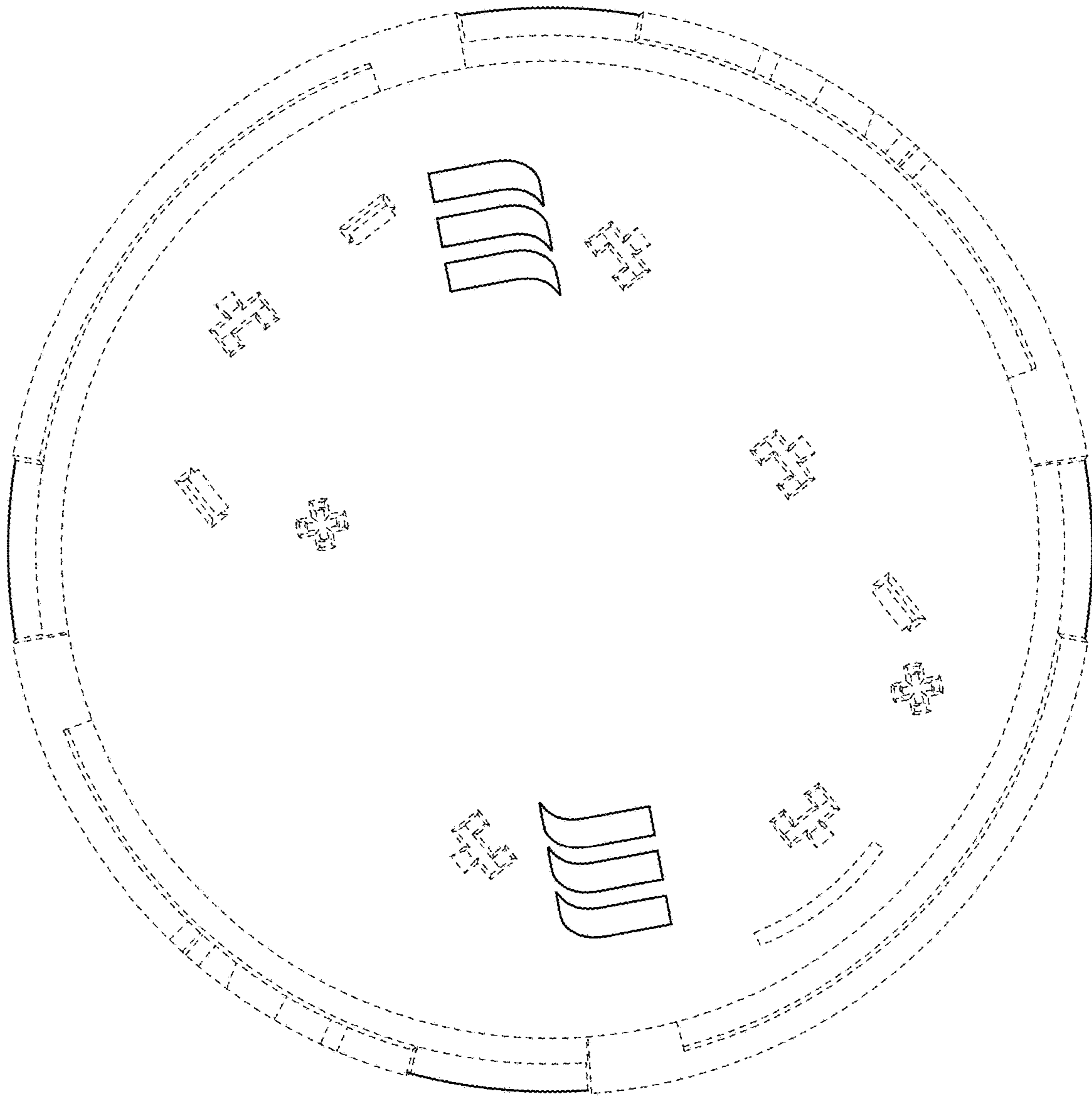


FIG. 7