



US00D859173S

(12) **United States Design Patent**
Lee et al.

(10) **Patent No.:** **US D859,173 S**

(45) **Date of Patent:** **** Sep. 10, 2019**

(54) **BOX FOR FOOD PACKAGING**

(71) Applicant: **CJ CHEILJEDANG CORPORATION**, Seoul (KR)

(72) Inventors: **Eun Young Lee**, Seoul (KR); **Hyuk Lyul Kwon**, Seoul (KR); **Kang Kook Lee**, Seoul (KR)

(73) Assignee: **CJ CHEILJEDANG CORPORATION**, Seoul (KR)

(**) Term: **15 Years**

(21) Appl. No.: **29/658,203**

(22) Filed: **Jul. 30, 2018**

(51) **LOC (12) Cl.** **09-01**

(52) **U.S. Cl.**
USPC **D9/643; D9/711**

(58) **Field of Classification Search**
USPC D3/270, 271.1–271.4; D9/600, 643–647, D9/414–434, 702–712; 206/457, 459.5, 206/527; 215/381–384, 400; 229/116.1
CPC B65D 5/42; B65D 5/4208; B65D 81/30; B65D 81/60; B65D 81/365; B65D 81/366; B65D 81/368; B65D 2203/00; B65D 2203/02; B65D 67/00; B65D 5/75; B65D 71/16; B65D 71/20; A63H 81/16
See application file for complete search history.

(56) **References Cited**

U.S. PATENT DOCUMENTS

4,671,453 A * 6/1987 Cassidy B65D 65/24
206/434
D484,798 S * 1/2004 Bukowski D9/433

D562,147 S * 2/2008 Park D9/643
D668,965 S * 10/2012 Crawford D9/711
D676,332 S * 2/2013 Kim D9/643
D693,242 S * 11/2013 Birchmeier D9/711
D694,117 S * 11/2013 Seo D9/643
D710,213 S * 8/2014 Birchmeier D9/711
D742,759 S * 11/2015 Ryan D9/711
D774,916 S * 12/2016 Kwon D9/643
D774,918 S * 12/2016 Kwon D9/643
D798,736 S * 10/2017 Shoshan B65D 65/24
D9/711

* cited by examiner

Primary Examiner — Sandra L Morris

(74) *Attorney, Agent, or Firm* — Leydig Voit & Mayer

(57) **CLAIM**

The ornamental design for a box for food packaging, as shown and described.

DESCRIPTION

The patent or application file contains at least one drawing executed in color. Copies of this patent or patent application publication with color drawing(s) will be provided by the Office upon request and payment of the necessary fee.

FIG. 1 is a perspective view of a box for food packaging showing our new design.

FIG. 2 is a front elevational view thereof;

FIG. 3 is a rear elevational view thereof;


FIG. 4 is a left side elevational view thereof;

FIG. 5 is a right side elevational view thereof;

FIG. 6 is a top plan view thereof; and,

FIG. 7 is a bottom plan view thereof.

1 Claim, 7 Drawing Sheets
(5 of 7 Drawing Sheet(s) Filed in Color)






FIG. 1




FIG. 2




FIG. 3

**IT'S NEVER BEEN
EASIER TO ENJOY
GOURMET ASIAN CUISINE**

Microwave Heating Instructions

- 1** Place noodles, soup base and dry toppings in bowl. Add water up to top safety water line.
- 2** Place lid loosely on bowl and microwave on high for 2 minutes* (Garden of Eatin' bowl will be hot).
- 3** Stir well before serving. Enjoy the goodness!

*Cover lid with a clean paper towel and use care to avoid steam burns. Microwave instructions may vary by microwave.

Reheated? Place dry toppings, noodles and soup base in bowl. Add boiling water up to line. Cover with lid and stand for 7 minutes until contents are hot. Stir well and serve. Enjoy!

Serving Tips

- *Use green noodles
- *Use green bean, green pea, corn and green bean color or green bean color

FIG. 4

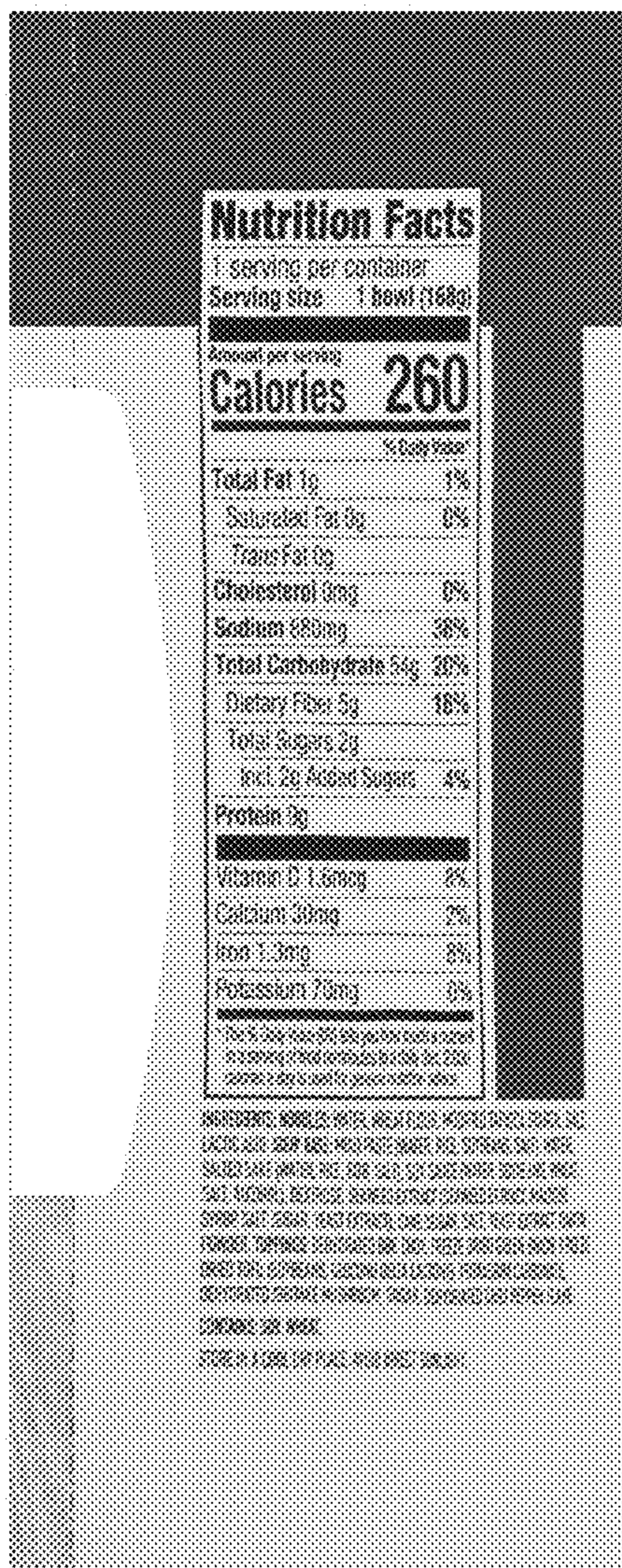


FIG. 5



FIG. 6



FIG. 7