



US00D859168S

(12) **United States Design Patent** (10) **Patent No.:** **US D859,168 S**  
**Lee et al.** (45) **Date of Patent:** **\*\* \*Sep. 10, 2019**

(54) **BOX FOR FOOD PACKING**

(56) **References Cited**

(71) Applicant: **CJ CHEILJEDANG CORPORATION**, Seoul (KR)

U.S. PATENT DOCUMENTS

(72) Inventors: **So Ra Lee**, Namyangju-si (KR); **Yu Jin Kim**, Yongin-si (KR); **Kang Kook Lee**, Seoul (KR)

D637,497 S *	5/2011	Lee	.....	D9/432
D683,234 S *	5/2013	Lee	.....	D9/432
D683,629 S *	6/2013	Lee	.....	D9/432
D683,630 S *	6/2013	Lee	.....	D9/432
D693,230 S *	11/2013	Seo	.....	D9/643
D711,245 S *	8/2014	Lee	.....	D9/643
D733,573 S *	7/2015	Lee	.....	D9/432
D764,302 S *	8/2016	Lee	.....	D9/643
D800,575 S *	10/2017	Na	.....	D9/643

(73) Assignee: **CJ CHEILJEDANG CORPORATION**, Jung-gu, Seoul (KR)

\* cited by examiner

(\* ) Notice: This patent is subject to a terminal disclaimer.

*Primary Examiner* — Sandra L Morris

(\*\*) Term: **15 Years**

(74) *Attorney, Agent, or Firm* — Leydig Voit & Mayer

(21) Appl. No.: **29/644,624**

(57) **CLAIM**

(22) Filed: **Apr. 19, 2018**

The ornamental design for a box for food packing, as shown and described.

(51) **LOC (12) Cl.** ..... **09-01**

**DESCRIPTION**

(52) **U.S. Cl.**

USPC ..... **D9/643**; D9/432

The patent or application file contains at least one drawing executed in color. Copies of this patent or patent application publication with color drawing(s) will be provided by the Office upon request and payment of the necessary fee.

(58) **Field of Classification Search**

USPC ..... D3/270, 271.1–271.4; D7/510, 514–520, D7/599, 604, 613, 619.2, 623, 628; D9/600, 643–647, 652, 414–418, D9/430–434; 206/457, 459.5, 527; 215/381–384, 400

CPC ..... B65D 5/42; B65D 5/4258; B65D 81/60; B65D 81/365; B65D 81/366; B65D 81/368; B65D 2203/00; B65D 2203/02; B65D 37/00; B65D 77/00; B65D 97/00; A63H 33/16

FIG. 1 is a perspective view of a box for food packing showing our new design.  
 FIG. 2 is a front elevational view thereof;  
 FIG. 3 is a rear elevational view thereof;  
 FIG. 4 is a left side elevational view thereof;  
 FIG. 5 is a right side elevational view thereof;  
 FIG. 6 is a top plan view thereof; and,  
 FIG. 7 is a bottom plan view thereof.

See application file for complete search history.

**1 Claim, 7 Drawing Sheets**  
**(7 of 7 Drawing Sheet(s) Filed in Color)**






FIG. 1




FIG. 2




FIG. 3




FIG. 4




FIG. 5




FIG. 6

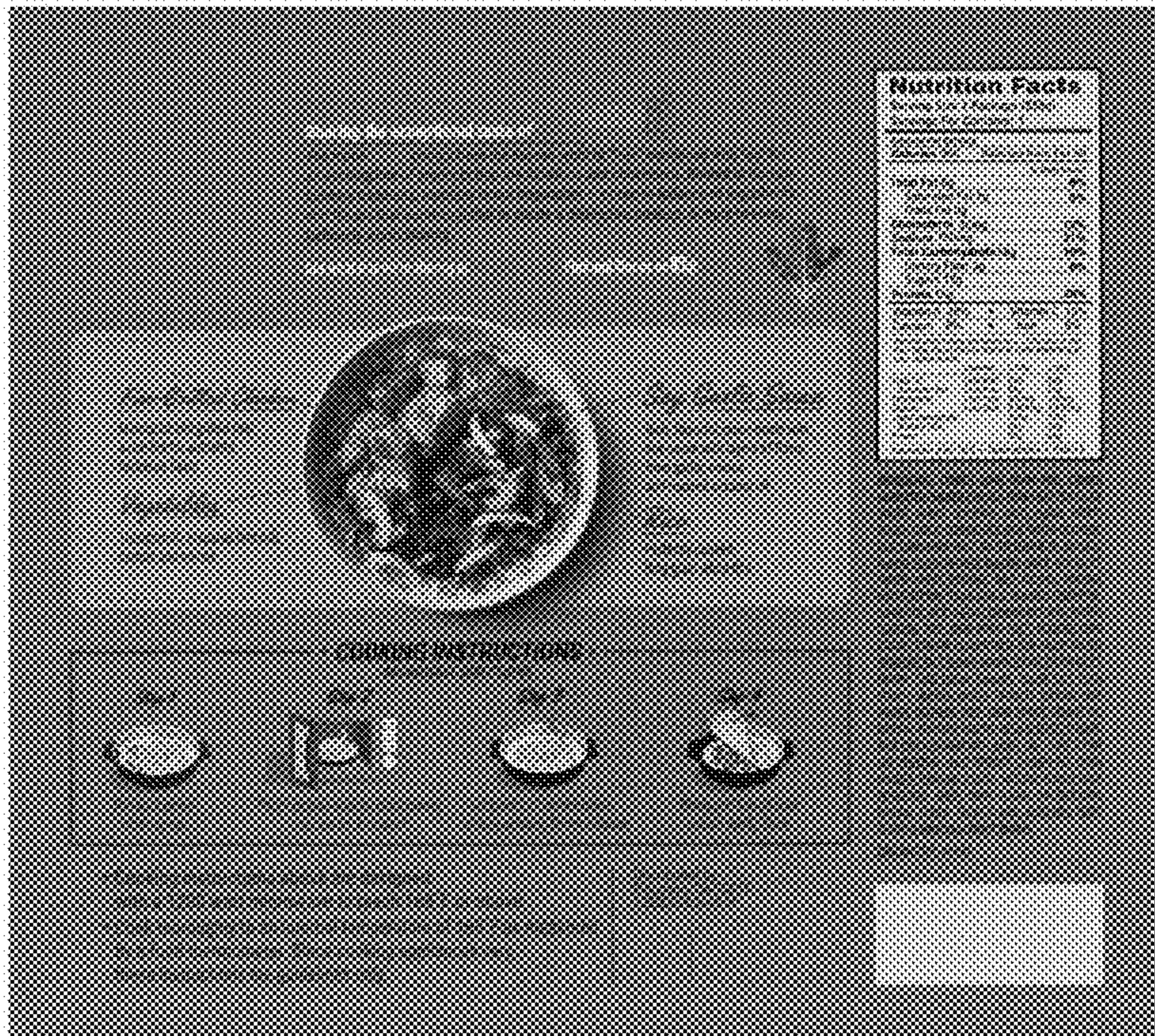


FIG. 7