



US00D859166S

(12) **United States Design Patent** (10) **Patent No.:** **US D859,166 S**
Lee et al. (45) **Date of Patent:** **** *Sep. 10, 2019**

(54) **BOX FOR FOOD PACKING**

(71) Applicant: **CJ CHEILJEDANG CORPORATION**, Seoul (KR)

(72) Inventors: **So Ra Lee**, Namyangju-si (KR); **Yu Jin Kim**, Yongin-si (KR); **Kang Kook Lee**, Seoul (KR)

(73) Assignee: **CJ CHEILJEDANG CORPORATION**, Jung-gu, Seoul (KR)

(*) Notice: This patent is subject to a terminal disclaimer.

(**) Term: **15 Years**

(21) Appl. No.: **29/644,622**

(22) Filed: **Apr. 19, 2018**

(51) **LOC (12) Cl.** **09-01**

(52) **U.S. Cl.**
USPC **D9/643; D9/432**

(58) **Field of Classification Search**
USPC D3/270, 271.1-271.4; D7/510, 514-520, D7/599, 604, 613, 619.2, 623, 628; D9/600, 643-647, 652, 414-418, D9/430-434; 206/457, 459.5, 527; 215/381-384, 400
CPC B65D 5/42; B65D 5/4258; B65D 81/60; B65D 81/365; B65D 81/366; B65D 81/368; B65D 2203/00; B65D 2203/02; B65D 37/00; B65D 77/00; B65D 97/00; A63H 33/16
See application file for complete search history.

(56) **References Cited**

U.S. PATENT DOCUMENTS

D637,497 S *	5/2011	Lee	D9/432
D683,234 S *	5/2013	Lee	D9/432
D683,629 S *	6/2013	Lee	D9/432
D683,630 S *	6/2013	Lee	D9/432
D693,230 S *	11/2013	Seo	D9/643
D711,245 S *	8/2014	Lee	D9/643
D733,573 S *	7/2015	Lee	D9/432
D764,302 S *	8/2016	Lee	D9/643
D800,575 S *	10/2017	Na	D9/643

* cited by examiner

Primary Examiner — Sandra L Morris
(74) *Attorney, Agent, or Firm* — Leydig Voit & Mayer

(57) **CLAIM**
The ornamental design for a box for food packing, as shown and described.

DESCRIPTION

The patent or application file contains at least one drawing executed in color. Copies of this patent or patent application publication with color drawing(s) will be provided by the Office upon request and payment of the necessary fee.

FIG. 1 is a perspective view of a box for food packing showing our new design.

FIG. 2 is a front elevational view thereof;

FIG. 3 is a rear elevational view thereof;

FIG. 4 is a left side elevational view thereof;

FIG. 5 is a right side elevational view thereof;

FIG. 6 is a top plan view thereof; and,

FIG. 7 is a bottom plan view thereof.

1 Claim, 7 Drawing Sheets
(7 of 7 Drawing Sheet(s) Filed in Color)





FIG. 1




FIG. 2




FIG. 3




FIG. 4




FIG. 5




FIG. 6

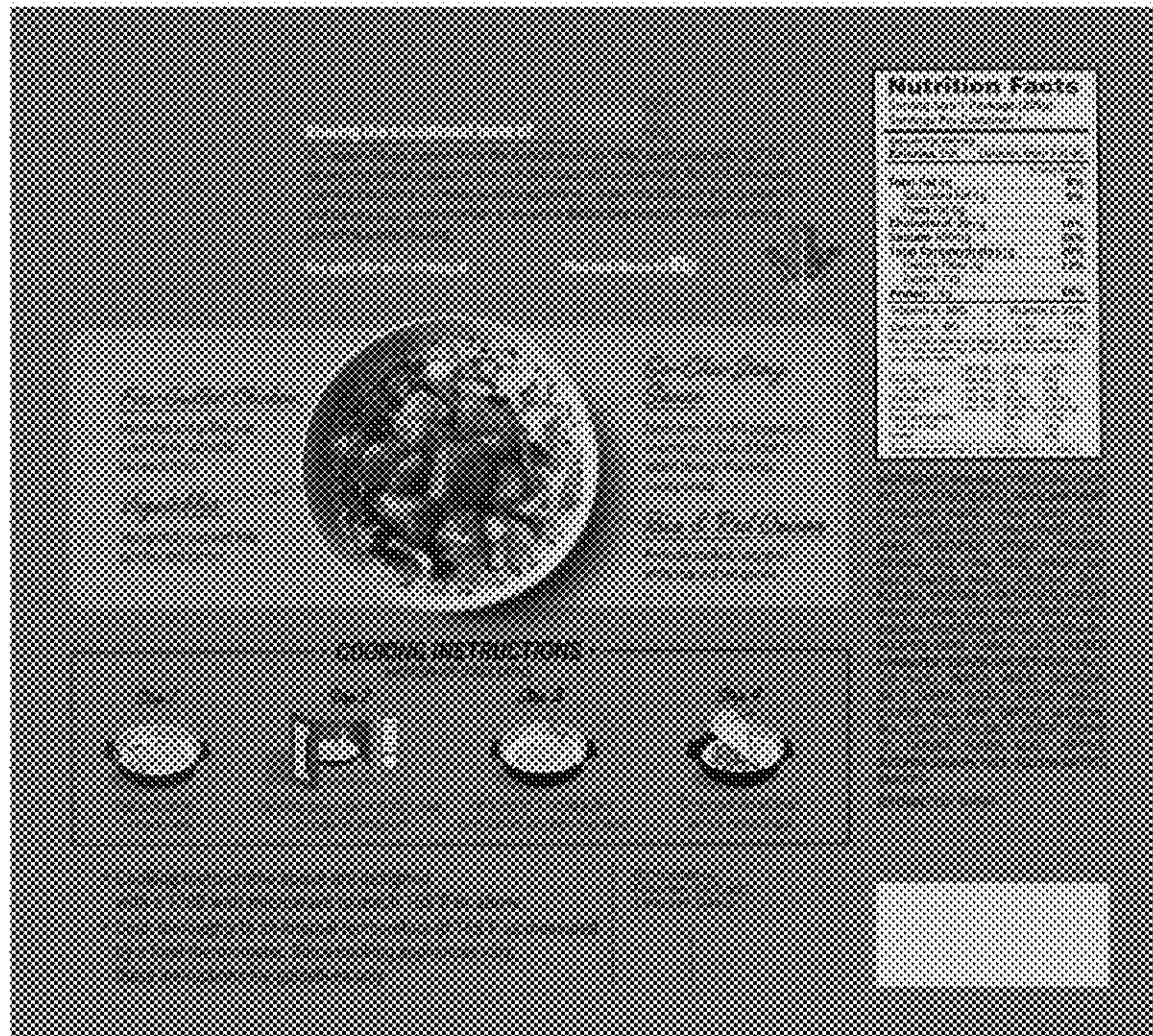


FIG. 7