



US00D859131S

(12) **United States Design Patent**
Abeel

(10) **Patent No.:** **US D859,131 S**

(45) **Date of Patent:** **** Sep. 10, 2019**

- (54) **HANGER FOR A PATIO**
- (71) Applicant: **David Abeel**, Menifee, CA (US)
- (72) Inventor: **David Abeel**, Menifee, CA (US)
- (**) Term: **15 Years**
- (21) Appl. No.: **29/654,947**
- (22) Filed: **Jun. 28, 2018**
- (51) **LOC (12) Cl.** **08-05**
- (52) **U.S. Cl.**
USPC **D8/367**
- (58) **Field of Classification Search**
USPC D8/367, 356, 354, 349, 18, 105, 368;
D11/208, 218; 248/341
CPC A45F 5/021; A44B 13/0029; F16B 45/00;
F16M 13/02; A45C 13/03
See application file for complete search history.

- 6,543,737 B2 * 4/2003 Decker A47K 10/185
248/316.1
- D478,499 S * 8/2003 Winig D8/367
- D494,050 S * 8/2004 Klein D6/513
- 7,234,671 B2 * 6/2007 Avinger A01G 5/04
248/215
- D554,484 S * 11/2007 Dahlin D8/367
- D584,939 S * 1/2009 Snell D8/367
- D597,666 S * 8/2009 George D24/128
- D601,880 S * 10/2009 Veilleux D8/367
- D605,934 S * 12/2009 Mirer D8/395
- D613,589 S * 4/2010 Goodman D8/367
- 7,992,833 B1 * 8/2011 Goodman A47G 25/0614
248/298.1
- D650,657 S 12/2011 Kaye et al.
- D655,407 S * 3/2012 Adams D24/128
- D694,613 S * 12/2013 Miles D8/367
- D697,785 S * 1/2014 Davis D8/367
- 8,672,002 B2 * 3/2014 Stein A45C 13/001
150/104
- D714,626 S * 10/2014 Trifari, Jr. D8/354

(Continued)

Primary Examiner — Cynthia R Underwood

(74) *Attorney, Agent, or Firm* — Kirk A. Buhler; Buhler & Associates

(56) **References Cited**

U.S. PATENT DOCUMENTS

- 3,089,597 A * 5/1963 Kaplan A47K 10/185
221/46
- D216,359 S * 12/1969 Feuerer D8/367
- 3,585,674 A * 6/1971 Golden A47H 13/00
16/87.6 R
- D342,889 S * 1/1994 Adams D8/367
- D363,453 S * 10/1995 Herdt D11/78.1
- D373,526 S * 9/1996 Roethler D8/367
- D373,948 S * 9/1996 Etzel D8/367
- D391,146 S * 2/1998 Cutler D8/367
- D393,587 S * 4/1998 Valerio D8/367
- 5,738,319 A * 4/1998 Grassi A47G 7/044
248/215
- 5,970,777 A * 10/1999 Hunt B42F 1/06
29/13
- D422,892 S 4/2000 Donovan
- 6,457,218 B1 * 10/2002 Lawrence B42F 1/10
24/3.12

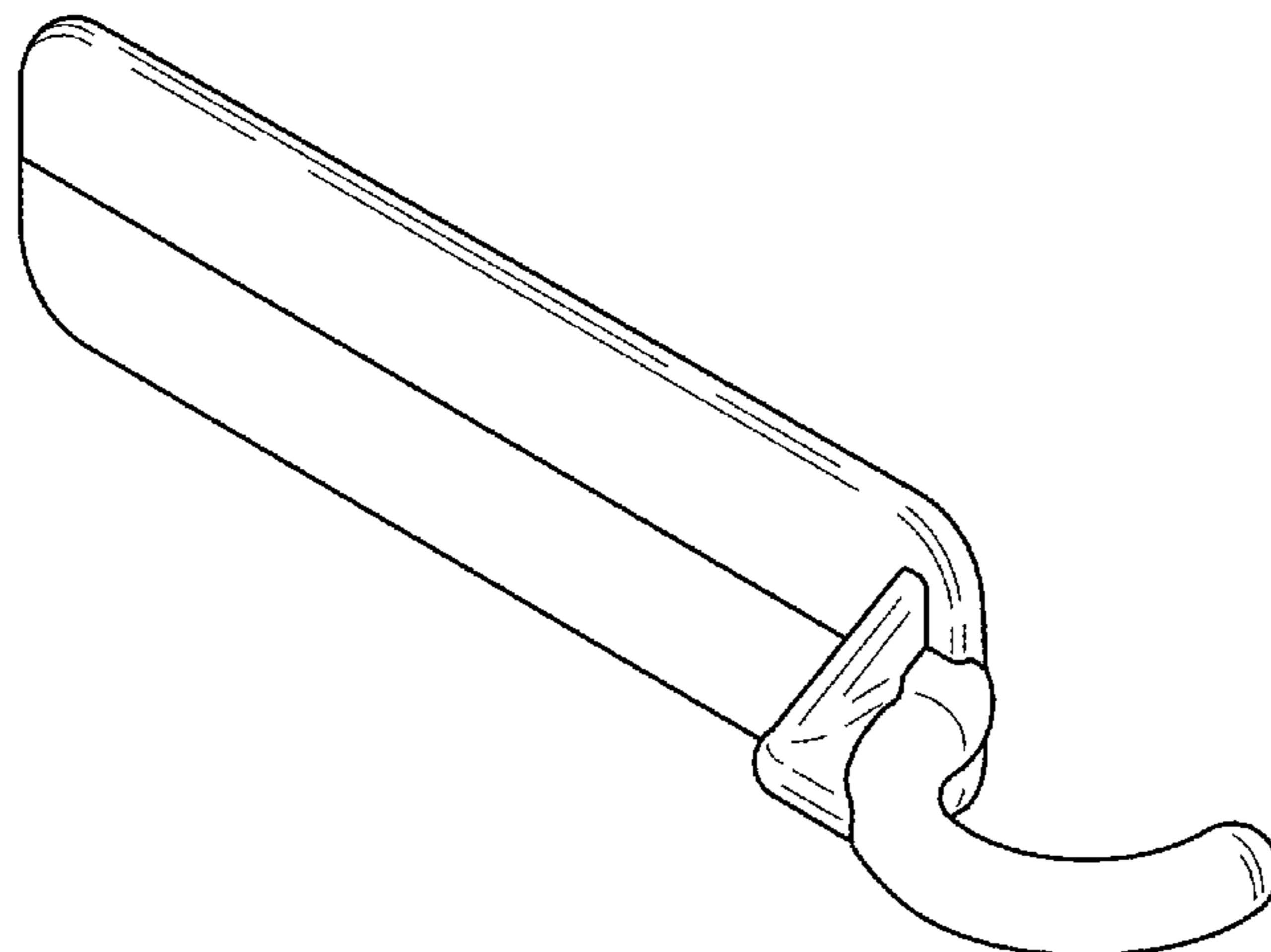
(57) **CLAIM**

The ornamental design for a hanger for a patio, as shown.

DESCRIPTION

FIG. 1 is a top perspective view of a hanger for a patio, showing my new design;
 FIG. 2 is a bottom view thereof;
 FIG. 3 is a right side elevation view, the left side elevation view being a mirror image thereof, and
 FIG. 4 is a top plan view thereof;
 FIG. 5 is a rear elevation view thereof;
 FIG. 6 is a front elevation view thereof; and,
 FIG. 7 bottom perspective view.

1 Claim, 3 Drawing Sheets



(56)

References Cited

U.S. PATENT DOCUMENTS

D721,264	S *	1/2015	Babicki	D8/367
D730,161	S	5/2015	Veilleux	
9,107,526	B2 *	8/2015	Rife	A47G 29/083
D746,127	S *	12/2015	Cohen	D8/367
D757,513	S *	5/2016	Heins	D8/40
D766,707	S *	9/2016	Greenleaf	D8/367
9,433,261	B1 *	9/2016	Miles	A44B 13/0029
D773,041	S *	11/2016	Lentsch	D24/128
9,528,655	B1 *	12/2016	Miles	F16M 13/022
D784,044	S *	4/2017	Sokoly	D6/552
D802,399	S *	11/2017	Ward	D8/367
D819,431	S *	6/2018	Goodman	D8/367
D827,315	S *	9/2018	Taylor	D6/323
D834,338	S *	11/2018	Taylor	D6/323
D837,040	S *	1/2019	Connor	D8/367
D840,791	S *	2/2019	Caudle	D8/367
D844,782	S *	4/2019	Arora	D24/130
D849,516	S *	5/2019	Johnson	D8/367
D850,244	S *	6/2019	Goodman	D8/367
2004/0178240	A1 *	9/2004	Bauer	A45F 5/02 224/268
2015/0150389	A1 *	6/2015	Nilsson	B25H 3/04 248/220.42

* cited by examiner

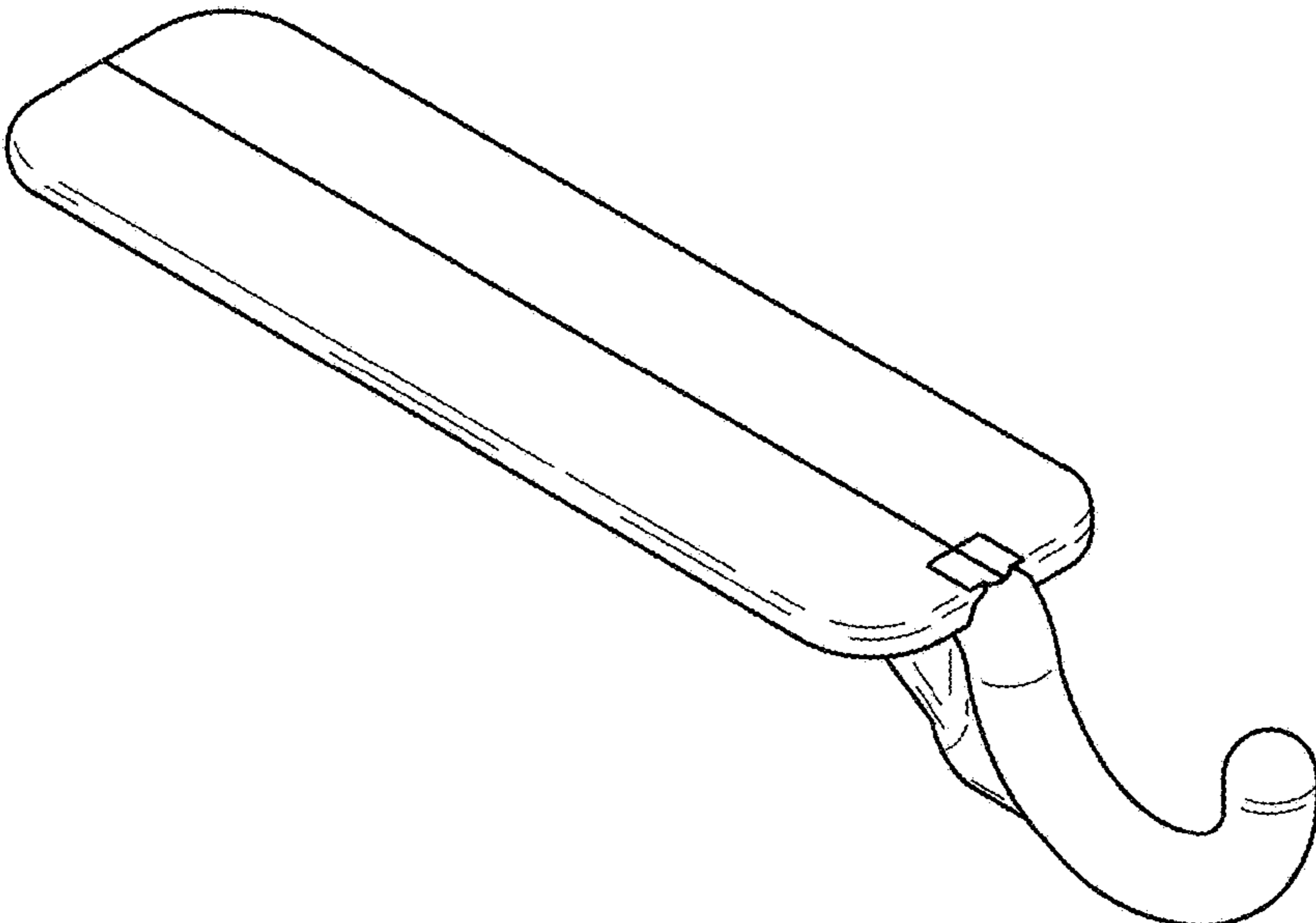


FIG. 1

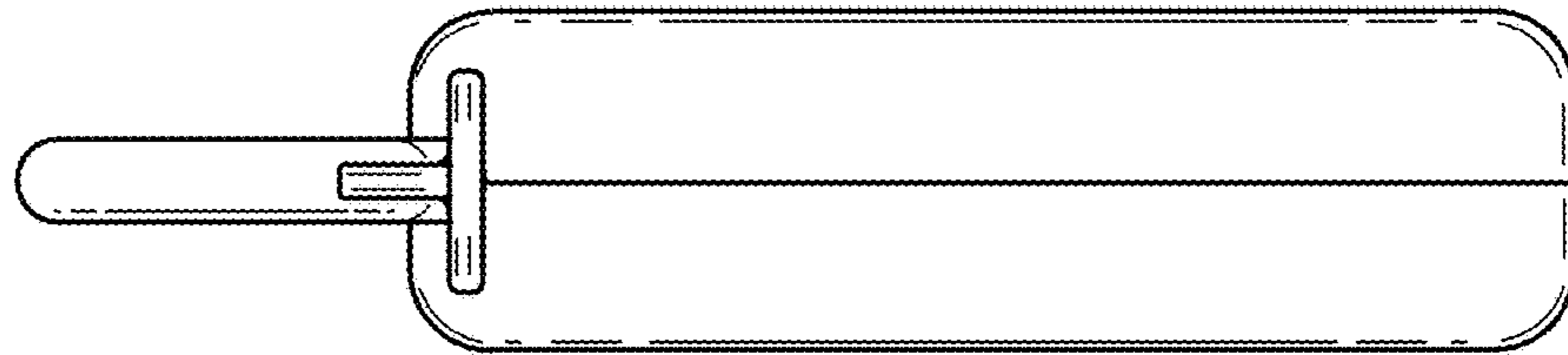


FIG. 2

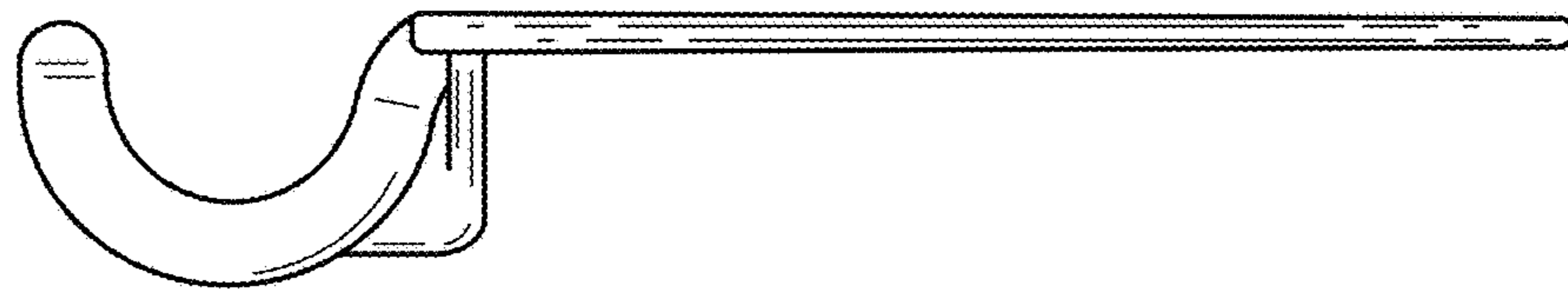


FIG. 3

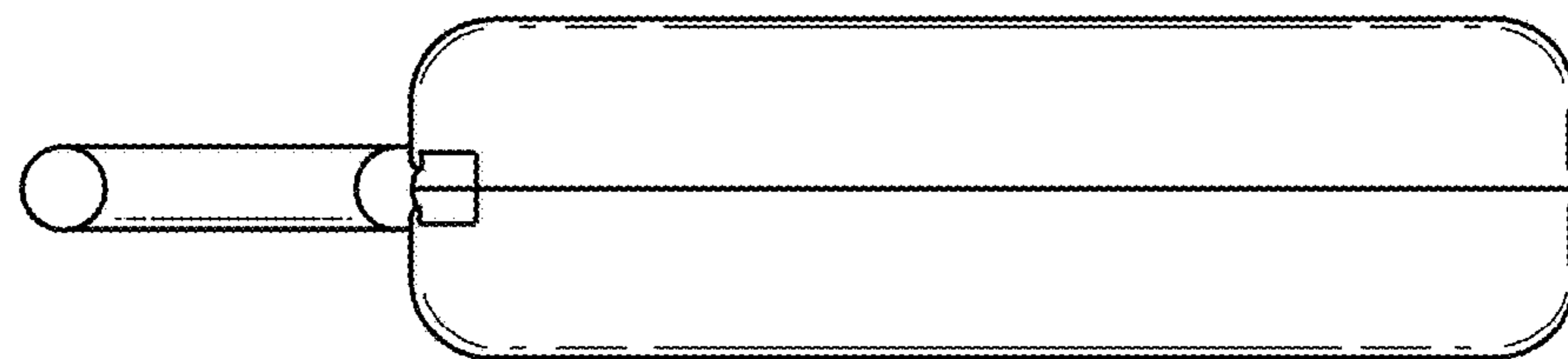


FIG. 4

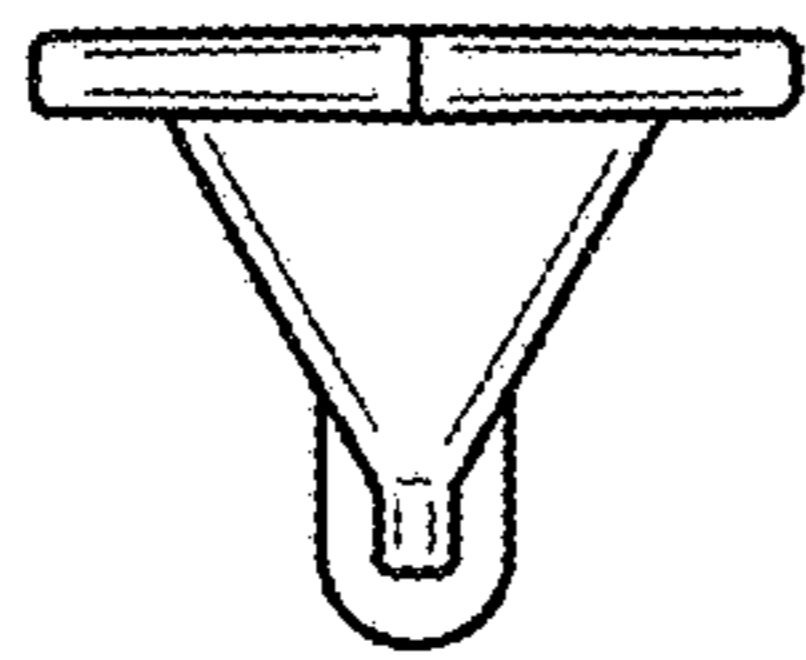


FIG. 5

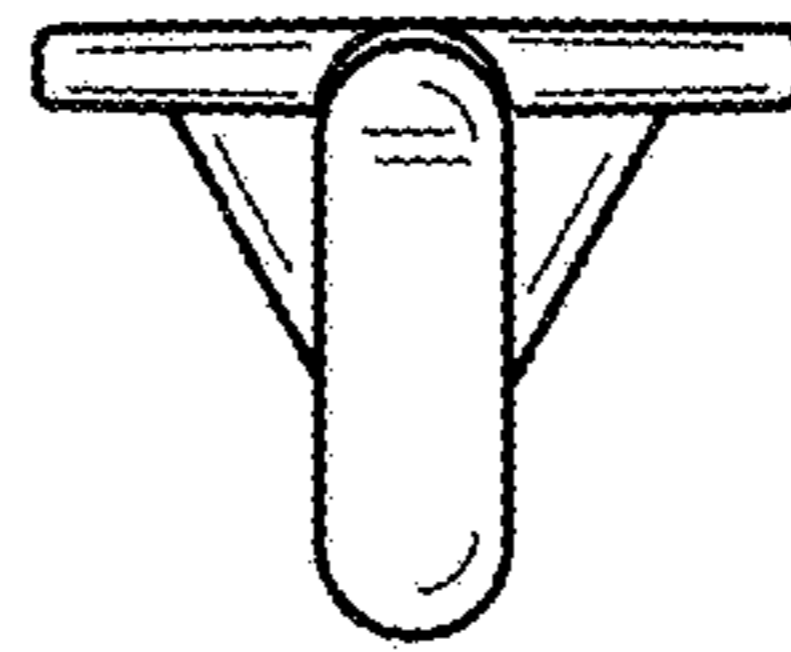


FIG. 6

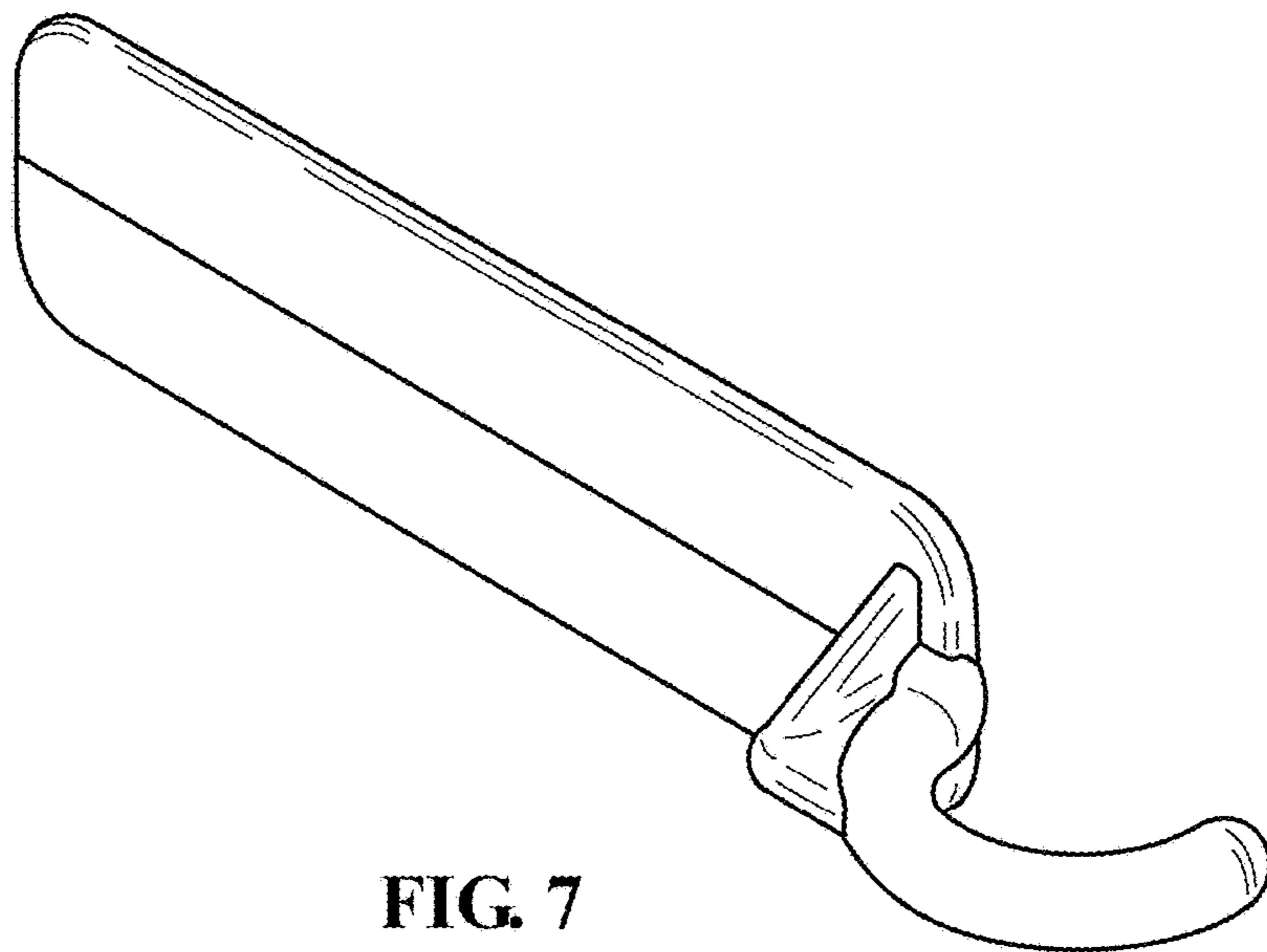


FIG. 7