



US00D859106S

(12) **United States Design Patent** (10) **Patent No.:** **US D859,106 S**
Yochum (45) **Date of Patent:** **** Sep. 10, 2019**

(54) **EXTENSION DEVICE FOR A TOOL**

(71) Applicant: **Keith Yochum**, Cutlerville, MI (US)

(72) Inventor: **Keith Yochum**, Cutlerville, MI (US)

(**) Term: **15 Years**

(21) Appl. No.: **29/645,692**

(22) Filed: **Apr. 27, 2018**

(51) **LOC (12) Cl.** **08-05**

(52) **U.S. Cl.**
USPC **D8/25**

(58) **Field of Classification Search**
USPC D8/25, 60, 97, 107; 16/110.1; 81/467,
81/476, 478, 480, 177.1, 177.85, 121.1,
81/124.3, 165-170, 110.1, 176.2, 124.6,
81/176.1, 176.15, 177.2, 186; 192/44, 45,
192/54.52; 606/54, 59, 62, 63, 60, 64;
D24/133, 145, 147
CPC .. B25G 1/00; B25B 1/00; B25B 13/00; B25B
23/00
See application file for complete search history.

(56) **References Cited**

U.S. PATENT DOCUMENTS

- 4,344,340 A * 8/1982 Erickson B25B 13/481
81/177.2
- 4,770,073 A 9/1988 Palm
- 5,033,337 A 7/1991 Thomas, III

- 5,570,617 A 11/1996 Love
- 5,911,798 A 6/1999 Arnold
- D422,192 S * 4/2000 Cleveland D8/107
- D510,694 S * 10/2005 Giles, Jr. D8/107
- D778,698 S * 2/2017 Huang D8/25
- 2014/0230611 A1* 8/2014 Liu B25B 13/06
81/124.7

* cited by examiner

Primary Examiner — Randall H Gholson
(74) *Attorney, Agent, or Firm* — Cramer Patent & Design, PLLC; Aaron R. Cramer

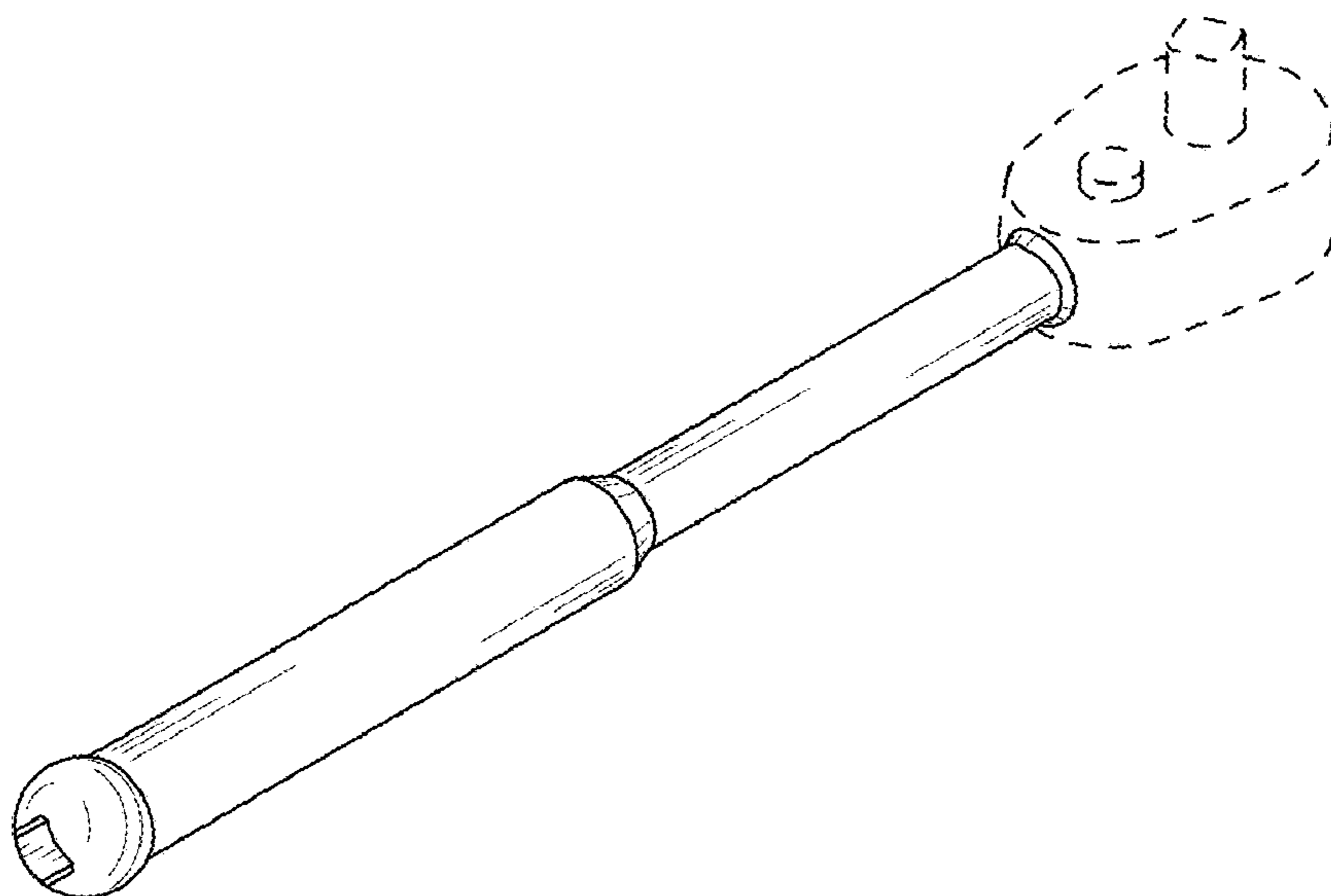
(57) **CLAIM**

The ornamental design for an extension device for a tool, as shown and described.

DESCRIPTION

FIG. 1 is a perspective top front right view of an extension device for a tool, showing my new design;
FIG. 2 is a perspective bottom rear left view thereof;
FIG. 3 is a front elevation view thereof;
FIG. 4 is a rear elevation view thereof;
FIG. 5 is a right elevation view thereof;
FIG. 6 is a left elevation view thereof;
FIG. 7 is a top plan view thereof;
FIG. 8 is a bottom plan view thereof; and,
FIG. 9 is a cross-sectional view of FIGS. 7 and 8.
The broken line segments are intended to represent the area where the head of a tool would be located, such as a ratchet wrench, and form no part of the claimed design.

1 Claim, 9 Drawing Sheets



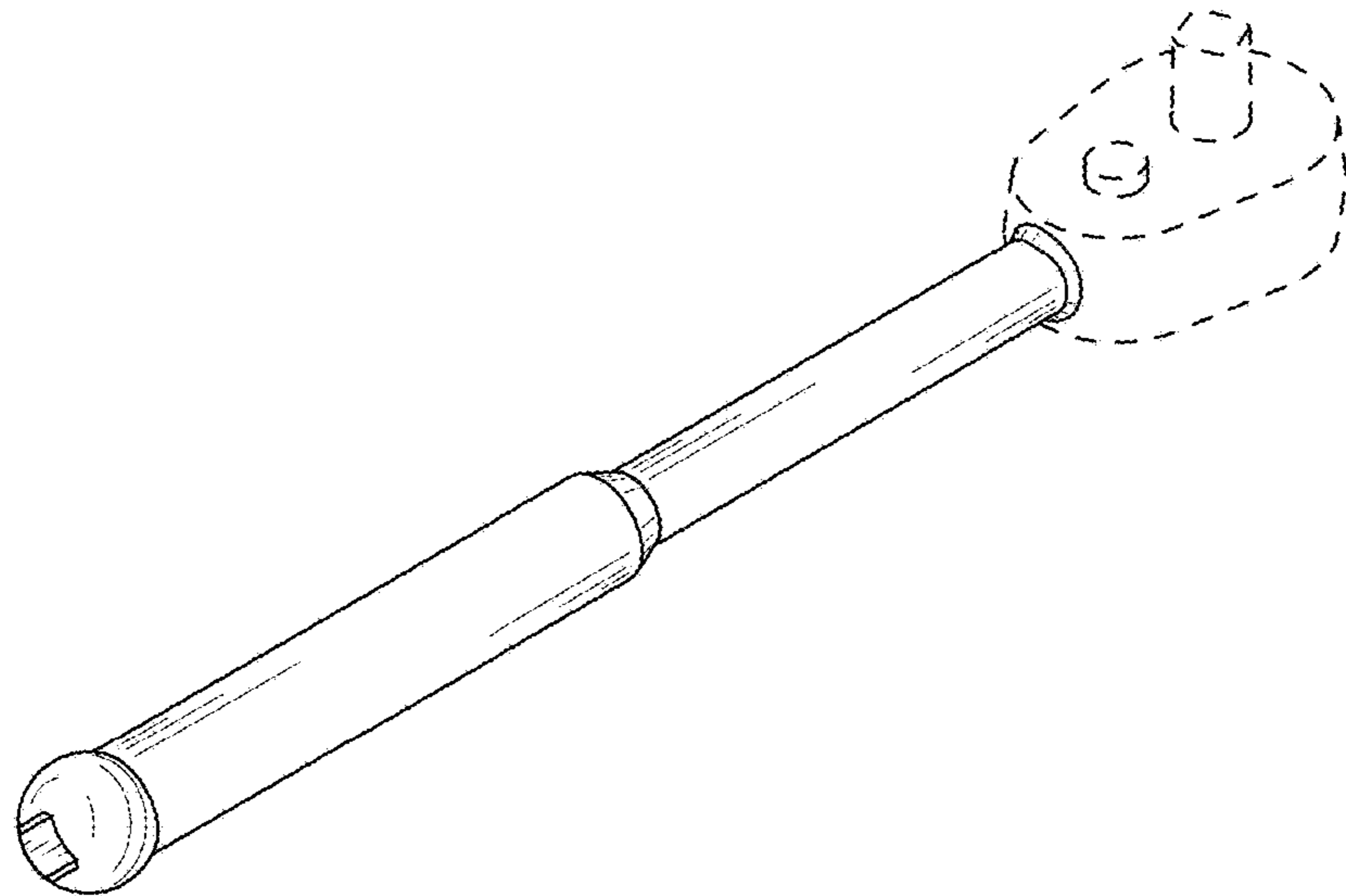


FIG. 1

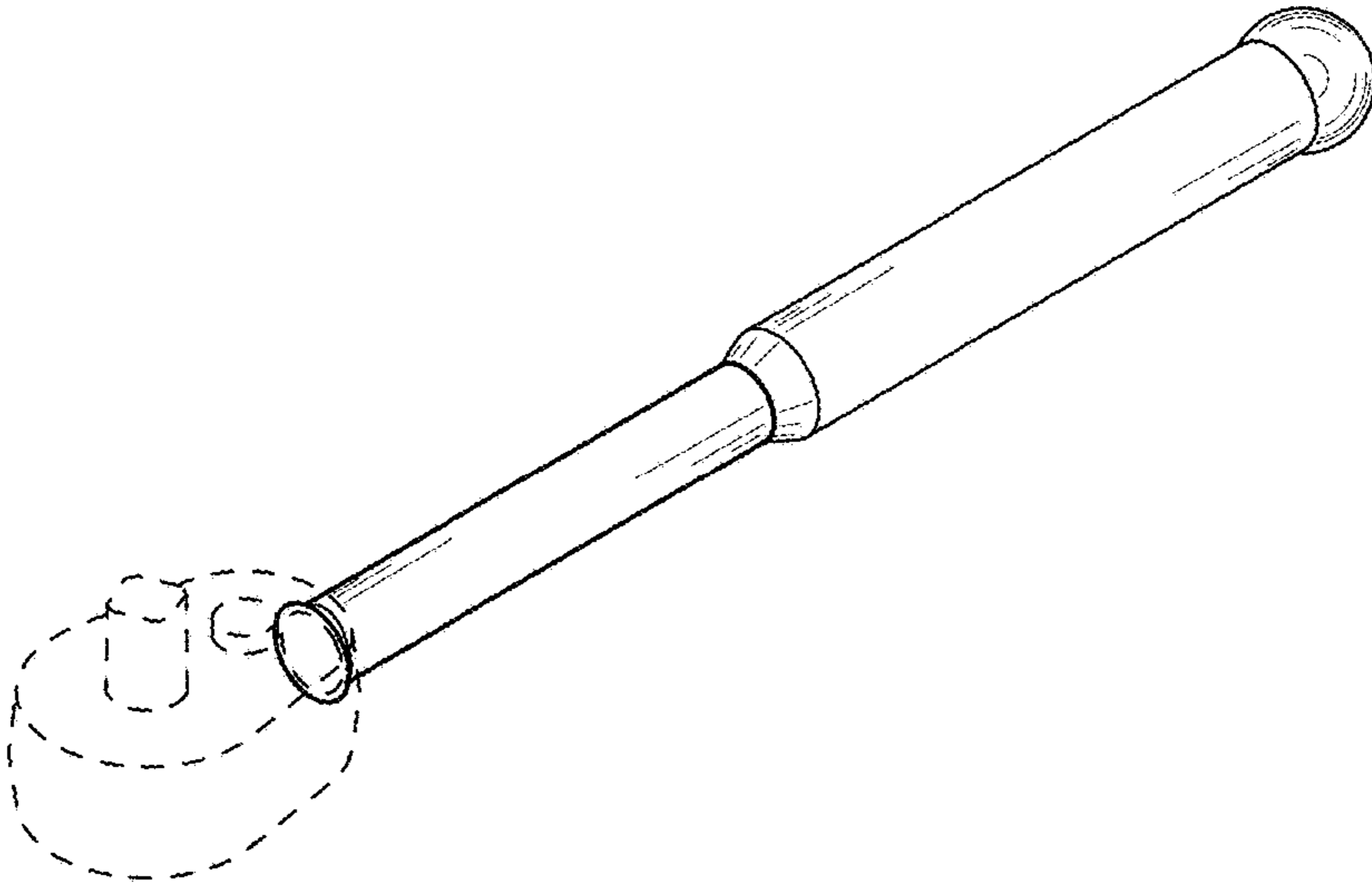


FIG. 2

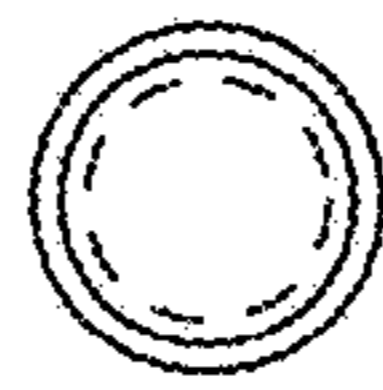


FIG. 3



FIG. 4




FIG. 5




FIG. 6

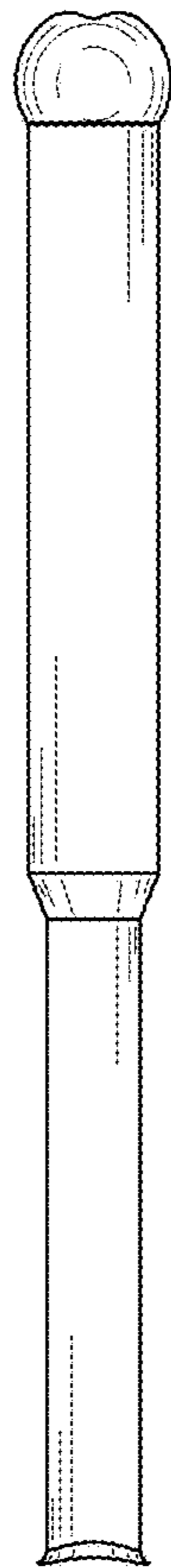


FIG. 7

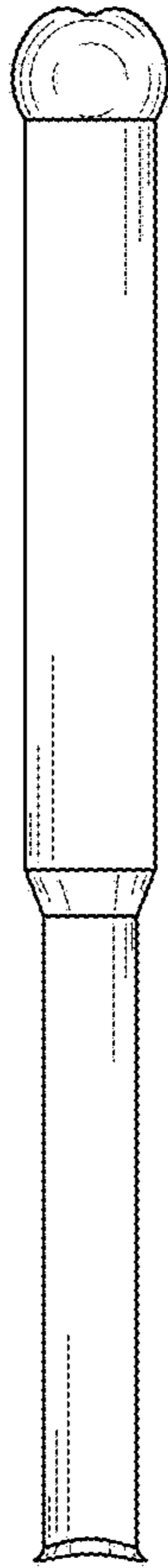


FIG. 8

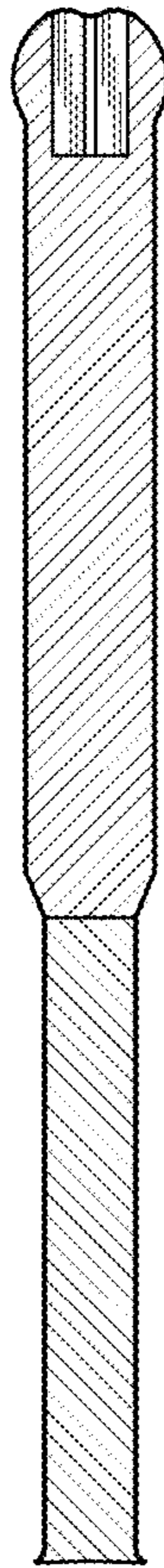


FIG. 9