



US00D859103S

(12) **United States Design Patent** (10) **Patent No.:** **US D859,103 S**  
**Drake et al.** (45) **Date of Patent:** **\*\* Sep. 10, 2019**

(54) **TOOL FOR ACTING ON A SECUREMENT MEMBER OF A DIGGING TOOTH ASSEMBLY**

(71) Applicants: **Russell N. Drake**, Claremore, OK (US); **Brian L. Launder**, Tulsa, OK (US)

(72) Inventors: **Russell N. Drake**, Claremore, OK (US); **Brian L. Launder**, Tulsa, OK (US)

(73) Assignee: **H&L TOOTH COMPANY**, Tulsa, OK (US)

(\*\*) Term: **15 Years**

(21) Appl. No.: **29/622,871**

(22) Filed: **Oct. 20, 2017**

(51) **LOC (12) Cl.** ..... **08-05**

(52) **U.S. Cl.**  
USPC ..... **D8/14**

(58) **Field of Classification Search**  
USPC ..... D8/14, 16, 21, 105  
CPC ..... B23P 19/02; B23P 19/04; B25B 27/02;  
B25B 27/04

See application file for complete search history.

(56) **References Cited**

**U.S. PATENT DOCUMENTS**

1,355,631 A	10/1920	Wellbrook
3,268,991 A	8/1966	Beinhaur
3,750,500 A	8/1973	Peterson
3,999,275 A	12/1976	Schmidt
4,178,701 A	12/1979	Sadler
4,641,412 A	2/1987	Olger
D290,399 S	6/1987	Kitchens
5,009,017 A	4/1991	Diekevers et al.
5,058,257 A	10/1991	Freestone et al.
5,172,500 A	12/1992	Remski et al.
5,224,282 A	7/1993	Swick

5,778,570 A	7/1998	Eichelberger
5,966,848 A	10/1999	Monteiro et al.
6,006,631 A	12/1999	Miner et al.
6,032,390 A	3/2000	Bierwith
6,047,487 A	4/2000	Clendenning
6,247,255 B1	6/2001	Clendenning
6,351,881 B1	3/2002	Peckich et al.
6,883,221 B1	4/2005	Hayes, III
D513,576 S	1/2006	Launder
D522,819 S	6/2006	Launder
8,443,504 B2	5/2013	Clendenning et al.

**OTHER PUBLICATIONS**

H&L Tooth Company; C-290PRT Remover Tool; Dec. 15, 2010; 1 page.

H&L Tooth Company; 41/42 FlexPin Remover Tool; Apr. 28, 1981, 1 page.

(Continued)

*Primary Examiner* — Philip S Hyder

(74) *Attorney, Agent, or Firm* — Law Office of John W. Harbst

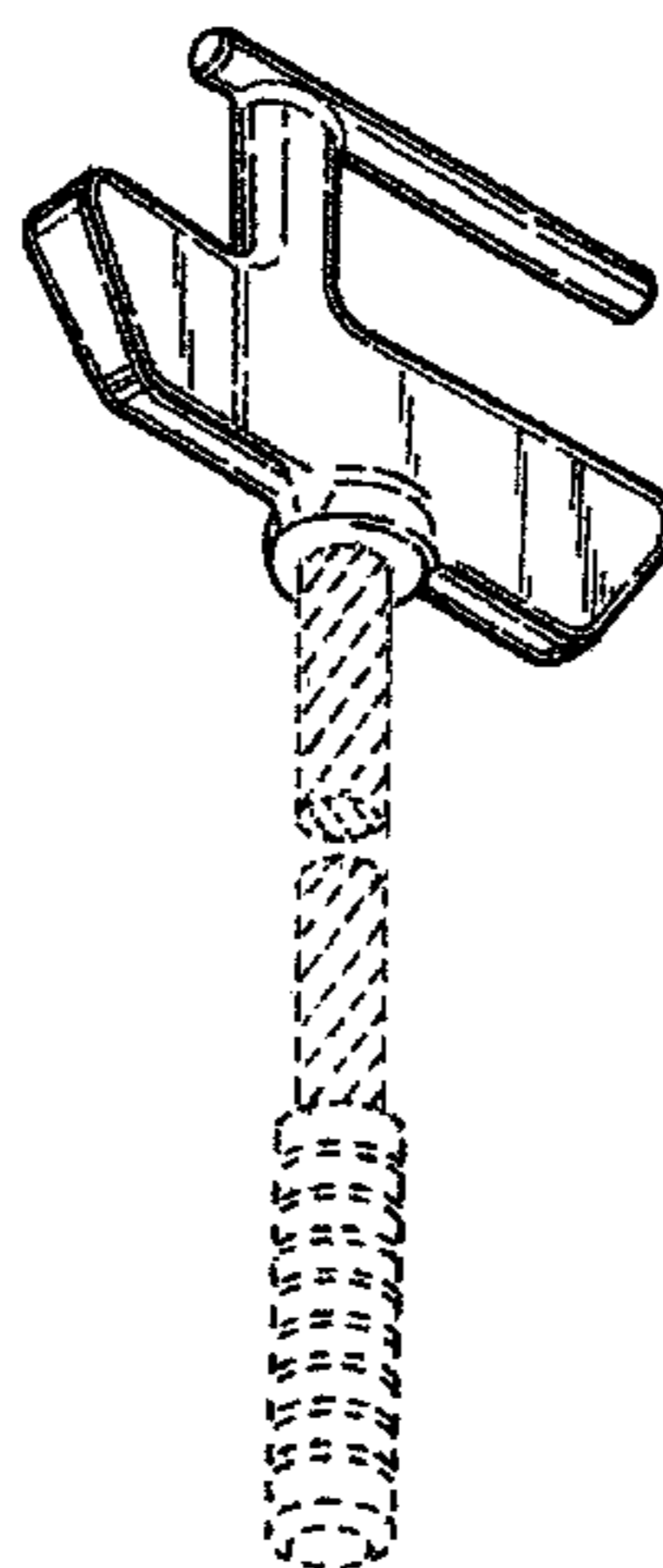
(57) **CLAIM**

The ornamental design for a tool for acting on a securement member of a digging tooth assembly, as shown and described.

**DESCRIPTION**

FIG. 1 is a perspective view a tool for acting on a securement member of a digging tooth assembly;  
FIG. 2 is a front elevational view thereof; with the rear elevational view being a mirror image thereof;  
FIG. 3 is a left side elevational view thereof; with the right side elevational view being a mirror image thereof;  
FIG. 4 is a top plan view thereof; and,  
FIG. 5 being a bottom plan view thereof.  
The broken lines illustrated in FIGS. 1, 2 and 3 depict a portion of a handle for the illustrated tool but form no part of the claimed design.

**1 Claim, 3 Drawing Sheets**



(56)

**References Cited**

OTHER PUBLICATIONS

H&L Tooth Company; 195 FlexPin Remover Tool; Aug. 15, 1987;  
1 page.  
H&L Tooth Company; 205 FlexPin Remover Tool; Nov. 14, 1987;  
1 page.  
H&L Tooth Company; 325 FlexPin Remover Tool; Nov. 16, 1987;  
1 page.  
H&L Tooth Company; 335 FlexPin Remover Tool; Nov. 17, 1987;  
1 page.  
H&L Tooth Company; C156 Remover Tool; Oct. 15, 2004; 1 page.




FIG.1




FIG. 2

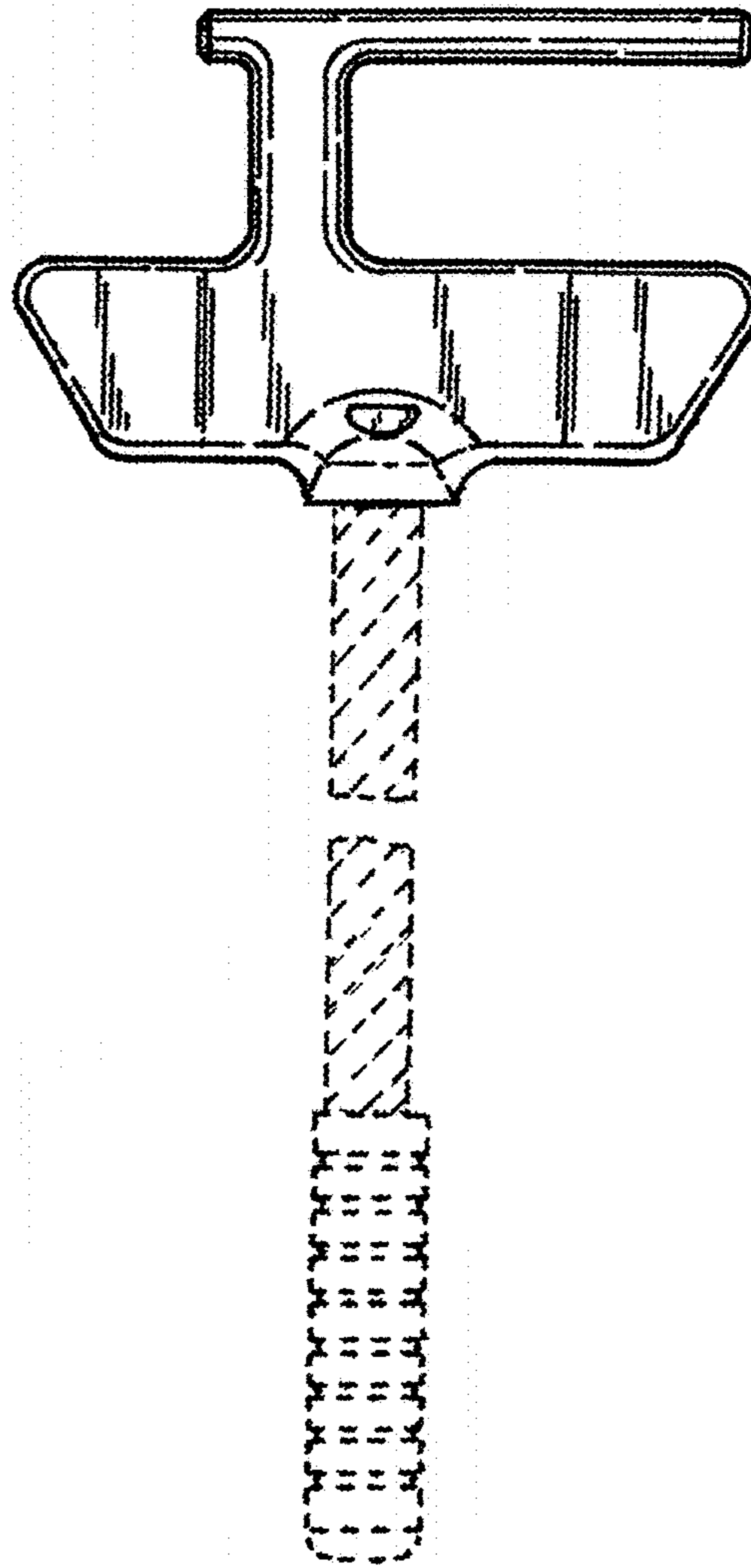


FIG. 3

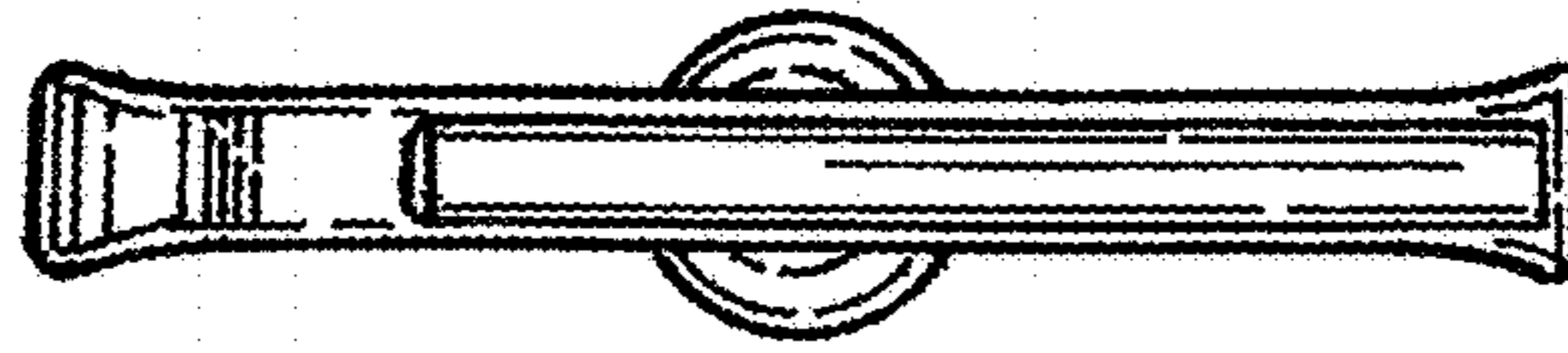


FIG. 4

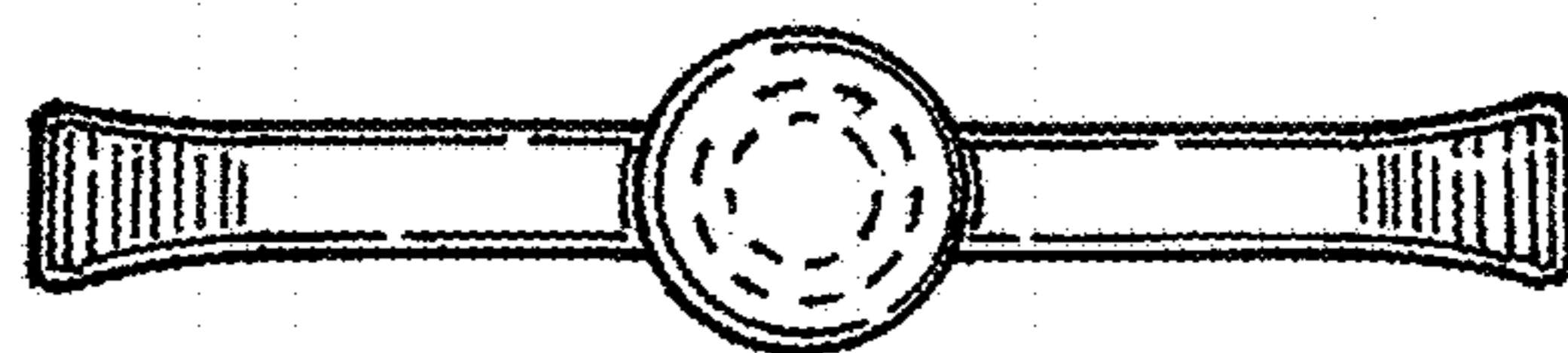


FIG. 5